

LEARNING MENU CHOICES

GRADE 3



MATH & STEM



MUSIC



LITERACY



LIBRARY

GRADE

3



ART



LITERACY



P.E.



MATH & STEM





3

Check our website daily for additional remote learning supports: bit.ly/rsu57remote

LEARNING MENU VOCAB

GRADE 3

New vocabulary will be added as needed.



LEARNING MENU

MATH & STEM

GRADE 3

1 ★

Go onto IXL Math OR Khan Academy for at least 10 minutes to practice a math skill.



2

Practice your math facts (+, -, x, and/or ÷).

Suggested ways to practice: XtraMath, flash cards, Tower Math app, Reflex Math, IXL, Khan Academy, ConnectEd, etc.



3 ★

Complete the weekly Esti-Mystery, Template: bit.ly/esti-response



4

Create a scaled [bar](#) or [picture](#) graph of things in your house (different kinds of legos, stuffies, shopkins, Pokemon, 3D shapes found around your house, etc.). Visit [here](#) for a quick review.



5

Find examples of 3D shapes at home. Post pictures or drawings of the examples you find. Label the name of each [3D shape](#) (cube, rectangular prism, pyramid/triangular prism, cone, cylinder, or sphere).



6

Complete the attached perimeter and area [worksheet](#). Post a picture of your work for your teacher.



7

Play [Multiplication Top-It](#) with someone at home. Use a deck of cards or make your own.



8

Play [Roll to 1000](#) (or a variation of the game) with someone at home. If you do not have dice at home, you can use a deck of cards.



9

[Play SET](#)

Find the 4 or 6 sets. Try the [advanced version](#).



10

Watch the "How is a Rainbow Made?" Mystery Science [video](#) and complete the [activity](#). Post a picture of your finished activity for your teacher.



11

Springtime in Maine is the perfect time to visit a vernal pool with your family. A vernal pool is a shallow place where water collects making a pond for only part of the year.

[Click for more information.](#)



12

Frogs and toads are similar animals. Make a list of the ways you think frogs are alike and the ways they are different. Watch this [5 minute video](#) to find out more. Then answer [these questions](#).



LEARNING MENU LITERACY

GRADE 3

1 ★

Read to self for 20 minutes or more daily.

2

Read a story/book to someone in your house. Remember to practice your fluency and expression.

3

Listen to a story/book read by your teacher or librarian.

4

Choose a book/story and answer the questions after you read. Available apps are Raz Kids, NewsELA, or Reading Plus.

5

Work on IXL Diagnostic or Recommended Skills Language Arts for 15 minutes.



6 ★

Keep a journal of your daily activities. Write in it what you do each day. Remember to use capital letters and punctuation.

7

Grammar:
Grammar worksheet
bit.ly/3Grammar

Complete the daily language review page.

8

Picture Inferences Worksheet: To infer, use your background knowledge WITH the picture information you have in order to draw conclusions

bit.ly/3Infer

9

Visit the Cincinnati Zoo, scroll down to see all the animal videos. Choose your favorite animal, watch the video, and ENJOY!

cincinnatizoo.org/home-safari-resources/

10 Review the Brainpop Jr video on poems. Create your own free verse poem. Think about creating a free verse poem about nature or spring

bit.ly/2RiRBJu

Username: eLearn57
Password: eLearn57

11 Using 2 books you have read or listened to compare and contrast 2 of the characters. Think about character traits, what they say, what they do, or problems the characters are facing. Use the Venn diagram to help with comparing and contrasting.

bit.ly/3rdVenn

12 Writing Prompt: Watch the interview with Dav Pilkey, the author of Dog Man, imagine you were interviewing him, what questions would you ask him?

pilkey.com/appearances



LEARNING MENU SPECIALS

GRADE 3

1

Luck of the Dice
bit.ly/3b6W0qO



2

W.O.W (Workout of the Week): Wednesdays with Mrs. Person at 11:00:
rsu57.zoom.us/j/298414629



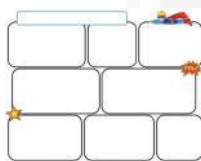
3

Plank Tap Challenge
bit.ly/plankchallenge3-5



4 Illustrate a comic strip
Directions:

bit.ly/Gr3Directions



5

TATE KIDS

Explore the Tate Museum and play one of the games or take one of the quizzes.
www.tate.org.uk/kids/explore



6

Warm and Cool Landscape
bit.ly/Gr3Directions



7 Try playing the cup ostinatos with this song! First, watch [this video](#) to practice. Then, try performing it with [this video](#). If you don't have a plastic cup, you can try using an empty can (no sharp edges!), a paper towel roll, or an empty yogurt cup.



8

Listening Log: Select a song from bit.ly/ListeningPlaylist then complete the listening log found either in Google Classroom or SeeSaw.



9 Play the song "Hot Cross Buns" or "Mary Had a Little Lamb" on water glasses in your home. See your music teacher for more detailed instructions and tips to be successful! Send a video of your song to your music teacher!
bit.ly/waterglasses345



10

Take a Staycation with a book and Read or Listen to a story. Draw/Share a picture of JUST the setting of the story or write/tell about your own Staycation..



11

Coping with Social Distancing : bit.ly/2K6k6pJ



12

Let's Take a Mindful Walk!
bit.ly/34HtDgr

