




# LEARNING MENU CHOICES

GRADE 2



May 18 - May 22



# LEARNING MENU VOCAB

GRADE 2

New vocabulary will be added as needed.



May 18 - May 22



2

Check our website daily for additional remote learning supports: [bit.ly/rsu57remote](https://bit.ly/rsu57remote)

# LEARNING MENU

MATH & STEM

GRADE 2

★ = EVERYDAY ITEMS

1 ★

Addition/Subtraction Facts

Practice: XtraMath, Prodigy, ConnectEd - Beat the Computer, Timed Test app, or worksheet (try to beat your time from the previous day)

[tinyurl.com/RSUJ57Gr2MathBox1](https://tinyurl.com/RSUJ57Gr2MathBox1)



2 ★

IXL Diagnostic & Rec. Skills

Complete one math recommendation daily.

Be sure to update your diagnostics once a week.



3

**Graphing Box:** Please follow the directions on this worksheet to show what you know about graphing.

[tinyurl.com/RSU57MathBox318](https://tinyurl.com/RSU57MathBox318)



4 Design a boat to float: Think about what materials you may use. Test it out. How much weight can it hold? Use your knowledge of engineering to revise your design as needed.

Your teacher will assign this activity in Seesaw.

[tinyurl.com/ycf9nuhm](https://tinyurl.com/ycf9nuhm)



5 Math Box Page/Paper Pencil

If you have your math journal at home, please complete page 154, otherwise follow this link.

[tinyurl.com/Gr2RSU57MJ15](https://tinyurl.com/Gr2RSU57MJ15)

4



Review Box - Double Digit Addition with Regrouping & 2D Shapes Review:

[tinyurl.com/ycda9tg7](https://tinyurl.com/ycda9tg7)

Double Digit Addition without Regrouping & 2D Shapes Review:

[tinyurl.com/yasxvso7](https://tinyurl.com/yasxvso7)



7

Mystery Number

I'm  $>240$  and  $<252$ .  
I'm an even number.  
I'm 25 tens.  
What am I?



8 Number of the Week:

Use your knowledge of place value to add and subtract 1, 10, & 100 to the number of the week. See the link below.

[tinyurl.com/y7fbzjpy](https://tinyurl.com/y7fbzjpy)



9

Seesaw Activity- Coin Review

Your teacher will assign this activity in Seesaw

Or use this worksheet:

[tinyurl.com/ya5mzjd9](https://tinyurl.com/ya5mzjd9)



# LEARNING MENU LITERACY

GRADE 2

★ = EVERYDAY ITEMS

1

★ (Two times this week)  
Read to self or a family member for 20 minutes or more.



2

★ (Three times this week)  
Choose a book on RAZ kids. Listen to the book, read the book, and take the quiz. (Post a picture of your quiz results on SeeSaw)



3

★ IXL Diagnostic & Recommended skills

Complete one Language Arts recommendation daily.

Be sure to update your diagnostics once a week (Monday).



4

#### Word Work:

SeeSaw Activity: Word Sort of ai, ay, long a, and short a

<https://tinyurl.com/y8nx8exb>



5

Listen to a Story read by your teacher or librarian.

-[This is a Moose!](#)

-[Down to the Sea](#) by Chris Van Dusen

-[If I Built a School](#) by Chris Van Dusen



6

Maine Wildlife Park: A to Z Hike

<https://tinyurl.com/y6v5487w>



7

**Word Work:** Diphthongs (ou, ow, oi, oy) SeeSaw Activity

<https://tinyurl.com/ycrzjnn>

6



8

#### Writing Prompt:

Write the steps of How to eat a lobster. Here are some tools to help you:

- [How to eat a lobster Diagram](#)
  - [How to eat a lobster Video](#)
- [How to \(sequence\) guide](#)

[Writing Paper](#)



9

Maine Wildlife Park "The Pine Tree State" Hunt

<https://tinyurl.com/y7rkhyxl>



# LEARNING MENU SPECIALS

GRADE 2

May 18 - May 22

1

**PE**  
Health-related Components  
of Fitness Exercise Cube:  
[bit.ly/2LtDe1K](https://bit.ly/2LtDe1K)



2

**PE**  
W.O.W (Workout of the  
Week): Wednesdays with  
Mrs. Person, Ms. Fearon,  
and Mr. Penley at 11:00:  
[rsu57.zoom.us/j/298414629](https://rsu57.zoom.us/j/298414629)



3

**PE**  
Number Line Drill, click this  
link to try:  
[Number Line Drill.mp4](https://www.youtube.com/watch?v=NumberLineDrill)  
([bit.ly/2LpSIUf](https://bit.ly/2LpSIUf))



4

**Art**  
**How Creative Are You?**  
[2nd and 3rd Grade Learning  
Menu, Week of May 11 and 18](#)



5

**Art**  
**Origami**  
[2nd and 3rd Grade Learning  
Menu, Week of May 11 and 18](#)



6

**Art**  
**Make Your Own Clay**  
[2nd and 3rd Grade Learning  
Menu, Week of May 11 and 18](#)



7

**Music**  
See how many different  
sounds you can find around  
your home! Use the  
Scavenger Hunt paper to  
guide you.  
[tinyurl.com/y73hlzux](https://tinyurl.com/y73hlzux)



8

Create an instrument.  
Check out this website  
([tinyurl.com/yc4b79rq](https://tinyurl.com/yc4b79rq)) or  
check with your music  
teacher for instructions to  
create different  
instruments. Show your  
music teacher what you  
made! [tinyurl.com/y8xx8f5s](https://tinyurl.com/y8xx8f5s)



9

**Music**  
Take a walk, and notice what  
sounds you hear. You can  
write them out as a list, or  
draw a picture of the sounds  
you hear.



10

Listen: [bit.ly/35TGigS](https://bit.ly/35TGigS) and  
watch these videos about  
Maine: [bit.ly/2WtuKOA](https://bit.ly/2WtuKOA) and  
[bit.ly/2ySeBJo](https://bit.ly/2ySeBJo) .  
Use Chatterkid and make your  
own Maine song or rap as a  
lobster, moose, pine tree or  
other Maine symbol.  
[bit.ly/2Aqj3zx](https://bit.ly/2Aqj3zx)



11

**SEL**  
[Dealing with  
Disappointment](#)



12

**SEL**  
[Brave Yoga](https://www.youtube.com/watch?v=BraveYoga)  
[safeYouTube.net/w/iPyE](https://safeYouTube.net/w/iPyE)



Check our website daily for additional remote learning supports: [bit.ly/rsu57remote](https://bit.ly/rsu57remote)



2

