




LEARNING MENU CHOICES

GRADE 2



May 11 - May 15



LEARNING MENU VOCAB

GRADE 2

New vocabulary will be added as needed.



LEARNING MENU MATH & STEM

GRADE 2

★ = EVERYDAY ITEMS

Addition/Subtraction

1 ★

Practice: XtraMath, Prodigy, ConnectEd - Beat the Computer, Timed Test app, or worksheet (try to beat your time from the previous day)

Complete the subtraction problems and color using the code.


<https://tinyurl.com/y9p43j4t> 

2

★ IXL Diagnostic & Rec. Skills

Complete one math recommendation daily. Be sure to update your diagnostics once a week.

Bonus IXL
[Interpret Bar Graphs R.5](#)

[IXL Lines of symmetry T.9](#) 

3

Graphing Skill Box

Practice your graphing skills by using the link below.

<https://tinyurl.com/RSU572Box3> 

4

New Skill Challenge

Tally Charts and Bar Graphs

Watch this video from BrainPop Jr. What is new learning for you?

jr.brainpop.com/math/data/tallychartsandbargraphs/ 

5 Math Box Page/Paper Pencil

If you have your math journal at home, please complete page 145, otherwise follow this link.


<https://tinyurl.com/RSU572MJ145> 

Symmetry

6

Watch this video from Numberocks on Symmetry


<https://safeyoutube.net/w/RcB9>

Butterfly Symmetry activity will be assigned by your teacher. 


7

Real-Life Application/ Outdoor

[Mystery Science](#)

In the Mystery Doug activity, "Design a Bird Feeder" students draw a bird feeder designed to attract a specific type of bird. Optional Extension: Build your bird feeder using any available materials you have. 

8 Nifty Fifty:

Turn over four cards each from the deck of cards. Make a double digit addition or subtraction problem to get the closest sum or difference to 50. If you get closest to 50, you earn 1 point, if you get 50, you receive 2 points. Aces=1 point, face cards and 10's=0 points. Repeat this for five rounds, have fun! 

9

Number of the Week

Create a Place Value Flower out of paper.

<https://tinyurl.com/ybeno3rq> 

LEARNING MENU LITERACY

GRADE 2

★ = EVERYDAY ITEMS

1

★ (Three times this week)
Read to self or a family member for 20 minutes or more.



2

★ (Two times this week)
Choose a book on RAZ kids. Listen to the book, read the book, and take the quiz. (Post a picture of your quiz results on SeeSaw)



3

★ IXL Diagnostic & Recommended skills

Complete one Language Arts recommendation daily.

Be sure to update your diagnostics once a week (Monday).



4

Word Work

Text Features:
From Seed to Plant SeeSaw activity assigned by your teacher.

tinyurl.com/yaoj248t



5

Grammar - Pronouns I and Me, We and Us SeeSaw activity assigned by your teacher.

[Pronoun Packet](#)
Or Pronoun Worksheet:
[1 Page pronoun worksheet](#)



6

Reading Comprehension:

Plant Life Cycles SeeSaw activity assigned by your teacher.

tinyurl.com/yaoqdl8n



Writing Prompt:

7 If you could invent a new plant what would it be? What does it look like? Do you use it for anything once it is full grown?

[Writing Paper](#)

[How can I elaborate?](#)



8

Virtual Field Trip

Go on the Virtual Farm field trip assigned by your teacher on SeeSaw.



9

Watch the [Parts of a plant](#) Video on BrainPop Jr. then complete the Parts of a Plant SeeSaw Activity assigned by your teacher.

-OR-

Watch the [Plant life cycle](#) Video on BrainPop Jr. then draw out the life cycle of a plant! Use plant vocabulary



LEARNING MENU SPECIALS

GRADE 2

May 11 - May 15

1

PE

Make Your Own Equipment
PART 2:

[Make your own PE
equipment Part 2](#)



2

PE

W.O.W (Workout of the
Week): Wednesdays with
Mrs. Person at 11:00:

[https://rsu57.zoom.us/j/29
8414629](https://rsu57.zoom.us/j/298414629)



3

PE

Plank Cup Stack Challenge-
Click this link to try:

[Plank Cup Stack Challenge
.mp4
https://bit.ly/35FbLmU](https://bit.ly/35FbLmU)



4

Art

How Creative Are You?

[2nd and 3rd Grade Learning
Menu, Week of May 11 and 18](#)



5

Art

Origami

[2nd and 3rd Grade Learning
Menu, Week of May 11 and 18](#)



6

Art

Make Your Own Clay

[2nd and 3rd Grade Learning
Menu, Week of May 11 and 18](#)



7

Music

See how many different
sounds you can find around
your home! Use the
Scavenger Hunt paper to
guide you.

<https://tinyurl.com/y73hlzu>
[x](#)



8

Share and **teach** a song
you remember from music
class with a family member.
Think about how your music
teacher taught you songs,
how can you help teach your
song to your family? Let
your teacher know which
song you taught and send a
video if you can!



9

Music

Listen to a song, find a way
to keep the steady beat
using things that you find in
nature!



10

Library

Listen to the [read aloud](#)
([https://safeYouTube.net/w
/EqWB](https://safeYouTube.net/w/EqWB)) and watch the
Garden Tools [slideshow](#)
(<https://bit.ly/2SFQxA4>).
Then complete the [Garden
Activity](#)



11

SEL

[Stop, Name Your Feeling,
Calm Down](#)

[Calm Down Dance](#)
[https://safeYouTube.net/w
/HPpC](https://safeYouTube.net/w/HPpC)



12

SEL

Create a "What to Do
When I'm Stuck" poster
to keep near my
workspace

