




LEARNING MENU CHOICES

GRADE 2

April 27th - May 1





Check our website daily for additional remote learning supports: bit.ly/rsu57remote

LEARNING MENU VOCAB

GRADE 2

New vocabulary will be added as needed.



LEARNING MENU MATH & STEM

GRADE 2

★ = EVERYDAY ITEMS

1 ★

Addition/Subtraction Practice: XtraMath, Prodigy, ConnectEd - Beat the Computer, Timed Test app, or worksheet (try to beat your time from the previous day)

Sums to 18 Worksheet
tinyurl.com/y7n4jj2j



2 ★

IXL Diagnostic & Rec. Skills

T.3 Count sides and vertices (2-D)(Code - EAQ)
bit.ly/3by50un
U.3 Count vertices, edges, and faces (3-D)(Code - X72)
bit.ly/3by50un



3

Watch this video to review your 2D shapes
safeyoutube.net/w/eGB7

Make a police department building/firehouse/superhero mask/police badge out of 2D shapes. Tell what 2D shapes you used.



4 New Skill Challenge: Last week you watched "Parts of a whole." This week you will be watching a video about "Equivalent Fractions". What do you already know about fractions? What do you now know about fractions after watching the video?

bit.ly/2yBQxtK



5

Math Box Page/Paper Pencil: Complete Math Boxes pg 139 in your math journal if you have that at home or bring up this link to complete.

tinyurl.com/RSU572MP139



6

Story Problem/ Strategy Work: There are 25 police officers in the station. Some police officers leave the station. [Click for more of the problem.](#)



7

Real-Life Application/ Outdoor: Think of a brand new invention. How could it help people? How would it make the world a better place? Create a plan.



8

Math Games (EDM, Prodigy, Zearn): Create your very own superhero board game. Get creative, have lots of fun, and invite family members to play your new game. Blank game board for inspiration.

tinyurl.com/RSU572GameBoard



9

Number of the Week- 613

Use your knowledge of place value to add and subtract 1, 10, & 100 to the number of the week. See the link below.

tinyurl.com/t27s4h7



10

WE 

11

& MISS

12

YOU!

Check our website daily for additional remote learning supports: bit.ly/rsu57remote

April 27th - May 1



2

LEARNING MENU LITERACY

GRADE 2

★ = EVERYDAY ITEMS

** Reminder Use CLEVER to get to login to SeeSaw. See notes below.

1 ★

Three times this week, read to self or a family member for 20 minutes.

2

Listen to a Story read by your teacher or librarian.

[How to Be a Hero- Read aloud](#)

Make yourself a hero in a [comic strip!](#) (optional*)

3

Word Work: Action Verbs
SeeSaw Activity assigned by your teacher

-OR-

[Action Verbs Video](#)
[Action Verbs Worksheet](#)

4

Word Work:
[Onomatopoeia Song](#)
[safeYouTube.net/w/q507](https://www.youtube.com/watch?v=q507)

[Onomatopoeia Worksheet](#)

After you complete the worksheet make a video of yourself making onomatopoeias around the house or outside. Example would be: stomping your foot.

5 ★

(Two times this week)

Choose a book on RAZ kids. Listen to the book, record yourself reading the book, and take the quiz. (Post a picture of your quiz results on SeeSaw)

6

Who is Your Hero: Draw a picture of someone who you consider a hero. Write reasons around your picture to explain why they are your hero. Give your picture a title and be sure to capitalize each word!

7

Writing Prompt: If you could have any superpower what would it be and why? Give three specific examples of how you would use your superpower.

[If I had a Superpower writing guide](#)

[Writing Paper](#)

8

Writing prompt: Tell me all about your favorite hero. Why are they your favorite? Give three supporting reasons why they are your favorite.

[How to write about your favorite](#)

[Writing Paper](#)

9

Writing Prompt: Create your own superhero. What would the name be? Does he/she have a special costume? Any super powers? Draw or create your new hero and share it with your teacher by video!

[Writing Paper](#)

10

WE ♥ &
MISS
YOU!

11* Reminder:

Update Seesaw!

bit.ly/rsu57updateapps

Please log in to Seesaw using "Clever". This helps your child to view videos seamlessly! For more info:

[safeYouTube.net/w/l8o6](https://www.youtube.com/watch?v=l8o6)

LEARNING MENU SPECIALS

GRADE 2

April 27th - May 1

1

PE: Flip A Coin Workout -
[Student copy of Flip a Coin Workout](#)



2

PE: W.O.W (Workout of the Week): Wednesdays with Mrs. Person at 11:00.
rsu57.zoom.us/j/298414629



3

PE: Head's, Shoulder's, Knees and Toes Challenge, click this link to try it.
[Heads Shoulders Challenge.mp4](#)



4

Art
Cardboard and Tinfoil Robot

[2 & 3 Learning Board Week of April 21, 28](#)



5

Art
Collagraph Printmaking

[2 & 3 Learning Board Week of April 21, 28](#)



6

Art
Diorama

[2 & 3 Learning Board Week of April 21, 28](#)



7

Music: Create a sound map. Take a walk outside, and notice any sounds you hear. When you get back, draw a map that shows the path you took. Then, note the sounds you heard, and where you heard them. You can show the sounds with words or with pictures.
[Sound Map Directions and Extension](#)



8

Music: Listen to a song, and march to the steady beat! Where else can you put the steady beat on your body? What song did you listen to?



9

Music: Make a pattern with the [Oscillator](#). Can you make your voice sound like that? Make sure you use a gentle, high, light voice. Try patterns with all of the different robots. Which one is your favorite?
bit.ly/2VrxXfG



10

Library: Choose a favorite story and create puppet characters (using spoons, popsicle sticks, socks, etc..) then act out a puppet show of the story. Make it digital: Record yourself acting out part of the story with your puppets and share with your librarian.



11

SEL: [The Invisible String - finding connection, even when we can not be together.](#)
safeYouTube.net/w/MJY7



12

SEL:
[Feelings Scavenger Hunt](#)
bit.ly/3azYpZU



Check our website daily for additional remote learning supports: bit.ly/rsu57remote



2

