




# LEARNING MENU CHOICES



GRADE 2



# LEARNING MENU VOCAB

GRADE 2

New vocabulary will be added as needed.



# LEARNING MENU MATH & STEM

GRADE 2

★ = EVERYDAY ITEMS

**\*\* Reminder Use CLEVER to get to login to SeeSaw. See notes below.**

1 ★

Addition/Subtraction Practice: XtraMath, Prodigy, ConnectEd - Beat the Computer, Timed Test app, or worksheet:

[tinyurl.com/RSU572MSF](https://tinyurl.com/RSU572MSF)



2 Virtual Field Trip

[kids.sandiegozoo.org/](https://kids.sandiegozoo.org/)  
Which animal did you see was the heaviest? Which animal was the lightest? Which animal was the tallest? Which animal was the shortest? Include the unit of measurement in your answer (pounds, feet, etc)



3

Geometry Skill Box: Create 2D and 3D shapes out of materials from inside or outside of your house. Examples: Playdough & Toothpicks, Sticks & Mud. Take a picture and put it on Seesaw.



4 New Skill Challenge: Fractions -- Parts of a Whole

What do you already know about fractions? What do you now know about fractions after watching the video?



[bit.ly/2421box4](https://bit.ly/2421box4)

5 Seesaw Activity

Outdoor Scavenger Hunt

This activity will be assigned by your teacher in Seesaw so you can see your list of items to look for, listen to, and feel.



6 Engineering and Design

Gather items outside and create a fairy or toad house. Take a picture for Seesaw. Tally up how many of each object (twigs, acorns, pinecones) you use.



7

Real-Life Application: Baking or Cooking? (Using fractions)

Cut your sandwich into halves, thirds or fourths. Take a picture and put on Seesaw.



8

Math Online Games (EDM, Prodigy, Zearn, ConnectEd)

Math Card Game: Addition Battle Cards

[tinyurl.com/u7acvv5](https://tinyurl.com/u7acvv5)



9

Active Math:

Set a marker at your starting point, jump and measure how far away you landed. Repeat 5 times and try to increase your length each time. Have fun!



WE ♥ &  
MISS  
YOU!

**\*\* Reminder:**

Please log in to Seesaw using "Clever". This helps your child to view videos seamlessly! For more info: [safeYouTube.net/w/l8o6](https://safeYouTube.net/w/l8o6)



# LEARNING MENU LITERACY

GRADE 2

★ = EVERYDAY ITEMS

\*\* Reminder Use CLEVER to get to login to SeeSaw. See notes below.

1 ★

Read to self or a family member for 20 minutes or more. (every day)

2 Listen to a Story read by your teacher or librarian.

Read Aloud:  
Stella Star of The Sea  
[safeyoutube.net/w/HhL5](https://safeyoutube.net/w/HhL5)

[Click here for 5 Finger Retell Picture](#)

3 Aquarium Field Trip  
Choose an Aquarium to visit:

- [National Aquarium](#)
- [Seattle Aquarium](#)

Then complete the SeeSaw activity showing what you learned and saw on your Aquarium visit -- OR -- Draw a picture of your favorite field trip or family trip.

4

Word Work:  
Noun, Verb, Adjective, and Adverb Color sheet SeeSaw Activity assigned by your teacher.

[tinyurl.com/vhq6dt4](https://tinyurl.com/vhq6dt4)



5

Practice reading a story.  
Make a video of you reading it and share the video with family living away or send it to your teacher in Seesaw. \*(once a week)

6

Main Idea and Details:  
All About Sloths SeeSaw Activity assigned by your teacher.

[tinyurl.com/w385t98](https://tinyurl.com/w385t98)

7

Writing Prompt: Write a story about spending a day at the beach. What do you see, hear and smell?

[Writing Paper](#)

8

Writing prompt: Imagine that a famous celebrity lends you a jet for a week. Where do you go and what happens?

[Writing Paper](#)

9

Writing Prompt: Write a story about getting locked inside an amusement park or zoo overnight.

[Writing Paper](#)

WE ♥ &  
MISS  
YOU!

\*\* Reminder:

Update Seesaw!  
[bit.ly/rsu57updateapps](https://bit.ly/rsu57updateapps)

# LEARNING MENU SPECIALS

GRADE 2

1

PE: Luck of the Dice  
[bit.ly/3cqwljD](https://bit.ly/3cqwljD)



2

PE: W.O.W (Workout of the Week): Wednesdays with Mrs. Person at 11:00:  
[rsu57.zoom.us/j/298414629](https://rsu57.zoom.us/j/298414629)



3

PE: Plank Tap Challenge, click this link  
[bit.ly/3boOnvS](https://bit.ly/3boOnvS)



4

Art: Found Object Primary and Secondary Color Wheel  
[Directions](#)



5

Art: Nature Art  
[Directions](#)



6

Art: Explore the Tate Museum and play one of the games or take one of the quizzes.  
[www.tate.org.uk/kids/explore](https://www.tate.org.uk/kids/explore)

[Directions](#)



7

Music: Make a pattern with the [Oscillator](#). Can you make your voice sound like that? Make sure you use a gentle, high, light voice. Try patterns with all of the different robots. Which one is your favorite?  
[bit.ly/2VrxXfG](https://bit.ly/2VrxXfG)



8

Music: Steady Beat - Listen to a song, and march to the steady beat! Where else can you put the steady beat on your body? What song did you listen to?



9

Music: Found sounds - find something that normally isn't used as an instrument, and turn it into one! How many sounds can your new instrument make? Try tapping or scraping it with different objects.



10

Library: Take a Staycation with a book and Read or Listen to a story, then Draw/Share a picture of JUST the setting of the story.



11

SEL Digital Link: Coping with Social Distancing  
[bit.ly/2RH2CV4](https://bit.ly/2RH2CV4)



12

SEL: Let's Take a Mindful Walk! [bit.ly/2RCZ8ms](https://bit.ly/2RCZ8ms)



Check our website daily for additional remote learning supports: [bit.ly/rsu57remote](https://bit.ly/rsu57remote)