




# LEARNING MENU CHOICES



GRADE 2



# LEARNING MENU VOCAB

GRADE 2

New vocabulary will be added as needed.



# LEARNING MENU MATH & STEM

GRADE 2

★ = EVERYDAY ITEMS

1 ★

Addition/Subtraction Practice: XtraMath, Prodigy, ConnectEd., Timed Test app, or [worksheet](#).



2 ★

IXL Diagnostic (1 day a week)  
Complete recommended skills (4 days a week)



3

**Geometry Skill Box:** [Watch video](#). Go on a 3D Shape Scavenger Hunt in your house or outside. Choose your favorite example, draw or take a picture of it and upload to SeeSaw.



4

**New Skill Challenge:** Solid Shapes on Brain Pop, Jr.  
<https://jr.brainpop.com/math/geometry/solidshapes/>



5

**Math Box Page/Paper Pencil:** Complete Math Boxes pg. 131  
<https://tinyurl.com/RSU572MP131>



6

**Story Problem/Strategy Work:** Solve the problem to find out how many flowers Rachel has left in the vase.  
<https://tinyurl.com/RSU572MSP>



**7 Outdoor scavenger hunt:**

Find different objects in nature (more than 10 each), count each object (leaves, rocks, sticks, etc), represent the number 3 ways: Number, tallies, base ten shorthand, pictures or words. Take a picture and upload to Seesaw.



**8 Math Games** (EDM, Prodigy, Zearn) or Subtraction Top It: *Player 1 shuffles the cards and places the deck number-side-down. Each player turns over 2 cards and subtracts the smaller number from the larger number. The player with the largest difference wins the round and takes all the cards.*



9

**Number of the Week**

<https://tinyurl.com/RSU572MNOW>

10

WE 

11

& MISS

12

YOU!

# LEARNING MENU LITERACY

GRADE 2

★ = EVERYDAY ITEMS

1 ★

Read to self or a family member for 20 minutes or more every day.



2

Listen to a story read by your teacher or librarian. After listening to the story write a 5 finger retell of the story. Use complete sentences in your retell.

[Click here for 5 Finger Retell Picture](#)



3

**Word Work:**

Parts of Speech  
Adjectives

[What is an Adjective? Video](#)

Or

[All About Adjectives Video](#)

AND

Complete Seesaw Character Adjectives Activity assigned by your teacher



4

**Word Work:**

Prefixes, base/root word, suffixes. Complete the Prefixes and Suffixes activity assigned to you in Seesaw.



5

**Fluency Practice:**

Practice reading a story. Make a video of you reading it and share the video with family living away or send it to your teacher in Seesaw. \*(once a week)



6

Listen to a Kindness story and complete the activity. Seesaw Kindness stories link: [Kindness Stories to listen to](#)



7

**Writing Prompt:**

♡ Think about a time when you have disagreed with someone. Draw or write how you can solve the problem with kindness.



8

**Writing prompt:**

♡ Each day this week practice one (or more!) acts of kindness. Keep a journal of this act and how it made you and the other person feel.



9

**Writing Prompt:**

♡ Write an acrostic poem using the word "kindness."

Link: [Acrostic template form](#)

[Sample of an Acrostic](#)



10

WE 

11

& MISS

12

YOU!



# LEARNING MENU *SPECIALS*

GRADE 2

## Additional directions for Art Lessons (click here)

1

Time for an adventure! Let's go on a scavenger hunt:  
<https://bit.ly/PEhunt>



2

W.O.W (Workout of the Week): Wednesdays with Mrs. Person at 11:00:  
<https://rsu57.zoom.us/j/298414629>



3

OPEN Challenge: All you need is a pillow! Click this link:  
<https://bit.ly/PEatHOME> and give it a try!



4

Explore the Tate Museum and play one of the games or take one of the quizzes.  
<https://bit.ly/MuseumExplore>

Directions:  
<https://bit.ly/ArtDirections>



5

Recycled Material Faces

Directions:  
<https://bit.ly/ArtDirections>



6

Warm and Cool Landscapes

Directions:  
<https://bit.ly/ArtDirections>



7

Kandinsky Lab: Make your artwork come alive with sound! Draw high on screen, make a scribble, a low shape, try lots of ideas. Press play to hear your creation!  
<https://bit.ly/KandinskyMusic>



8

Music Steady Beat - Listen to a song, and march to the steady beat! Where else can you put the steady beat on your body? What song did you listen to?



9

Found sounds - find something that normally isn't used as an instrument, and turn it into one! How many sounds can your new instrument make? Try tapping or scraping it with different objects. You can also try making your own instrument as a craft! See your music teacher for examples.



10

Listen to:  
[https://bit.ly/Audible\\_Books](https://bit.ly/Audible_Books) or Epic. Take a screenshot of a book you read and share it with your librarian or teacher.



11

**SEL**  
**That's Private!**  
[Video](#)  
[Activity](#)



12

Create Your Own Internet Safety Poster: Work with your family to create the internet safety rules for your house. Remember this includes searching the web, social media, and games! These rules are about keeping you safe and keeping information about you private. Can you come up with 5?

