

Name _____

Date _____

1. Use grid paper to create a picture graph below using data provided in the table. Then, answer the questions.

Central Park Zoo Animal Classification			
Birds	Fish	Mammals	Reptiles
6	5	11	3

Title: _____

- a. How many more animals are mammals than fish? _____
- b. How many more animals are mammals and fish than birds and reptiles? _____
- c. How many fewer animals are reptiles than mammals? _____






Legend: _____

- d. Write and answer your own comparison question based on the data.

Question: _____

Answer: _____

2. Use the table below to create a picture graph in the space provided.

Animal Habitats		
Desert	Tundra	Grassland
		  

Title: _____

Legend: _____

- How many more animal habitats are in the grassland than in the desert? _____
- How many fewer animal habitats are in the tundra than in the grassland and desert combined? _____
- Write and answer your own comparison question based on the data.

Question: _____

Answer: _____