



MATH NEWS



Grade 2, Module 3, Topic C

November 2013

2nd Grade Math

Module 3: Place Value, Counting, & Comparison on Numbers to 1000

Math Parent Letter

This document is created to give parents and students a better understanding of the math concepts taught in the classroom. Module 3 material covers Place Value, Counting, & Comparison on Numbers to 1000. This newsletter will discuss Module 3, Topic C.

Topic C. Three-digit Numbers in Unit, Numeral, Expanded, and Word Forms

Words to know

- Unit Form
- Word Form
- Number Bond
- Number Form
- Expanded Form
- Standard Form

Things to remember!!!

Count 10 ones

1, 2, 3, 4, 5, 6, 7, 8, 9, 10

Count 10 tens

10, 20, 30, 40, 50, 60, 70, 80, 90, 100

Count 10 hundreds

100, 200, 300, 400, 500, 600, 700, 800, 900, 1,000

Standard Form and Number Form are the same thing.

OBJECTIVE OF TOPIC C

- 1 Count up to 1,000 on the place value chart.
- 2 Write base ten three-digit numbers in unit form; show the value of each digit.
- 3 Write base ten numbers in expanded form
- 4 Write, read, and relate base ten numbers in all forms




Focus Area— Topic C

Three-digit Numbers in Unit, Numeral, Expanded, and Word Forms

Place Value Charts




Hundreds	Tens	Ones

Count bundles on Place Value Charts

Hundreds	Tens	Ones
		

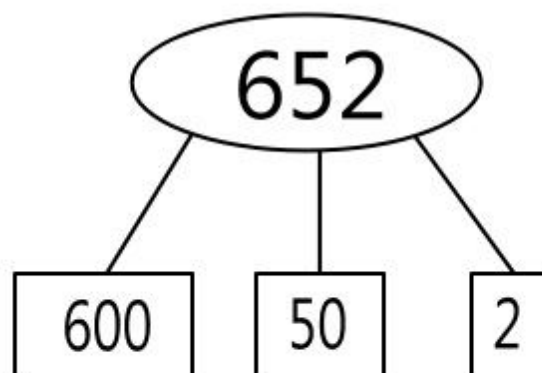
The number represented on the place value chart is 242.

Count Bundles and Write the Numbers on the Chart.

Hundreds	Tens	Ones
 1	 1	 1

The number represented by the bundles is 111.

Represent a Three-Digit Number with Number Bonds



6 hundreds 5 tens 2 ones