





LEARNING MENU CHOICES

GRADE 1


May 4 - May 8




LEARNING MENU VOCAB

GRADE 1

New vocabulary will be added as needed.



View math dictionary:
mathsisfun.com/definitions/



LEARNING MENU MATH & STEM

GRADE 1

★ = EVERYDAY ITEMS

1 ★

Skip count practice

Practice orally skip counting by 2's, 5's, and 10's to 120. Lightly toss your favorite stuffy in the air or jump rope as you skip count. [Click here for optional challenges.](#)

2 ★



IXL

IXL Recommendations section for 15 minutes.

3

Fact Fluency

with flashcards (addition and subtraction to 20)



4 Computation & Algebraic Thinking



Show you know what the = sign means by building equivalent (balanced) facts. The fact on each side has to equal the same number. [View example here.](#)

Complete the Balanced Equations activity on Seesaw.



5 Fraction- Halves

bit.ly/Fractionsmenu



1. Click the link above for a BrainPopJr. video on fractions. Login Info: Username- bernerteacher Password- teacher1

2. Complete the 'Fraction Halves' activity in Seesaw.



6 Symmetry Equal vs. Unequal



1. Complete the 'Equal or Unequal' activity on Seesaw.

2. Then, on a piece of paper or with playdough, make 5 different shapes and make a line down the middle to show the shape in 2 equal halves.



7



Star Wars Fact Sort

Complete the 'Jedi Math Fact Sort' activity in Seesaw.

MAY THE 4TH BE WITH YOU



8

STEM: Grab a snack and enjoy it with Clover! Clover is a woodchuck who lives at Chewonki in Wiscasset, Maine. What do you already know about woodchucks? [Click to learn more.](#)



9

STEM: Plants have special parts that keep animals from eating them.

[Click for more instructions.](#)



LEARNING MENU LITERACY

GRADE 1

★ = EVERYDAY ITEMS

1 ★ Read and Write:

Choose a picture book or one chapter from your book and read it to yourself, a family member, a pet, or stuffed animal.

Choose one reading response and complete it after reading the book.

[Reading Response Sheets](#)

2

Listen to a Story

Hear a story read by your teacher, family member, or librarian.

3



Phonics Practice

See your teacher for specific lessons.

4



Phonics Practice

See your teacher for specific lessons.

5



IXL Language Arts

Complete 2 categories from the recommendations.

Link shows how to access:

[IXL Language](#)

6



Kids A-Z/Raz Kids

Choose a story.
Listen to it
Read it to yourself and make a recording.
Answer the questions after you read.

7 Word Work: Choose 10 sight words and choose a sight word activity.

1. Write sentences using each of your 10 sight words

-or- 2. [Ghost Words](#)

-or- 3. Spell your words with materials found at home i.e. toothpicks, q-tips, beans, magnetic letters, sticks.

8

Writing Prompt: Take a picture of your favorite nonliving thing (a stuffed animal, a desk, a toy). Label the details in the picture. In 3-5 sentences, write about the picture. Make sure to use capital letters to start your sentences and punctuation to end your sentences.

[Ways To Describe](#)

9

Writing Prompt

Make a list of things that are fun to do at home using the template. Draw a picture of you doing an activity during your favorite season.

[Writing Template](#)

LEARNING MENU SPECIALS

GRADE 1

May 4 - May 8

1

PE: Make Your Own P.E
Equipment: [Make Your Own
P.E Equipment](#)



2

PE: W.O.W (Workout of the
Week): Wednesdays with
Mrs. Person at 11:00:
rsu57.zoom.us/j/298414629



3

PE: Sweat Box Challenge,
click this link to try it:
bit.ly/2yekccv



4

Art: My Dream House
[Click here for directions](#)



5

Art: Kandinsky Abstract
Art
[Click here for directions](#)



6

Art: Thiebaud Cakes
[Click here for directions](#)



7

Music: Steady Beat
Listen to a song and help
your stuffy keep a steady
beat! What song did you
listen to?



8

Share and **teach** a song
you remember from music
class with a family member.
Think about how your music
teacher taught you songs,
how can you help teach your
song to your family? Let
your teacher know which
song you taught and send a
video if you can!



9

Kandinsky Lab: Make
your artwork come alive
with sound! Draw high on
screen, make a scribble, a
low shape, try lots of ideas.
Press play to hear your
creation!
[musiclab.chromeexperi-
ments.com/Kandinsky/](https://musiclab.chromeexperiments.com/Kandinsky/)



10

Pretend you are on the
news! Find a NONFICTION
book about an animal you
don't know much about
using Epic or another
reading app. Complete the
attached [worksheet](#) to help
you interview your animal
and share it with your
librarian.
[Interview example](#)



11

[Coping with Social
Distancing part 2](#)



12

SEL: The Story of the
Oyster and the Butterfly:
The Corona Virus and Me:
Booklet and Activities
Click here: [Oyster and
Butterfly](#)



Check our website daily for additional remote learning supports: bit.ly/rsu57remote