





# LEARNING MENU CHOICES

GRADE 1


May 18 - May 22




# LEARNING MENU VOCAB

GRADE 1

New vocabulary will be added as needed.



View math dictionary:  
[mathsisfun.com/definitions/](https://mathsisfun.com/definitions/)



# LEARNING MENU MATH & STEM

GRADE 1

★ = EVERYDAY ITEMS

**1 ★ Fact fluency**  
with flashcards  
(addition and subtraction to  
20)

Make your own or use [this  
slideshow](#).

**2**

★ IXL

IXL Recommendations  
section for 15 minutes.



**3**

**Base 10 Addition**

Complete the Base 10  
Addition activity on Seesaw.



**4 Fact Families**

1. Watch the Learn Zillion  
video below:

[bit.ly/LearnZillionFacts](https://bit.ly/LearnZillionFacts)

2. Complete the fact family  
worksheet in SeeSaw.

**Optional Challenge:**

Complete the Fact Families  
Challenge activity in Seesaw



**5**

**Domino Fact Families**

Complete the fact family  
domino activity sent to you  
on Seesaw.



**6 Building Fact Families**

Find a deck of cards and  
take out the face cards (J, Q,  
K, A). Flip the first 2 cards  
from your deck to start your  
fact family. You will need to  
make your first addition  
sentence to find your 3rd  
fact. Record your fact  
families in your Seesaw  
activity.



**7**

**Geometry**

Watch/listen to the story  
[safeYouTube.net/w/hyQD](https://safeYouTube.net/w/hyQD)

Now cut some of these  
shapes out of paper.

Arrange and paste them on  
a large piece of paper to  
build a picture. Add  
background and details.  
Have fun!

**8**

**STEM: Trash Walk**

The Long Life of Trash  
Have you ever wondered  
how long it takes trash to  
break down (biodegrade)?  
Go on a trash walk and see  
what you find.

[TRASH WALK.pdf](#)



**9**

**STEM: Please listen to the  
following book, Seeds Travel:**

[safeYouTube.net/w/D7mD](https://safeYouTube.net/w/D7mD)

Germination: Soak some fast-  
sprouting seeds (radish, dried  
beans) to watch the magic of  
germination happen! Continue  
your experiment if you'd like,  
and transfer the seedlings to  
soil so your plants can eat.

[Germination.pdf](#)



# LEARNING MENU LITERACY

GRADE 1

★ = EVERYDAY ITEMS

## 1 ★ Read and Write

Choose a picture book or one chapter from your book and read it to yourself, a family member, a pet, or stuffed animal.

Choose one reading response and complete it after reading the book.

[Reading Response Sheets](#)  
[Reading Responses](#)



3



## Phonics Practice

See your teacher for specific lessons



4



## Phonics Practice

See your teacher for specific lessons



word work

5



## IXL Language Arts

Complete 2 categories from the recommendations

Link shows how to access:

[IXL Language](#)



6



## Kids A-Z/Raz Kids

Choose a story. Listen to it, read it to yourself and make a recording. Answer the questions after you read.



7

Choose 10 sight words and choose a sight word activity.

1. Write sentences using each of your 10 sight words

-or-

2. Make a sight word game. Examples: hopscotch (words instead of numbers), BINGO, memory

-or-

3. Cut out 10 sight words from newspapers, magazines, or old mail. Glue them on a piece of paper in ABC order.



8

## Writing prompt:

Frogs are green. Make a list of at least 10 other things that are green. Then put the list in ABC order.



9

## Writing prompt:

Describe a perfect day and tell how you would spend it. Draw a picture and label the details. In 3-5 sentences, write about your adventure. Make sure to use capital letters to start your sentences and punctuation to end your sentences.

[Ways To Describe](#)



# LEARNING MENU SPECIALS

GRADE 1

May 18 - May 22

1

## PE

Health-related Components of Fitness Exercise Cube:

<https://bit.ly/2LtDe1K>



2

## PE

W.O.W (Workout of the Week): Wednesdays with Mrs. Person, Ms. Fearon, and Mr. Penley at 11:00:

<https://rsu57.zoom.us/j/298414629>



3

## PE

Number Line Drill, click this link to try:

[Number Line Drill.mp4 \(https://bit.ly/2LpSIUf\)](https://bit.ly/2LpSIUf)



4

## Art Diorama

[First Grade Learning Board](#)  
[Week of May 11 and 18](#)



5

## Art Collagraph

[First Grade Learning Board](#)  
[Week of May 11 and 18](#)



6

## Art Creative Letter Art

[First Grade Learning Board](#)  
[Week of May 11 and 18](#)



7

## Music

See how many different sounds you can find around your home! Use the Scavenger Hunt paper to guide you.

<https://tinyurl.com/y73hlzu>

[x](#)



8

Create an instrument.  
Check out this website (<https://tinyurl.com/yc4b79rq>) or check with your music teacher for instructions to create different instruments. Show your music teacher what you made!  
<https://tinyurl.com/y8xx8f5s>



9

## Music

Take a walk, and notice what sounds you hear. You can write them out as a list, or draw a picture of the sounds you hear.



10

Listen to this nonfiction book about Vegetables!  
<https://bit.ly/3fKpEVE>  
Use the Chatterkid app to make a vegetable talk! Have your vegetable tell us which other veggies you would plant in your garden.  
Chatterkid: <https://bit.ly/2Aqj3zx>



11

## SEL

[Dealing with Disappointment](#)



12

## SEL

[Brave Yoga \(https://safeYouTube.net/w/iPyE\)](https://safeYouTube.net/w/iPyE)



Check our website daily for additional remote learning supports: [bit.ly/rsu57remote](https://bit.ly/rsu57remote)