





LEARNING MENU CHOICES

GRADE 1


May 11 - May 15




LEARNING MENU VOCAB

GRADE 1

New vocabulary will be added as needed.



View math dictionary:
mathsisfun.com/definitions/



LEARNING MENU MATH & STEM

GRADE 1

★ = EVERYDAY ITEMS

1 ★ Fact fluency
with flashcards
(addition and subtraction to
20)

Make your own or use [this
slideshow.](#)



2

★ IXL

IXL Recommendations
section for 15 minutes.



**3 Addition and Subtraction
Fact Families**

<https://bit.ly/factfamily10>

1. Click the link above to watch a
BrainPopJr. video on fact families.
Use this information to login:

username: eLearn57

Password: eLearn57

2. Look for the Seesaw activity to
write four related number
sentences inside each house, 2 for
addition and 2 for subtraction,
using the given four numbers.



4

**Place Value Concepts
10's and 1's**

Please complete the
Seesaw Activity assigned by
your teacher on "Place Value
Concepts"



5

**Graphing
Play "Roll and Total"**


Roll a die and color the first
empty box above the number it
landed on. Continue to roll until
you fill up a column. Then,
answer the questions that
follow.



6

Graphing

Grab a handful of coins.
Sort the coins by type (all dimes
together, all nickels together ...) Arrange each group in a line to
make a visual graph so that you can
compare them. Example:
1. Take a picture of your coins.
2. Answer the questions about your
coins on Seesaw or [here.](#)



7

**Graphing
How Much Candy? Tally
Chart**

Please complete the "How
Much Candy?" activity on
Seesaw assigned by your
teacher.



8

**STEM
Coin Bridge**

Gather two handfuls of coins
and use them to build a
bridge. How tall, wide, and
strong can you make your
bridge?



9

**STEM
Design A Boat to Float**

Please complete the "Design
a Boat to Float" activity on
Seesaw assigned by your
teacher.



LEARNING MENU LITERACY

GRADE 1

★ = EVERYDAY ITEMS

★ Read and Write

1 Choose a picture book or one chapter from your book and read it to yourself, a family member, a pet, or stuffed animal.

Choose one reading response and complete it after reading the book.

[Reading Response Sheets](#)

2

Listen to a Story

Hear a story read by your teacher, family member, or librarian.

3



Phonics Practice

See your teacher for specific lessons

4



Phonics Practice

See your teacher for specific lessons

5



IXL Language Arts

Complete 2 categories from the recommendations

6



Kids A-Z/Raz Kids

Choose a story. Listen to it, read it to yourself and make a recording. Answer the questions after you read.

Word Work

7 Choose 10 sight words and choose a sight word activity.
1. Write sentences using each of your 10 sight words

-or-

2. [Ghost Words](#)

-or-

3. Spell your words with materials found at home i.e. toothpicks, q-tips, beans, magnetic letters, sticks.

8

Writing Prompt:

Write a story about an adventure you would like to take. Draw a picture and label the details. In 3-5 sentences, write about your adventure. Make sure to use capital letters to start your sentences and punctuation to end your sentences.

[Ways To Describe](#)

9

Writing Prompt:

If you could be any insect, what would you be and why? Draw a picture and label the details. In 3-5 sentences, write about your adventure. Make sure to use capital letters to start your sentences and punctuation to end your sentences.

[Ways To Describe](#)

LEARNING MENU SPECIALS

GRADE 1

May 11 - May 15

1

PE

Make Your Own Equipment
PART 2:

[Make your own PE
equipment Part 2](#)



2

PE

W.O.W (Workout of the
Week): Wednesdays with
Mrs. Person at 11:00:
[https://rsu57.zoom.us/j/298
414629](https://rsu57.zoom.us/j/298414629)



3

PE

Plank Cup Stack Challenge-
Click this link to try:
[Plank Cup Stack Challenge
.mp4
https://bit.ly/35FbLmU](https://bit.ly/35FbLmU)



4

Art Diorama

[First Grade Learning Board
Week of May 11 and 18](#)



5

Art Collagraph

[First Grade Learning Board
Week of May 11 and 18](#)



6

[Art
Creative Letter Art
First Grade Learning Board
Week of May 11 and 18](#)



7

Music

See how many different
sounds you can find around
your home! Use the
Scavenger Hunt paper to
guide you.

<https://tinyurl.com/y73hlzux>



8

Share and **teach** a song
you remember from music
class with a family member.
Think about how your music
teacher taught you songs,
how can you help teach your
song to your family? Let your
teacher know which song
you taught and send a video
if you can!



9

Music Steady Beat

Listen to a song, find a way
to keep the steady beat
using things that you find in
nature! What song did you
listen to?



10

Library

Listen to the [read aloud](https://safeYouTube.net/w/EqWB)
([https://safeYouTube.net/w/
/EqWB](https://safeYouTube.net/w/EqWB)) and watch the
Garden Tools [slideshow](https://bit.ly/35CYYSb)
(<https://bit.ly/35CYYSb>).
Then complete the [Garden
Activity!](#)



11

SEL

[Stop, Name Your Feeling,
Calm Down](#)

[Calm Down Dance](https://safeYouTube.net/w/HPpC)
[https://safeYouTube.net/w/
HPpC](https://safeYouTube.net/w/HPpC)



12

SEL

Create a "What to Do
When I'm Stuck" poster
to keep near my
workspace

