




# LEARNING MENU CHOICES

GRADE 1


April 27th - May 1




# LEARNING MENU VOCAB

GRADE 1

New vocabulary will be added as needed.



View math dictionary:  
[mathsisfun.com/definitions/](https://mathsisfun.com/definitions/)



# LEARNING MENU

MATH & STEM

GRADE 1

★ = EVERYDAY ITEMS

1 ★

Geometry - Shape Hunt: Go on a shape hunt in your house or outside and complete the activity sent to you on Seesaw.



2 ★

IXL - Re-do Diagnostic: Access the diagnostic via the diagnostic tab with the flag icon at the bottom of the screen. Work for 15 minutes.



3

Fact fluency with flashcards (addition and subtraction to 20)

4

Geometry - 2D Shapes Detective: Look for the 'Sides and Vertices Detective' activity on your Seesaw.



5

Geometry - I Can Sort 3-D Shapes: Look for Seesaw for an activity to sort the 3D Shapes.



6 Operations and Algebraic Thinking: Play Egg Carton Addition. Record your equations. For Ex. - If you shake a 5 and 8 then you would write  $5+8=13$ .  
Directions: [bit.ly/3aqLLfX](https://bit.ly/3aqLLfX)  
Challenge activity: Try subtraction! For Ex. - If you shake a 5 and 8 then you would write  $8-5=3$ .

7

Measurement, Time and Data: Find the graphing activity in your Seesaw.



8

Spring is a great time to see turtles in our area again. Did you know that Maine has 8 different kinds of turtles? What special body parts or structures do turtles have to help them stay safe? [Click for more instructions.](#)



9

Lots of different animals have shells. An armadillo is an animal that has a hard protective shell like a turtle. [Learn more about the armadillo here.](#)



WE 

& MISS

YOU!

Check our website daily for additional remote learning supports: [bit.ly/rsu57remote](https://bit.ly/rsu57remote)

April 27th - May 1



1

# LEARNING MENU LITERACY

GRADE 1

★ = EVERYDAY ITEMS

\*\* Reminder Use CLEVER to get to login to SeeSaw. See notes below.

1 ★

Read Aloud: Choose a book and read it to yourself, a family member, a pet, or stuffed animal.



2 ★

Listen to a Story: Hear a story read by your teacher, family member, or librarian.



3

Phonics Practice: See your teacher for specific lessons



4

Phonics Practice: See your teacher for specific lessons



5

IXL Language Arts: Complete 2 categories from the recommendations.

[How to Access IXL Recommendations](#)



6

Kids A-Z/Raz Kids:

- Choose a story
- Listen to it
- Read it to yourself and make a recording
- Answer the questions after you read



7

Word Work: Choose 10 sight words and choose a sight word activity.

1. Rainbow Writing
- or-
2. Write 3x each
- or-
3. Write a sentence using each of your 10 sight words



8

Writing prompt: Take a picture of a living thing in your house. Label the details in the picture. In 3-5 sentences, write about the picture. Make sure to use capital letters to start your sentences and punctuation to end your sentences

[Ways to Describe](#)



9

Writing prompt: Make yourself something to eat with permission from your family. Take a picture or draw what you made. Write your steps on how you made it using transitional words in sentences. Describe how it tasted. ["How To" Sequence](#)



WE ♥ &  
MISS  
YOU!

**\*\* Reminder:**

Update Seesaw!

[bit.ly/rsu57updateapps](https://bit.ly/rsu57updateapps)

Please log in to Seesaw using "Clever". This helps your child to view videos seamlessly! For more info:

[safeYouTube.net/w/I8o6](https://safeYouTube.net/w/I8o6)

Check our website daily for additional remote learning supports: [bit.ly/rsu57remote](https://bit.ly/rsu57remote)

April 27th - May 1



1

# LEARNING MENU SPECIALS

GRADE 1

April 27th - May 1

1

PE - Flip A Coin Workout:  
[Student copy of Flip a Coin Workout](#)



2

PE - W.O.W (Workout of the Week): Wednesdays with Mrs. Person at 11:00:  
[rsu57.zoom.us/j/298414629](https://rsu57.zoom.us/j/298414629)



3

PE - Head's, Shoulder's, Knees and Toes Challenge, click this link to try it: [Heads Shoulders Challenge.mp4](#)



4

Art - My Dream House:  
[1st Grade Learning Boards Week of April 21, 28](#)



5

Art - Kandinsky Abstract Art  
[1st Grade Learning Boards Week of April 21, 28](#)



6

Art - Thiebaud Cakes:  
[1st Grade Learning Boards Week of April 21, 28](#)



7

Music: Make a pattern with the [Oscillator](#). Can you make your voice sound like that? Make sure you use a gentle, high, light voice. Try patterns with all of the different robots. Which one is your favorite?  
[musiclab.chromeexperiments.com/Oscillators/](https://musiclab.chromeexperiments.com/Oscillators/)



8

Music - Steady Beat: Listen to a song, and march to the steady beat! Where else can you put the steady beat on your body? What song did you listen to?



9

Music - Sound Walk: Take a walk, and notice what sounds you hear. You can write them out as a list, or draw a picture of the sounds you hear.  
[Sound Walk Directions and Extension](#)



10

Library: Choose a favorite story and create puppet characters (using spoons, popsicle sticks, socks, etc..) then act out a puppet show of the story. Make it digital: Record yourself acting out part of the story with your puppets and share with your librarian.



11

SEL - [The Invisible String](#): finding connection, even when we can not be together.  
[safeYouTube.net/w/MJY7](https://safeYouTube.net/w/MJY7)



12

SEL - [Feelings Scavenger Hunt](#)



Check our website daily for additional remote learning supports: [bit.ly/rsu57remote](https://bit.ly/rsu57remote)



1