



Superintendent's FY2019 Recommended Budget



Dr. Salah E. Khelfaoui
Superintendent of Schools

Jeannine M. Durkin
*Deputy Superintendent
Student Support Services*

Gary N. Frisch
Assistant Superintendent
Finance/School Business Manager

Robin A. Desmond
Assistant Superintendent
Curriculum, Instruction & Assessment

James P. Hall
Legal Counsel



Lowell School Committee

2018-2019



William J. Samaras
Mayor and Chairperson

Jacqueline A. Doherty
Vice Chairperson

Andre P. Descoteaux
Robert J. Hoey Jr.
Dominik Hok Lay
Constance A. Martin
Gerard J. Nutter



Strategic Mission and Vision
Inspiring and Empowering Education

Lowell Public Schools will provide an inspiring and empowering education through the five pillars to support and drive its vision.

Pillar 1: Excellent Teaching and Learning, Everywhere

Pillar 2: Students Learn Through Respectful and Joyful School Experiences

Pillar 3: Students Learn From a Highly Qualified, Skilled and Diverse Workforce

Pillar 4: Every Educator Engages Parents, the Community and Partners

Pillar 5: All Schools are Safe and have Adequate Resources and Equitable Facilities



Table of Contents

<u>Tab</u>	<u>Pages</u>
Budget Cover Memo and Introduction	6
Budget Narrative	7
District-wide Budget	13
<u>Staff Salary Book</u>	
School Committee	42
Superintendent	43
Administration & Operations	44
Technology	45
Secretarial	46
Counsel	47
Academic Chair	48
Coordinators	49
Head of School	50
Principal	51
Assistant Principal	52
Alternative Coordinator	53
School Secretarial	54
Bursar	56
Preschool Teacher	57
Elementary Teacher	58
ELL Teacher	67
Middle School Teachers	69
Mathematics Teacher	73
Science Teacher	76
Social Studies Teacher	78
English Teacher	80
Foreign Language Teacher	84
Business Teacher	85
Suspension in House	86
Native Language Teacher	87
Paraprofessional	88



FY2019 Superintendent's Budget

Art Teacher	95
Music Teacher	97
Dance Teacher	99
Drama Teacher	100
Physical Ed Teacher	101
Technology Ed Teacher	103
Instructional Specialists	104
Literacy Specialists	105
ITS Teacher	106
Coordinator ELL	107
Parent Liaison	108
ROTC	109
Culinary Arts Teacher	110
Special Education Teacher	111
Hearing Impaired Teacher	119
Vision Impaired Teacher	120
ABE Teacher	121
Occ/Physical Therapist	122
Speech/Language Teacher	123
Interpreter	124
SPED Nurse	125
Behavioral Specialist	126
Evaluation Team Chair	127
Special Education Paraprofessional	128
ABE Paraprofessional	136
Director Adult Education	137
Library Media Specialist	138
Library Aide	139
TV Studio Teacher	140
Teacher Academy Facilitator	141
Guidance Services	142
Caseworker	143
Scheduler Clerk LHS	144
Social Worker	145
Psychologist	147
Family Resource Center Coordinator	148
District Support Specialist	149
Early Childhood Staff	150
Attendance Officer	151
Attendance Monitor	152
Director of Athletics	153
Facility Director	154
Custodian	155
Security Guard	159



School Profile		160
Capital Projects		187
Grants		188
Appendix A	Spending Per Pupil Comparisons	195
Appendix B	Revolving Funds	199





April 26, 2018

Honorable Members of the Lowell School Committee:

The Superintendent's recommended budget adjustments have been incorporated in the "district-wide budget" pages that follow. The School Committee reviews and approves the bottom line budget of each page/section. To assist in the review of the budget document, a separate column has been added that shows the increase or decrease in Full Time Equivalents (FTE) from FY2018 to FY2019. Also included is Exhibit 1, which provides the changes in staff from FY2018 to FY2019. Additionally, the FY2019 Budget includes grant-funded positions.

Once the School Committee approves the budget any staffing changes will be subject to additional negotiations with the respective labor representatives as needed.

Thank you to the Principals, staff and Central Office Administration for their participation in this year's budget process.

Sincerely,

A handwritten signature in black ink, appearing to read "Salah Khelfaoui".

Salah Khelfaoui, Ph.D.

A handwritten signature in black ink, appearing to read "Gary Frisch".

Gary Frisch, CPA



General Fund Operating Budget Overview

The Lowell Public Schools general fund budget, or “local budget” as it is more commonly referred to, provides baseline funding for Pre-K through grade 12 educational programming. The general fund budget also provides funding for the Frederick Abisi Adult Education Program. While there are certain mandates and minimum spending requirements directing how the funds may be used, for the most part, the general fund operating budget is unrestricted and is used to support the goals and initiatives valued by the Lowell Public School District.

The Commonwealth's school finance statute, Chapter 70 of the General Laws, establishes an annual "net school spending" requirement for each Massachusetts school district. Net school spending includes the school department's general fund expenditures as well as municipal indirect spending for schools, however, excludes capital expenditures, student transportation, grants and revolving funds. Required net school spending is the annual minimum funding amount that must be spent on schools, including any carryover from previous years.

To determine net school spending for the upcoming school year, the Commonwealth utilizes school department enrollment data as of October 1st of the current school year (i.e. the October 1, 2017 student headcount is the basis for determining the 2018/19 foundation budget and net school spending requirement). The enrollment data is termed “foundation enrollment” and is utilized to calculate the District's “foundation budget.” The foundation budget is the state's estimate of the minimum amount needed to provide an adequate education program in the school district.

The Commonwealth uses a complex formula to calculate an adequate funding level, which is based on many factors including each district's grade level configuration, programs and demographics. Taking into consideration a community's wealth, the formula calculates each community's “required local contribution” toward Pre-K through grade 12.

Chapter 70 Aid

Determined in three steps:

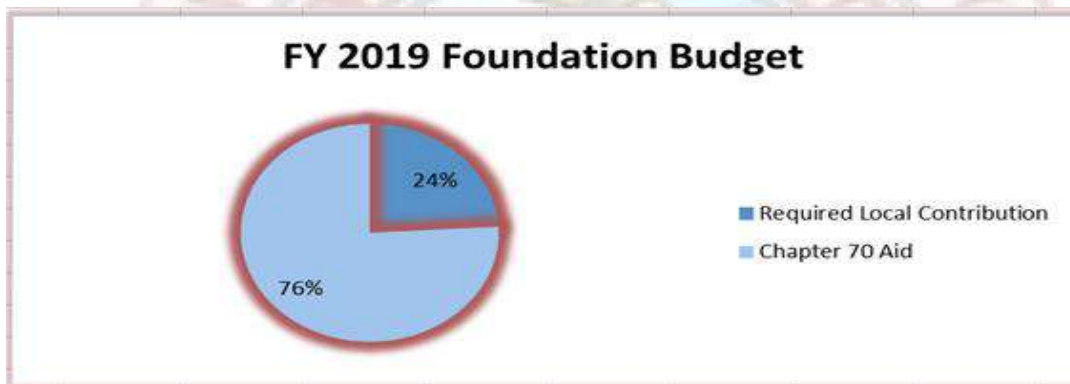
1. It defines and calculates a foundation budget, an adequate funding level for each district, given the specific grades, programs, and demographic characteristics of its students.
2. It then determines an equitable local contribution, how much of that “foundation budget” should be paid for by each city and town's property tax, based upon the relative wealth of the community.
3. The remainder is funded by Chapter 70 state aid.



Local Contribution + State Aid = a district's Net School Spending (NSS) requirement. This is the minimum amount that a district must spend to comply with state law.

Below is Lowell's preliminary net school spending requirement for FY2019. Final numbers are determined upon approval of the state budget.

	<u>FY 2017</u>	<u>FY 2018</u>	<u>FY 2019</u>	<u>% Increase</u>
Foundation Enrollment	15,616	16,025	16,168	.89%
Foundation Budget	\$183,238,362	\$189,897,177	\$196,654,914	3.56%
Required Local Contribution	\$44,649,981	\$45,829,544	\$47,390,803	3.41%
Chapter 70	\$138,588,381	\$144,067,633	\$149,786,272	3.97%
Required Net School Spending	\$183,238,362	\$189,897,177	\$197,177,075	3.83%
Actual Net School Spending	\$191,320,879	\$196,421,339	TBD	
Dollars Over Requirement	\$8,082,517	\$6,524,162	TBD	



The required local contribution is composed of two parts: 1) cash and 2) in-kind costs paid by the City on behalf of the Lowell Public Schools. The Lowell Public Schools pays the transportation costs that are not part of the Net School Requirement. Transportation costs are a separate responsibility of the City. Therefore, these costs will reduce the cash contribution from the City (see the chart below).

	<u>FY 2017</u>	<u>FY 2018</u>	<u>FY 2019</u>	<u>Variance</u>
Total Contributed Cash	\$19,856,851	\$18,255,691	\$15,736,053	-\$2,519,638
Transportation Costs	\$7,515,079	\$8,994,750	\$9,600,541	\$605,791
Adult Education Costs	\$498,174	\$474,348	\$486,274	\$11,926
Net Cash City Contribution	\$11,843,598	\$8,786,593	\$5,649,238	-\$3,137,355
Indirect City Contribution	\$41,320,040	\$43,985,735	TBD	
Total City Contributions	\$53,163,638	\$52,772,328	TBD	

The figures above include both the "cash" contributions from the Commonwealth of Massachusetts in the form of Chapter 70 Aid, as well as "cash" and "service" from the City.



FY2019 Local Operating Budget Overview

In calculating the total operating budget, Chapter 70 funding and the total local cash are added together.

	<u>FY 2017</u>	<u>FY 2018</u>	<u>FY 2019</u>	<u>Variance</u>	<u>% Increase</u>
Chapter 70	\$138,238,362	\$144,067,633	\$149,786,272	\$5,718,639	3.97%
Transportation Costs	\$7,515,079	\$8,994,750	\$9,600,541	\$605,791	6.73%
Adult Education Costs	\$498,174	\$474,348	\$486,274	\$11,926	2.51%
Net Cash City Contribution	\$11,843,598	\$8,786,593	\$5,649,238	-\$3,137,355	-35.71%
Total Operating Budget (GF)	\$158,445,232	\$162,323,324	\$165,522,325	\$3,199,001	1.97%

In preparing the FY 2019 General Fund Operating Budget along with budgeting for Revolving and Grant Positions, the following actions/assumptions have been incorporated:

- FY 2019 budget uses the FY 2018 budget as a base, maintaining programs and services offered during the FY 2018 school year.
- The budget reflects all known salary increases previously bargained and all known non-salary contractual increases.
- A net of 43 staffing positions have been reduced in order to operate within the state and local funding.
- Chapter 70 Aid uses the House Ways and Means Committee appropriation to the local districts.
- A new CSA Day School location is to be approved by the School Committee.
- As a result of the reconfiguration of the Cardinal program, the building will be converted into an Early Childhood Center to meet the growing demands of Pre-K education. Pre-K staff will be moved from the STEM Academy, Moody and the Greenhalge to the Early Childhood Center. The Early Childhood Department Personnel will also move to the Early Childhood Center.
- The Reilly and the Moody will add 5th grade while the Sullivan will become a 6th-8th grade middle school. The K-5 model at the elementary level is an option being explored as a pilot program.
- The existing Cardinal program will be reconfigured into two programs: a 5th and 6th grade program will be created at the Sullivan School and 7th and 8th grade students will be enrolled at the BRIDGE.



Budget Increases for FY 2019

1. The STEM Academy will increase staffing to accommodate projected District enrollment increases. Eight staff members have been included in the FY 2019 budget to accommodate the additional enrollment of a minimum of 100 students. The STEM Academy is projected to house 725 students. The additional staff includes:
 - (2) Grade 6 Classroom Teachers
 - (2) Grade 7 Classroom Teachers
 - (2) Allied Arts Teachers (reassigned from within the District)
 - (1) Special Education Teacher (reassigned from within the District)
 - (1) Assistant Principal
2. The Reilly and the Moody Schools will add 5th grade. The additional staff needed to accomplish this change includes:
 - (2) Elementary Teachers (1 reassigned from within the District)
 - (1) Adjustment Teacher
 - (1) Special Education Teacher (reassigned from within the District)
 - (1) Paraprofessional (reassigned from within the District)
3. Two new classrooms are to be added at a new CSA Day School Building. Additional staff is needed for the (2) new classrooms:
 - (2) CSA Special Education Teachers
 - (6) Paraprofessionals (reassigned from within the District)
4. Additional Special Education staff has been added to meet the needs throughout the District.
 - (2) Special Education Teachers at the Reilly and the Robinson
 - (3) Special Education Paraprofessionals at the Robinson (reassigned from within the District)
5. Additional staff has been added to the BRIDGE to accommodate the 7th and 8th grade students from the Cardinal program.
 - (1) Social Worker (reassigned from within the District)
 - (1) Science Teacher (reassigned within the District)
6. Additional Pre-K teacher (The grant funding has been eliminated.)
7. The existing Cardinal program will be reconfigured into a 5th and 6th grade program at the Sullivan School.
 - (1) Assistant Principal/Program Administrator
 - (2) Teachers (reassigned from within the District)



Budget Decreases for FY 2019

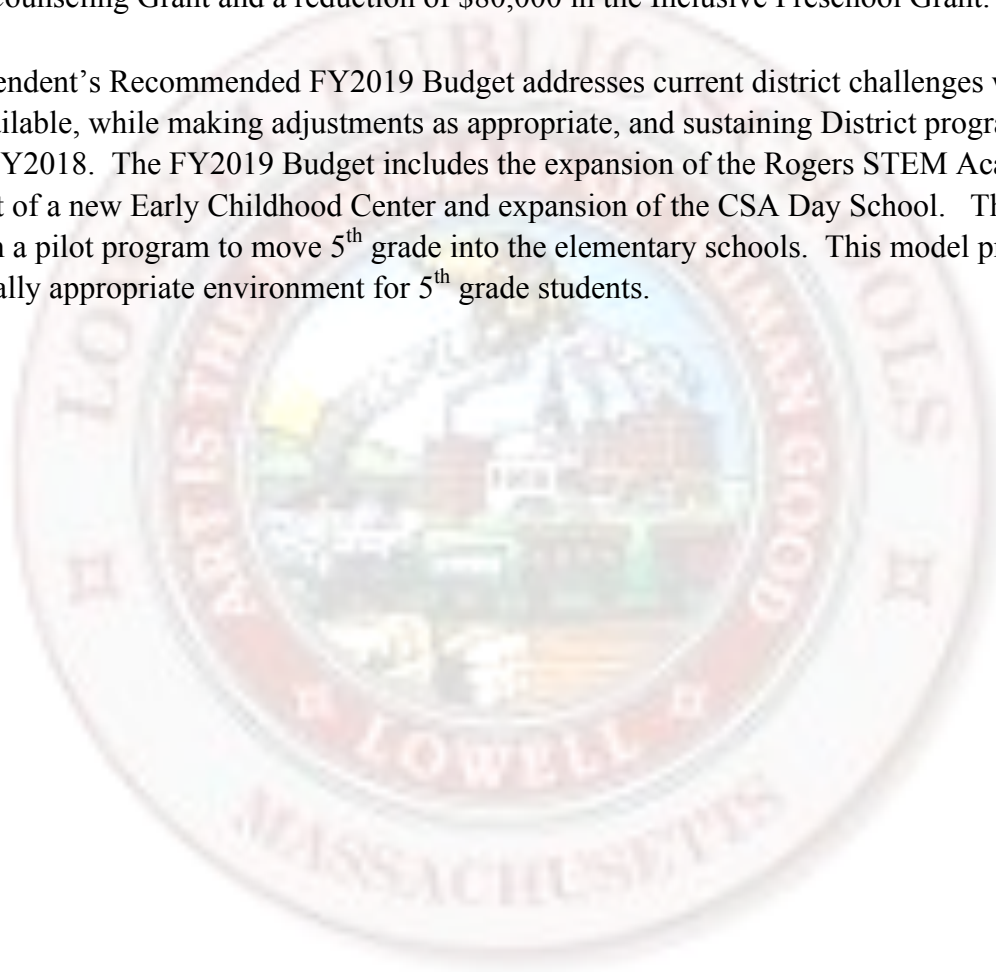
1. Reduction of (4) Clerk positions at LHS
2. Reduction of (1) Foreign Language Teacher at LHS due to low enrollment
3. Reduction of (4) teachers at LHS due to low enrollment
4. Reduction of (2) Academic Chairs at LHS (The Academic Chairs of Math, Science, English and Social Studies will be combined into STEM and Humanities Division Chairs.)
5. Reduction of Director of Curriculum at LHS (The duties will be picked up by the Head of School and Central Office.)
6. Reduction of (1) Guidance positions at LHS – College and Career Center
7. Reduction of (1) Instructional Specialist position at LHS (The Title 1 grant has been reduced by 1 million. This position is currently on the Title 1 grant.)
8. The Budget includes a reduction of (8) teacher positions at the Sullivan School, they include (6) middle school teachers, (1) Allied Arts position and (1) Special Education Teacher. (All teaching positions are likely to be rehired due to attrition and openings at the STEM Academy as a result of expansion.)
9. Reduction of the Transportation Manager (The responsibilities of this position will be combined with the currently vacant Assistant Business Manager position.)
10. Reduction of the Student Database Administrator (This position will combine the Enterprise Systems Engineer and the Student Database Administrator into a new Database and Systems Administrator.)
11. Reduction of a District Social Worker (This is a result of the Title I budget decrease.)
12. Reduction of (4) Reading Teachers (Currently, only 3 schools have Reading Teacher positions. 20 schools provide reading instruction through the use of additional reading tutors.)
13. Reduction of 18 Library Aide positions (The District continues to move in the direction of providing leveled classroom libraries.)
14. Reduction of the Title 1 Director position (The responsibilities of this position will be reassigned to non-affiliated administrators.)
15. Reduction of Cardinal staff (The Principal and (3) teachers will be reduced due to the reconfiguration.)



16. Reduction of (2) part time computer repair technicians (A full time Assistant Network Manager will be hired in place of the computer repair technicians.)
17. Reduction of 7 Paraprofessionals (These paraprofessional positions were created to meet specific student needs outlined in Individual Educational or 504 plans that have since changed.)

The Lowell Public Schools will be submitting applications for federal, state and private grants for FY2019. It is anticipated that there will be a \$1 million reduction in the Title 1 Grant, \$168,000 reduction in the Elementary Counseling Grant and a reduction of \$80,000 in the Inclusive Preschool Grant.

The Superintendent's Recommended FY2019 Budget addresses current district challenges with the resources available, while making adjustments as appropriate, and sustaining District programs and services provided in FY2018. The FY2019 Budget includes the expansion of the Rogers STEM Academy, the establishment of a new Early Childhood Center and expansion of the CSA Day School. The District is also embarking on a pilot program to move 5th grade into the elementary schools. This model provides a more developmentally appropriate environment for 5th grade students.



FY2019 BUDGET SUMMARY

Chapter 70 State Aid: **\$149,786,272**

City of Lowell Cash Contribution Transportation \$9,600,541

City of Lowell Cash Contribution Adult Education \$486,274

City of Lowell Cash Contribution Operations \$5,649,238

Total City Cash Contribution **\$15,736,053**

Revenue - FY2019 Local Budget: **\$165,522,325**

Personnel **\$142,875,241**

Non-Personnel **\$22,647,084**

Expense - FY2019 Local Budget: **\$165,522,325**

Surplus/Deficit **\$0**

Approved _____

	A	R	S	T	U	V	W	X	Z	AA	AB	AC	AD	AE	AF
1	Lowell Public Schools Presentation Budget 2018-19														
2															
3															
4															
5															
6															
		FY 2017 Initially Approved Budget (GF)	FY 2017 Actual (GF)	FY 2018 Initially Approved Budget (GF)	FY 2018 Expected (GF)	FY18 FTE	FY 2019 General Fund Level Service	FY 2019 General Fund Including Changes	Revolving Funds/Grant Funds	FY 2019 Total Budget Level	FY 2019 Total Proposed Budget	Variance (Columns AB- AA)	FY19 FTE	FTE DIFF	Notes
7	GF = General Fund														
8	1100: School Committee														
9	Personnel														
10															
11	School Committee Member Stipends	\$36,000	\$36,137	\$54,000	\$54,000		\$72,000	\$72,000	\$0	\$72,000	\$72,000	\$0			a
12	School Committee Secretary	\$10,500	\$20,161	\$19,000	\$20,000		\$20,000	\$20,000	\$0	\$20,000	\$20,000	\$0			
13															
14	Total Personnel:	\$46,500	\$56,298	\$73,000	\$73,000		\$92,000	\$92,000	\$0	\$92,000	\$92,000	\$0			
15															
16															
17	Expenses	\$6,624	\$6,474	\$5,340	\$5,340		\$5,340	\$5,340	\$0	\$5,340	\$5,340	\$0			
18	Memberships	\$3,000	\$2,450	\$2,450	\$2,450		\$2,450	\$2,450	\$0	\$2,450	\$2,450	\$0			
19	Subscriptions	\$4,000	\$3,480	\$3,500	\$3,480		\$3,500	\$3,500	\$0	\$3,500	\$3,500	\$0			
20	Supplies	\$3,000	\$1,213	\$0	\$0		\$0	\$0	\$0	\$0	\$0	\$0			
21															
22	Total Non-Personnel:	\$16,624	\$13,617	\$11,290	\$11,270		\$11,290	\$11,290	\$0	\$11,290	\$11,290	\$0			
23	Notes:														
24	a: School Committee compensation has increased from \$6,000 to \$12,000 as of January 1, 2018.														
25															
26															
27	TOTAL:	\$63,124	\$69,915	\$84,290	\$84,270		\$103,290	\$103,290	\$0	\$103,290	\$103,290	\$0			

Approved: _____

	A	R	S	T	U	V	W	X	Z	AA	AB	AC	AD	AE	AF
1	Lowell Public Schools Presentation Budget 2018-19														
2															
3															
4															
5															
6															
		FY 2017 Initially Approved Budget (GF)	FY 2017 Actual (GF)	FY 2018 Initially Approved Budget (GF)	FY 2018 Expected (GF)	FY18 FTE	FY 2019 General Fund Level Service	FY 2019 General Fund Including Changes	Revolving Funds/Grant Funds	FY 2019 Total Budget Level	FY 2019 Total Proposed Budget	Variance (Columns AB- AA)	FY19 FTE	FTE DIFF	Notes
7	GF = General Fund														
28	1200: Superintendent														
29	Personnel														
30															
31	Superintendent of Schools	\$185,000	\$186,019	\$194,366	\$194,366	1	\$199,225	\$199,225	\$0	\$199,225	\$199,225	\$0	1	0	
32	Asst. Supt. of Curriculum & Instruction	\$139,584	\$123,190	\$150,000	\$150,000	1	\$154,500	\$154,500	\$0	\$154,500	\$154,500	\$0	1	0	a
34	Deputy Supt. of Student Support Services	\$130,244	\$145,414	\$152,500	\$152,500	1	\$157,075	\$157,075	\$0	\$157,075	\$157,075	\$0	1	0	
35	Asst. Supt. For Finance/SBA	\$145,000	\$136,922	\$150,000	\$150,000	1	\$146,775	\$146,775	\$7,725	\$154,500	\$154,500	\$0	1	0	b
36	Deputy Supt. Differential	\$5,000	\$0	\$0	\$0	0	\$0	\$0	\$0	\$0	\$0	\$0	0	0	
37	Director of HR	\$95,476	\$90,660	\$95,476	\$58,000	1	\$87,476	\$87,476	\$8,000	\$95,476	\$95,476	\$0	1	0	c
38	Food Service Offset			-\$29,552	-\$29,552										
39															
40	Total Personnel:	\$700,304	\$682,204	\$712,790	\$675,314	5	\$745,051	\$745,051	\$15,725	\$760,776	\$760,776	\$0	5	0	
41															
42															
43															
44	Advertising	\$20,000	\$14,224	\$15,000	\$15,000		\$15,000	\$15,000	\$0	\$15,000	\$15,000	\$0			
45	Contracted Services (District-Wide)	\$35,000	\$28,946	\$23,000	\$23,000		\$23,000	\$23,000	\$0	\$23,000	\$23,000	\$0			
46	Expenses	\$5,000	\$7,726	\$9,500	\$9,500		\$9,500	\$9,500	\$0	\$9,500	\$9,500	\$0			
47	Memberships	\$10,500	\$9,988	\$10,500	\$10,500		\$10,500	\$10,500	\$0	\$10,500	\$10,500	\$0			
48	In-State Travel (District-Wide)	\$31,000	\$41,634	\$31,000	\$31,000		\$31,000	\$31,000	\$0	\$31,000	\$31,000	\$0			
49	Supplies	\$12,500	\$13,174	\$13,500	\$13,500		\$13,500	\$3,500	\$0	\$13,500	\$3,500	-\$10,000			
50															
51	Total Non-Personnel:	\$114,000	\$115,692	\$102,500	\$102,500		\$102,500	\$92,500	\$0	\$102,500	\$92,500	-\$10,000			
52	Notes:														
53															
54															
55															
56															
57															
58															
59	TOTAL:	\$814,304	\$797,896	\$815,290	\$815,290	5	\$847,551	\$837,551	\$15,725	\$863,276	\$853,276	-\$10,000	5	0	

Approved: _____

	A	R	S	T	U	V	W	X	Z	AA	AB	AC	AD	AE	AF
1	Lowell Public Schools Presentation Budget 2018-19														
2															
3															
4															
5															
6															
		FY 2017 Initially Approved Budget (GF)	FY 2017 Actual (GF)	FY 2018 Initially Approved Budget (GF)	FY 2018 Expected (GF)	FY18 FTE	FY 2019 General Fund Level Service	FY 2019 General Fund Including Changes	Revolving Funds/Grant Funds	FY 2019 Total Budget Level	FY 2019 Total Proposed Budget	Variance (Columns AB AA)	FY19 FTE	FTE DIFF	Notes
7	GF = General Fund														
60	1400: Finance and Administrative Services														
61	Personnel														
62															
63	Assistant Business Manager	\$90,000	\$45,556	\$95,476	\$45,000	1	\$95,000	\$95,000	\$4,500	\$99,500	\$99,500	\$0	1	0	a
64	Assistant HR Director		\$0	\$0	\$0	1	\$0	\$83,240	\$0	\$0	\$83,240	\$83,240	1	0	b
65	Internal Auditor		\$0	\$29,968	\$29,968	1	\$31,182	\$31,182	\$31,182	\$62,364	\$62,364	\$0	1	0	c
66	Grants Manager		\$0	\$0	\$0	1	\$0	\$0	\$71,407	\$71,407	\$71,407	\$0	1	0	d
67	Mail Courier	\$23,318	\$32,023	\$32,000	\$34,000	1	\$36,385	\$36,385	\$0	\$36,385	\$36,385	\$0	1	0	
68	Clerical Staff - Central Administration	\$1,128,229	\$1,215,115	\$1,163,048	\$1,163,048	29	\$1,134,045	\$1,227,237	\$220,010	\$1,354,055	\$1,447,247	\$93,192	29	0	e
69	Clerical Substitutes & Overtime	\$15,000	\$24,555	\$22,000	\$30,000	0	\$30,000	\$30,000	\$0	\$30,000	\$30,000	\$0	0	0	
70	Substitute Teacher Calling	\$15,000	\$15,495	\$15,000	\$15,000	0	\$15,000	\$15,000	\$0	\$15,000	\$15,000	\$0	0	0	
71	Counsel for Collective Bargaining	\$50,000	\$50,007	\$50,000	\$75,000	1	\$91,809	\$91,809	\$0	\$91,809	\$91,809	\$0	1	0	f
72	Staff Counsel for Student Services	\$104,638	\$105,035	\$104,638	\$105,684	2	\$108,876	\$108,876	\$108,876	\$217,752	\$217,752	\$0	2	0	g
73	Manager of ICTS	\$103,599	\$118,375	\$90,000	\$90,000	1	\$91,809	\$91,809	\$0	\$91,809	\$91,809	\$0	1	0	h
74	Enterprise Systems Engineer		\$0	\$85,000	\$85,850	1	\$88,443	\$0	\$0	\$88,443	\$0	-\$88,443	0	-1	i
75	Database and Systems Administrator					0	\$0	\$88,443	\$0	\$0	\$88,443	\$88,443	1	1	
76	Computer Network Manager - K-12	\$77,848	\$84,201	\$0	\$0	0	\$0	\$0	\$0	\$0	\$0	\$0	0	0	j
77	Network Manager	\$67,469	\$68,053	\$77,848	\$77,848	1	\$79,413	\$79,413	\$0	\$79,413	\$79,413	\$0	1	0	
78	Assistant Network Manager		\$0	\$67,469	\$0	0	\$0	\$67,469	\$0	\$0	\$67,469	\$67,469	1	1	k
79	Helpdesk Manager	\$46,704	\$53,164	\$55,000	\$55,000	1	\$56,105	\$56,105	\$0	\$56,105	\$56,105	\$0	1	0	
80	District Webmaster	\$59,979	\$60,209	\$67,469	\$67,469	1	\$68,825	\$68,825	\$0	\$68,825	\$68,825	\$0	1	0	
81	Media Technology Support Liaisons - K-12	\$175,937	\$99,648	\$0	\$0	0	\$0	\$0	\$0	\$0	\$0	\$0	0	0	l
82	Media Technology Support Liaisons		\$0	\$186,831	\$186,831	3	\$166,858	\$166,858	\$25,000	\$191,858	\$191,858	\$0	3	0	
83	Computer Repair Technician - K-8		\$60,829		\$0	0	\$0	\$0	\$0	\$0	\$0	\$0	0	0	
84	Computer Repair Technician - LHS	\$89,219	\$88,204		\$0	0	\$0	\$0	\$0	\$0	\$0	\$0	0	0	
85	Computer Repair Technician - LHS		\$0	\$62,176	\$62,798	1	\$64,695	\$64,695	\$0	\$64,695	\$64,695	\$0	1	0	
86	PT Computer Repair Technician - LHS		\$0	\$27,043	\$27,043	0.5	\$27,043	\$0	\$0	\$27,043	\$0	-\$27,043	0	-0.5	
87	Part-Time Computer Repair Tech (8)	\$124,740	\$68,507	\$90,000	\$60,000	1.5	\$90,000	\$50,000	\$0	\$90,000	\$50,000	-\$40,000	1	-0.5	
88	School Website Content Manager Stipends LHS	\$2,500	\$2,500	\$2,500	\$2,500	0	\$2,500	\$2,500	\$0	\$2,500	\$2,500	\$0	0	0	
91	Overtime		\$4,687	\$0	\$0	0	\$0		\$0	\$0	\$0	\$0	0	0	
92	Student Database Administrator - K-12	\$77,848	\$78,148	\$77,848	\$77,848	1	\$81,002	\$0	\$0	\$81,002	\$0	-\$81,002	0	-1	i
93	Data Analyst's		\$0		\$0	2	\$0	\$46,822	\$46,822	\$46,822	\$93,644	\$46,822	2	0	m
94	Scheduler - LHS	\$78,626	\$78,929	\$78,626	\$79,412	1	\$81,811	\$81,811	\$0	\$81,811	\$81,811	\$0	1	0	
95	Food Service Offset	-\$394,699	\$0	-\$190,273	-\$190,273		\$0	\$0	\$0	\$0	\$0	\$0		0	
96															
97	Total Personnel:	\$1,935,955	\$2,353,239	\$2,289,667	\$2,180,026	52	\$2,440,801	\$2,583,479	\$507,797	\$2,948,598	\$3,091,276	\$142,678	51	-1.0	
98	Notes:														
99	a: The Assistant Businer Manager position was vacated in October of 2017. The position was not replaced initially to reduce costs in 2017-18. In 2018-19 a portion of the salary is paid by the food service account.														
100	The Assistant Business Manager position will be combined with the position of the transportation manager to save approximately \$60,000. The Food Service Account will fund \$4,500.														
101	In 2016-17 the year-to-date salary expense was lower, because the position began in October of 2016 and was partially offset by the food service account.														
102	b: The Assistant Director of HR was paid from the Title 1 Grant this year. In 2018-19 the District will fund the position from the general fund. The Title 1 grant has been cut by \$1 million.														
103	c: The Internal Auditor position is funded 50% from the general fund and 50% from grants.														

Approved: _____

	A	R	S	T	U	V	W	X	Z	AA	AB	AC	AD	AE	AF
1	Lowell Public Schools Presentation Budget 2018-19														
2															
3															
4															
5															
6															
7	GF = General Fund	FY 2017 Initially Approved Budget (GF)	FY 2017 Actual (GF)	FY 2018 Initially Approved Budget (GF)	FY 2018 Expected (GF)	FY18 FTE	FY 2019 General Fund Level Service	FY 2019 General Fund Including Changes	Revolving Funds/Grant Funds	FY 2019 Total Budget Level	FY 2019 Total Proposed Budget	Variance (Columns AB- AA)	FY19 FTE	FTE DIFF	Note s
104	d: The Grants Manager is paid from grant accounts. This budget year grant budgets are included under the column Grants Funds														
105	e: Central Administration Clerical Staff decreased in 2017-18, because 3 secretarial positions were reduced from retirements in 2016-17. \$25,000 in 2018-19 will be funded by Food Service Account.														
106	f: The Legal Counsel position expanded duties mid-year in 2017-18 to include general counsel duties as well as labor issues (salary increased from \$50,000 to \$90,000).														
107	g: Half of the Student Support Counsel's salary is paid through a Special Education Grant.														
108	h: The Director of Technology ICTS resigned July 2016; his position was replaced with a Manager of ICTS.														
109	i: The District is combining the Enterprise Engineer and Student Database Administrator into one job position named Database and Systems Administrator.														
110	j: The Computer Network Manager changed to the Network Manager position in 2017-18.														
111	k: The Assistant Network Manager earned \$65,000 in 2015-16, but was offset by the Food Service Account. In 2017-18, the position was not refilled due to budget concerns.														
112	l: There were three Media Technology Support Liasons positions (MTSL) budgeted at \$175,938 in 2016-17, however, two MTSL have resigned and were not replaced in 2016-17.														
113	m. Data Analysts are paid from a grant.														
114	Non-Personnel														
115															
116															
117	Photocopier Maintenance/Service	\$185,000	\$45,506	\$50,000	\$25,000		\$50,000	\$25,000	\$0	\$50,000	\$25,000	-\$25,000			a
118	Photocopier Purchase	\$95,000	\$167,599	\$70,000	\$87,000		\$70,000	\$52,000	\$0	\$70,000	\$52,000	-\$18,000			
119	Postage	\$50,000	\$47,859	\$50,000	\$50,000		\$50,000	\$50,000	\$0	\$50,000	\$50,000	\$0			
120	Printing & Binding	\$50,000	\$31,974	\$40,000	\$15,000		\$40,000	\$15,000	\$0	\$40,000	\$15,000	-\$25,000			
121	Contracted Services - Financial Audit	\$45,000	\$21,900	\$35,000	\$35,000		\$35,000	\$35,000	\$0	\$35,000	\$35,000	\$0			
122	Contracted Services - Legal	\$10,000	\$3,083	\$70,000	\$15,000		\$70,000	\$5,000	\$0	\$70,000	\$5,000	-\$65,000			b
123	Contracted Services - HR	\$0	\$0	\$0	\$0		\$0	\$35,000	\$0	\$0	\$35,000	\$35,000			c
124	Computer Contracted Services - Admin.	\$150,000	\$123,822	\$28,000	\$28,000		\$28,000	\$28,000	\$0	\$28,000	\$28,000	\$0			
125	Computer Hardware - Admin.	\$50,000	\$41,376	\$51,000	\$51,000		\$51,000	\$51,000	\$0	\$51,000	\$51,000	\$0			
126	Computer Software - Admin.	\$204,400	\$202,588	\$204,000	\$324,302		\$204,000	\$204,000	\$0	\$204,000	\$204,000	\$0			
127	Data Processing Forms/Supplies	\$15,000	\$11,581	\$15,000	\$17,000		\$15,000	\$15,000	\$0	\$15,000	\$15,000	\$0			
128	Internet Service Provider	\$125,000	\$59,212	\$125,000	\$125,000		\$125,000	\$125,000	\$0	\$125,000	\$125,000	\$0			d
129	Recruitment Expenses/Advertising	\$30,000	\$18,877	\$30,000	\$30,000		\$30,000	\$30,000	\$0	\$30,000	\$30,000	\$0			
130	Program & Analytical Services	\$75,000	\$24,000	\$75,000	\$30,000		\$75,000	\$30,000	\$0	\$75,000	\$30,000	-\$45,000			
131									\$0	\$0	\$0	\$0			
132	Total Non-Personnel:	\$1,084,400	\$799,377	\$843,000	\$832,302		\$843,000	\$700,000	\$0	\$843,000	\$700,000	-\$143,000			
133	Notes:														
134	a: The District is phasing out the Cannon copiers and replacing them with Ricoh machines with less warranty expenses.														
135	b: Legal fees are estimated to be less in 2018-19.														
136	c: The Superintendent requested a systems audit in the fall of 2018 to improve efficiency in the HR and Payroll offices.														
137	d: During the last two years the costs for internet service has decreased. Excess budget had been transferred annually for other budget needs during the annual closing process.														
138															
139	TOTAL:	\$3,020,355	\$3,152,616	\$3,132,667	\$3,012,328	52	\$3,283,801	\$3,283,479	\$ 507,797	\$ 3,791,598	\$ 3,791,276	-\$322	51	-1.0	

Approved: _____

	A	R	S	T	U	V	W	X	Z	AA	AB	AC	AD	AE	AF
1	Lowell Public Schools Presentation Budget 2018-19														
2															
3															
4															
5															
6															
7	GF = General Fund	FY 2017 Initially Approved Budget (GF)	FY 2017 Actual (GF)	FY 2018 Initially Approved Budget (GF)	FY 2018 Expected (GF)	FY18 FTE	FY 2019 General Fund Level Service	FY 2019 General Fund Including Changes	Revolving Funds/Grant Funds	FY 2019 Total Budget Level	FY 2019 Total Proposed Budget	Variance (Columns AB- AA)	FY19 FTE	FTE DIFF	Notes
140	2100: Department Heads / Supervisors Personnel														
141															
142															
143		Director of Curriculum & Instruction - LHS	\$110,523	\$110,860	\$110,523	\$111,628	1	\$114,999	\$0	\$0	\$114,999	\$0	-\$114,999	0	-1
144	Coordinator of Student Support Services - LHS	\$115,903	\$116,255	\$115,903	\$117,062	1	\$120,597	\$120,597	\$0	\$120,597	\$120,597	\$0	1	0	
145	Discipline & Operations Specialist - LHS	\$99,329	\$101,587	\$99,329	\$100,322	1	\$103,352	\$103,352	\$0	\$103,352	\$103,352	\$0	1	0	
146	Division Chair - Humanities	\$0	\$0	\$0	\$0	0	\$0	\$110,000	\$0	\$0	\$110,000	\$110,000	1	1	b
147	Division Chair - STEM	\$0	\$0	\$0	\$0	0	\$0	\$110,000	\$0	\$0	\$110,000	\$110,000	1	1	b
148	Academic Chair - English	\$109,294	\$109,295	\$109,294	\$110,387	1	\$113,721	\$0	\$0	\$113,721	\$0	-\$113,721	0	-1	
150	Academic Chair - Fine Arts - LHS	\$114,441	\$114,441	\$114,441	\$115,585	1	\$119,076	\$119,076	\$0	\$119,076	\$119,076	\$0	1	0	b
151	Academic Chair - Mathematics	\$102,766	\$102,767	\$102,766	\$103,794	1	\$106,928	\$0	\$0	\$106,928	\$0	-\$106,928	0	-1	b
152	Academic Chair - Physical Education - LHS	\$56,315	\$56,315	\$56,315	\$56,878	1	\$58,835	\$58,835	\$0	\$58,835	\$58,835	\$0	1	0	
153	Academic Chair - Science - LHS	\$109,294	\$109,295	\$109,294	\$110,387	1	\$113,721	\$0	\$0	\$113,721	\$0	-\$113,721	0	-1	b
154	Academic Chair - Social Studies - LHS	\$105,256	\$105,256	\$106,367	\$107,431	1	\$110,675	\$0	\$0	\$110,675	\$0	-\$110,675	0	-1	b
155	Academic Chair - Special Education - LHS	\$111,512	\$111,512	\$102,766	\$101,534	1	\$104,600	\$104,600	\$0	\$104,600	\$104,600	\$0	1	0	
156	Academic Chair -World Language - LHS	\$107,478	\$107,478	\$107,478	\$108,553	1	\$111,831	\$111,831	\$0	\$111,831	\$111,831	\$0	1	0	
157	Director of Special Education	\$123,504	\$124,785	\$123,504	\$124,739	1	\$131,084	\$131,084	\$0	\$131,084	\$131,084	\$0	1	0	
158	Assistant Director of Special Education	\$0	\$0	\$0	\$0	1	\$0	\$0	\$107,799	\$107,799	\$107,799	\$0	1	0	c
159	Coordinator of Mathematics	\$103,922	\$110,091	\$103,922	\$106,084	1	\$109,287	\$109,287	\$0	\$109,287	\$109,287	\$0	1	0	d
160	Coordinator of English Language Arts	\$99,209	\$99,510	\$99,209	\$100,201	1	\$103,227	\$103,227	\$0	\$103,227	\$103,227	\$0	1	0	
161	Coordinator of Science	\$106,144	\$106,467	\$106,144	\$107,205	1	\$110,443	\$110,443	\$0	\$110,443	\$110,443	\$0	1	0	
162	Coordinator of Special Programs		\$0	\$0	\$0	1	\$0	\$0	\$112,319	\$112,319	\$112,319	\$0	1	0	
163	Coordinator Research, Testing & Assessment	\$107,947	\$107,844	\$107,947	\$109,026	1	\$112,319	\$112,319	\$0	\$112,319	\$112,319	\$0	1	0	
164	Director of Accountability	\$0	\$0	\$0	\$123,486	1	\$0	\$1	\$127,227	\$127,227	\$127,228	\$1	1	0	
165															
166	Total Personnel:	\$1,682,837	\$1,693,758	\$1,675,202	\$1,690,818	19	\$1,744,695	\$1,404,651	\$347,345	\$2,092,040	\$1,751,997	-\$340,044	15	-3.0	
167	Notes:														
168	a: The position of Director of Curriculum & Instruction at the High School will be eliminated for 2018-19. The duties will be picked up by the Head of School and the Assistant Superintendent of Curriculum, Instruction & Assessment.														
169	b: Four Academic Chair positions will be combined into two Division Chair positions.														
170	c: In 2018-19, grant funded positions are included to reflect all of the positions in one document.														
171	d: In 2016-17, the actual budget contained a July payment for a 2nd Math Coordinator to finish out the end of the contract.														
172															
173	TOTAL:	\$1,682,837	\$1,693,758	\$1,675,202	\$1,690,818	19	\$1,744,695	\$1,404,651	\$347,345	\$2,092,040	\$1,751,997	-\$340,044	15	-3.0	

Approved: _____

	A	R	S	T	U	V	W	X	Z	AA	AB	AC	AD	AE	AF
1	Lowell Public Schools Presentation Budget 2018-19														
2															
3															
4															
5															
6															
		FY 2017 Initially Approved Budget (GF)	FY 2017 Actual (GF)	FY 2018 Initially Approved Budget (GF)	FY 2018 Expected (GF)	FY18 FTE	FY 2019 General Fund Level Service	FY 2019 General Fund Including Changes	Revolving Funds/Grant Funds	FY 2019 Total Budget Level	FY 2019 Total Proposed Budget	Variance (Columns AB- AA)	FY19 FTE	FTE DIFF	Notes
7	GF = General Fund														
174	2100: Principals Personnel														
175															
176															
177	Head of School	\$135,929	\$144,424	\$145,621	\$140,000	1	\$145,670	\$145,670	\$0	\$145,670	\$145,670	\$0	1	0	
178	House Deans - LHS	\$435,551	\$437,446	\$439,668	\$454,930	4	\$468,671	\$468,671	\$0	\$468,671	\$468,671	\$0	4	0	
179	Director of the Freshman Academy - LHS	\$107,936	\$107,935	\$107,936	\$109,014	1	\$112,308	\$112,308	\$0	\$112,308	\$112,308	\$0	1	0	
180	Student Services Specialist -Freshman Acad.	\$94,013	\$94,013	\$94,013	\$94,953	1	\$97,821	\$97,821	\$0	\$97,821	\$97,821	\$0	1	0	
181	Principals	\$2,413,315	\$2,501,266	\$2,494,872	\$2,558,464	21	\$2,651,645	\$2,651,645	\$0	\$2,651,645	\$2,651,645	\$0	21	0	
182	Assistant Principals	\$2,015,660	\$2,044,237	\$2,014,896	\$2,075,929	19	\$2,351,244	\$2,351,244	\$0	\$2,351,244	\$2,351,244	\$0	21	2	a
183	Alternative School Principal- Cardinal	\$99,883	\$99,884	\$99,883	\$120,745	1	\$0	\$0	\$0	\$0	\$0	\$0	0	-1	a
184	Alternative School Coordinator - Laura Lee	\$106,160	\$100,835	\$102,811	\$97,627	1	\$100,576	\$100,576	\$0	\$100,576	\$100,576	\$0	1	0	
185	Alternative School Principal - Career Academy	\$0	\$0	\$98,899	\$110,654	1	\$113,996	\$113,996	\$0	\$113,996	\$113,996	\$0	1	0	
186	Alternative School Coordinator - CSA Day School	\$98,899	\$98,899	\$90,637	\$108,922	1	\$112,283	\$112,283	\$0	\$112,283	\$112,283	\$0	1	0	
187	Alternative School Coordinator - Leblanc	\$0	\$0	\$0	\$0	1	\$0	\$0	\$106,257	\$106,257	\$106,257	\$0	1	0	b
188	Alternative School Principal - BRIDGE	\$90,637	\$90,637	\$90,637	\$113,769	1	\$117,205	\$117,205	\$0	\$117,205	\$117,205	\$0	1	0	
189	Social Worker - BRIDGE	\$75,641	\$75,641	\$75,641	\$84,000	1	\$87,597	\$87,597	\$0	\$87,597	\$87,597	\$0	1	0	
190	Community Schools Program Manager	\$0	\$0	\$0	\$0	1	\$0	\$0	\$83,240	\$83,240	\$83,240	\$0	1	0	c
191	Director of Alternative Education	\$109,572	\$127,173	\$0	\$0	0	\$0	\$0	\$0	\$0	\$0	\$0	0	0	
192	School Clerks	\$1,518,863	\$1,670,054	\$1,674,457	\$1,674,854	40	\$1,724,255	\$1,638,097	\$48,180	\$1,772,435	\$1,686,277	-\$86,158	38	-2	d
193	Bursar/Financial Specialist - LHS	\$46,348	\$46,526	\$46,348	\$46,348	1	\$48,225	\$48,225	\$0	\$48,225	\$48,225	\$0	1	0	
194	Principal Merit Increases	\$60,222	\$0	\$0	\$0		\$0	\$0	\$0	\$0	\$0	\$0			
195															
196	Total Personnel:	\$7,408,629	\$7,638,970	\$7,576,319	\$7,790,209	96	\$8,131,496	\$8,045,338	\$237,677	\$8,369,173	\$8,283,015	-\$86,158	95	-1	
197	Notes:														
198	a: Two new Assistant Principals will be added, 1 for the Rogers STEM Academy to account for the newly added classes and 1 for the Sullivan Middle School for oversight of the reconfigured 5th and 6th grade Cardinal program. (The Rogers will have the largest school enrollment after the High School.)														
199	b: The Leblanc Coordinator is paid from grant funds.														
200	c: This position is paid from a grant.														
201	d: Two clerical staff from the high school are reduced. One additional clerk is paid through grant funds.														
202															
203	TOTAL:	\$7,408,629	\$7,638,970	\$7,576,319	\$7,790,209	96	\$8,131,496	\$8,045,338	\$237,677	\$8,369,173	\$8,283,015	-\$86,158	95	-1	

Approved: _____

	A	R	S	T	U	V	W	X	Z	AA	AB	AC	AD	AE	AF
1	<div>Lowell Public Schools</div> <div>Presentation Budget</div> <div>2018-19</div>														
2															
3															
4															
5															
6															
7	GF = General Fund	FY 2017 Initially Approved Budget (GF)	FY 2017 Actual (GF)	FY 2018 Initially Approved Budget (GF)	FY 2018 Expected (GF)	FY18 FTE	FY 2019 General Fund Level Service	FY 2019 General Fund Including Changes	Revolving Funds/Grant Funds	FY 2019 Total Budget Level	FY 2019 Total Proposed Budget	Variance (Columns AB- AA)	FY19 FTE	FTE DIFF	Notes
204	2300: Regular Education Instruction Classroom														
205															
206															
207	Pre-K Teachers	\$1,698,438	\$1,589,178	\$1,701,507	\$1,651,787	21	\$1,776,419	\$1,857,800	\$0	\$1,776,419	\$1,857,800	\$81,381	23	2	a
209	Elementary Classroom Teachers	\$19,785,880	\$19,290,496	\$19,707,005	\$19,786,768	265	\$20,552,891	\$20,612,891	\$0	\$20,552,891	\$20,612,891	\$60,000	266	1	b
210	English Language Learner Teachers	\$4,166,433	\$4,022,528	\$4,224,860	\$4,323,682	58	\$4,559,421	\$4,559,421	\$0	\$4,559,421	\$4,559,421	\$0	58	0	
211	Middle School Teachers	\$6,328,671	\$5,290,754	\$6,627,990	\$6,072,070	90	\$6,788,743	\$6,668,743	\$0	\$6,788,743	\$6,668,743	-\$120,000	88	-2	c
212	Mathematics Teachers	\$5,893,047	\$6,276,444	\$5,898,035	\$5,899,799	82	\$6,314,922	\$6,194,922	\$0	\$6,314,922	\$6,194,922	-\$120,000	80	-2	d
213	Science Teachers	\$3,876,896	\$3,579,998	\$3,746,267	\$3,712,420	50	\$3,810,392	\$3,810,392	\$0	\$3,810,392	\$3,810,392	\$0	50	0	e
214	Social Studies Teachers	\$3,341,855	\$3,304,577	\$3,297,742	\$3,306,533	44	\$3,479,677	\$3,419,677	\$0	\$3,479,677	\$3,419,677	-\$60,000	43	-1	f
215	English Teachers	\$6,069,066	\$6,624,589	\$6,153,830	\$6,377,199	85	\$6,599,240	\$6,239,240		\$6,599,240	\$6,239,240	-\$360,000	77	-8	g
216	Foreign Language Teachers	\$1,342,819	\$1,352,503	\$1,327,353	\$1,361,326	17	\$1,388,479	\$1,328,479	\$0	\$1,388,479	\$1,328,479	-\$60,000	16	-1	h
217	Business Education Teachers	\$379,637	\$300,264	\$387,141	\$395,933	5	\$413,319	\$413,319	\$0	\$413,319	\$413,319	\$0	5	0	
218	In-House Suspension Teachers	\$129,408	\$135,718	\$142,358	\$143,782	2	\$95,032	\$95,032	\$60,000	\$155,032	\$155,032	\$0	2	0	i
219	Native Language Support Teachers	\$80,514	\$80,515	\$82,419	\$83,243	1	\$86,150	\$86,150	\$0	\$86,150	\$86,150	\$0	1	0	
220	Substitute Teachers - Day-to-Day	\$1,200,000	\$1,114,256	\$1,198,105	\$1,200,000	0	\$1,200,000	\$1,200,000	\$0	\$1,200,000	\$1,200,000	\$0	0	0	
221	Substitute Teachers - Long-Term	\$700,000	\$958,559	\$700,000	\$1,000,000	0	\$1,000,000	\$1,000,000	\$0	\$1,000,000	\$1,000,000	\$0	0	0	
222	Paraprofessionals - Regular Education	\$4,659,397	\$4,398,529	\$5,226,634	\$4,705,948	181	\$5,029,656	\$4,854,656	\$664,977	\$5,694,633	\$5,519,633	-\$175,000	174	-7	j
223				-\$720,686	-\$720,686										
224															
225	Total Personnel:	\$59,652,061	\$58,318,908	\$59,700,560	\$59,299,804	901	\$63,094,341	\$62,340,722	\$724,977	\$63,819,318	\$63,065,699	-\$753,619	883	-18	
226	Notes:														
227	a: A Preschool grant previously picked up the inclusive Preschool Teacher at the Pawtucketville. A Kindergarten Plus Teacher was converted to a Preschool Teacher. This results in a gain of 2 teachers.														
228	b: The Reilly School changed from a K-4 five strand school to a K-5 four strand school and the Moody went from a PK-4 to a PK-5 school.														
229	Four grade 5 teachers were added at the Reilly and two grade 5 teachers were added at the Moody. At the Reilly five teachers were reduced, because the school will become a four strand school. This results in the addition of one teacher.														
230	c: Four middle school teachers are added at the Rogers and six grade 5 teachers are reduced at the Sullivan for a net loss of two teachers.														
231	d: Two Math Teachers from the Cardinal O'Connell did not return in 2018. The Butler did not replace an Art Teacher, but instead hired another Math Teacher. A Math Resource Teacher was hired at the Bailey.														
232	e: One Science Teacher is transferred to the BRIDGE due to reconfiguration of the Cardinal O'Connell.														
233	f: One Social Studies Teacher is reduced due to the reconfiguration of the Cardinal O'Connell.														
234	g: Two English Teachers are being reduced due to the reconfiguration of the Cardinal O'Connell School. Four Reading Teachers are being reduced in part due to reductions in the Title I Grant. Two English Teachers at LHS will be reduced due to low enrollment courses.														
235	h: One Foreign Language Teacher has been reduced due to low enrollment.														
236	i: One In House Suspension Teacher is funded by grant.														
237	j: Four additional Paras are listed this year, because we are including positions paid from grants. The Revolving Funds are \$500,000 for food service offset, and \$123,839 are grant funds. Seven Paras will be reduced throughout the District.														
238	TOTAL:	\$59,652,061	\$58,318,908	\$59,700,560	\$59,299,804	901	\$63,094,341	\$62,340,722	\$724,977	\$63,819,318	\$63,065,699	-\$753,619	883	-18	

Approved: _____

	A	R	S	T	U	V	W	X	Z	AA	AB	AC	AD	AE	AF
1	Lowell Public Schools Presentation Budget 2018-19														
2															
3															
4															
5															
6															
		FY 2017 Initially Approved Budget (GF)	FY 2017 Actual (GF)	FY 2018 Initially Approved Budget (GF)	FY 2018 Expected (GF)	FY18 FTE	FY 2019 General Fund Level Service	FY 2019 General Fund Including Changes	Revolving Funds/Grant Funds	FY 2019 Total Budget Level	FY 2019 Total Proposed Budget	Variance (Columns AB- AA)	FY19 FTE	FTE DIFF	Notes
7	GF = General Fund														
239	2300: Regular Education Instruction														
240	Specialists														
241															
242	Art Teachers	\$2,250,784	\$2,238,349	\$2,321,480	\$2,153,647	30.5	\$2,319,918	\$2,319,918	\$0	\$2,319,918	\$2,319,918	\$0	29.5	-1.0	a
243	Music Teachers	\$2,381,951	\$2,306,427	\$2,305,141	\$2,204,464	31	\$2,382,757	\$2,382,757	\$0	\$2,382,757	\$2,382,757	\$0	31	0	
244	Dance Teachers	\$125,695	\$126,068	\$132,572	\$187,221	3	\$198,461	\$198,461	\$0	\$198,461	\$198,461	\$0	3	0	
245	Drama Teachers	\$80,514	\$80,515	\$80,514	\$81,320	1	\$83,776	\$83,776	\$0	\$83,776	\$83,776	\$0	1	0	
246	Physical Education / Health Teachers	\$3,599,618	\$3,507,207	\$3,613,326	\$3,654,625	47	\$3,781,286	\$3,781,286	\$0	\$3,781,286	\$3,781,286	\$0	47	0	
248	Technology Education Teachers	\$211,378	\$297,791	\$215,087	\$217,238	3	\$227,649	\$227,649	\$0	\$227,649	\$227,649	\$0	3	0	
249	Instructional Technology Specialists	\$321,263	\$176,995	\$288,030	\$240,410	4	\$338,011	\$338,011	\$0	\$338,011	\$338,011	\$0	5	1	a
250	Instructional Specialist	\$298,424	\$278,032	\$335,616	\$341,232	13	\$435,539	\$351,539	\$713,397	\$1,148,936	\$1,064,936	-\$84,000	12	-1	b
253	STEM Resource	\$0	\$0	\$0	\$0	1	\$49,124	\$49,124	\$0	\$49,124	\$49,124	\$0	1	0	
254	Literacy Specialist	\$0	\$0		\$0	15	\$0	\$0	\$1,187,128	\$1,187,128	\$1,187,128	\$0	15	0	
255	Coordinator of ELL Programs	\$111,970	\$112,310	\$111,970	\$113,088	1	\$116,505	\$116,505	\$0	\$116,505	\$116,505	\$0	1	0	
257	Parent Liaisons Pyne	\$34,384	\$34,384	\$0	\$0	0	\$0	\$0	\$0	\$0	\$0	\$0	0	0	
258	Parent Liaison - ELL - LHS	\$67,496	\$67,497	\$34,384	\$34,727	4	\$35,775	\$35,775	\$107,326	\$143,101	\$143,101	\$0	4	0	
259	Stipends - Homebound Instruction	\$55,000	\$51,545	\$55,000	\$55,000	0	\$55,000	\$55,000	\$0	\$55,000	\$55,000	\$0	0	0	
260	Stipends - Instrumental Band Coordinator	\$5,000	\$5,780	\$7,500	\$7,500	0	\$7,500	\$7,500	\$0	\$7,500	\$7,500	\$0	0	0	
261	Tutors - English Language Learners	\$499,800	\$426,600	\$500,000	\$500,000	0	\$500,000	\$500,000	\$0	\$500,000	\$500,000	\$0	0	0	
262	Tutors - Intervention / Enrichment	\$1,036,800	\$956,903	\$1,036,800	\$1,000,000	0	\$1,020,000	\$1,020,000	\$0	\$1,020,000	\$1,020,000	\$0	0	0	
263	Stipends - Out-of-School PLC	\$100,000	\$71,028	\$100,000	\$75,000	0	\$75,000	\$75,000	\$0	\$75,000	\$75,000	\$0	0	0	
264	Stipends - Academy Lead Teachers - LHS	\$18,000	\$32,400	\$18,000	\$25,200	0	\$25,200	\$25,200	\$0	\$25,200	\$25,200	\$0	0	0	
265	Stipends - Murkland After School Planning	\$63,000	\$56,850	\$0	\$0	0	\$0	\$0	\$0	\$0	\$0	\$0	0	0	
266	Stipends - Science Idea Camp		\$0	\$35,000	\$35,000	0	\$35,000	\$17,500	\$0	\$35,000	\$17,500	-\$17,500	0	0	c
267	Stipends - STEM Leads in K-8 Buildings		\$0	\$75,600	\$75,600	0	\$75,600	\$75,600	\$0	\$75,600	\$75,600	\$0	0	0	
268															
269	Total Personnel:	\$11,261,077	\$10,826,680	\$11,266,020	\$10,890,672	150	\$11,762,101	\$11,660,601	2,007,851	13,769,952	\$13,668,452	-\$101,500	149	-1	
270	Notes:														
271															
272	a: One Art Teacher was not hired at the Robinson, instead an ITS Teacher was added.														
273	b: The Title I grant was reduced by \$1 million dollars, impacting the funding for Instructional Specialists; therefore, 1 position will be reduced.														
274	c: Idea Camp lost \$35,000 of grant funding for the 2017-18 budget. The local budget paid for it in 2017-18. The STEM activities will be reconfigured in a smaller program for 2018-19.														
275															
276															
277	TOTAL:	\$11,261,077	\$10,826,680	\$11,266,030	\$11,266,030	150	\$11,762,101	\$11,660,601	\$2,007,851	\$13,769,952	\$13,668,452	-\$101,500	149	-1.0	

Approved: _____

	A	R	S	T	U	V	W	X	Z	AA	AB	AC	AD	AE	AF
1	Lowell Public Schools Presentation Budget 2018-19														
2															
3															
4															
5															
6															
		FY 2017 Initially Approved Budget (GF)	FY 2017 Actual (GF)	FY 2018 Initially Approved Budget (GF)	FY 2018 Expected (GF)	FY18 FTE	FY 2019 General Fund Level Service	FY 2019 General Fund Including Changes	Revolving Funds/Grant Funds	FY 2019 Total Budget Level	FY 2019 Total Proposed Budget	Variance (Columns AB- AA)	FY19 FTE	FTE DIFF	Note s
7	GF = General Fund														
278	2300: Regular Education Instruction														
279	Non-Personnel														
280															
281	School Based Allocations	\$1,571,635	\$1,493,834	\$1,465,000	\$1,465,000		\$1,465,000	\$1,309,102	\$0	\$1,465,000	\$1,309,102	-\$155,898			
282	Supplies & Textbooks - K-12	\$480,000	\$671,101	\$460,000	\$623,000		\$450,000	\$400,000	\$0	\$450,000	\$400,000	-\$50,000			
283	Testing & Evaluation	\$1,000	\$199	\$1,000	\$1,000		\$1,000	\$1,000	\$0	\$1,000	\$1,000	\$0			
284	Band Camp - LHS	\$1,800	\$1,800	\$1,800	\$1,800		\$1,800	\$1,800	\$0	\$1,800	\$1,800	\$0			
285	Boston Lyric Opera Project	\$16,000	\$15,877	\$0	\$0		\$0	\$0	\$0	\$0	\$0	\$0			
286	Supplies - Instrumental Music Program	\$5,000	\$2,765	\$5,000	\$5,000		\$5,000	\$5,000	\$0	\$5,000	\$5,000	\$0			
287	Monday Night Band Ensemble	\$10,500	\$10,170	\$10,500	\$10,500		\$10,500	\$10,500	\$0	\$10,500	\$10,500	\$0			
288	Instrumental Music Program	\$54,300	\$53,171	\$54,300	\$54,300		\$54,300	\$54,300	\$0	\$54,300	\$54,300	\$0			
290	Supplies - Choral H.S.	\$2,500	\$0	\$2,500	\$2,500		\$2,500	\$2,500	\$0	\$2,500	\$2,500	\$0			
291	Supplies - Choral Middle School	\$1,500	\$1,121	\$2,500	\$2,500		\$2,500	\$2,500	\$0	\$2,500	\$2,500	\$0			
292	Supplies - English Language Learners	\$11,000	\$8,830	\$11,000	\$11,000		\$11,000	\$11,000	\$0	\$11,000	\$11,000	\$0			
293	Textbooks - English Language Learners	\$9,000	\$8,846	\$9,000	\$9,000		\$9,000	\$9,000	\$0	\$9,000	\$9,000	\$0			
294	Supplies - Reading	\$5,000	\$3,745	\$5,000	\$5,000		\$5,000	\$5,000	\$0	\$5,000	\$5,000	\$0			
295	Supplies - Mathematics	\$58,000	\$57,998	\$58,000	\$8,000		\$8,000	\$8,000	\$0	\$8,000	\$8,000	\$0			
296	Field Trip Admission Fees - K-8 - UML	\$45,390	\$39,210	\$45,390	\$45,390		\$46,000	\$46,000	\$0	\$46,000	\$46,000	\$0			
297	Project Alliance Student Leadership - LHS	\$1,000	\$0	\$1,000	\$0		\$0	\$0	\$0	\$0	\$0	\$0			
298	Dual Enrollment Programs - LHS	\$45,000	\$45,000	\$45,000	\$45,000		\$45,000	\$45,000	\$0	\$45,000	\$45,000	\$0			
299	S.C.O.R.E. Peer Mediation Program - LHS	\$35,000	\$35,000	\$35,000	\$35,000		\$35,000	\$35,000	\$0	\$35,000	\$35,000	\$0			
300															
301	Total Non-Personnel:	\$2,353,625	\$2,448,665	\$2,211,990	\$2,323,990		\$2,151,600	\$1,945,702	\$0	\$2,151,600	\$1,945,702	-\$205,898			
302	Notes:														
303															
304															
305	TOTAL:	\$2,353,625	\$2,448,665	\$2,211,990	\$2,323,990		\$2,151,600	\$1,945,702	\$0	\$2,151,600	\$1,945,702	-\$205,898			

	A	R	S	T	U	V	W	X	Z	AA	AB	AC	AD	AE	AF
1	Lowell Public Schools Presentation Budget 2018-19														
2															
3															
4															
5															
6															
		FY 2017 Initially Approved Budget (GF)	FY 2017 Actual (GF)	FY 2018 Initially Approved Budget (GF)	FY 2018 Expected (GF)	FY18 FTE	FY 2019 General Fund Level Service	FY 2019 General Fund Including Changes	Revolving Funds/Grant Funds	FY 2019 Total Budget Level	FY 2019 Total Proposed Budget	Variance (Columns AB- AA)	FY19 FTE	FTE DIFF	Notes
7	GF = General Fund														
306	2300: Other Instructional Programs														
307	Personnel														
308															
309	Jr. Air Force R.O.T.C. Instructors - LHS	\$239,922	\$218,390	\$210,557	\$235,000	4	\$248,029	\$248,029	\$0	\$248,029	\$248,029	\$0	4	0	
310	Culinary Arts Instructors - LHS	\$164,351	\$165,569	\$174,664	\$175,000	3	\$197,075	\$197,075	\$0	\$197,075	\$197,075	\$0	3	0	
313	Stipends - Knowledge Bowl	\$23,500	\$23,325	\$23,500	\$23,500		\$23,500	\$23,500	\$0	\$23,500	\$23,500	\$0			
314															
315	Total Personnel:	\$427,773	\$407,284	\$408,721	\$433,500	7	\$468,604	\$468,604	\$0	\$468,604	\$468,604	\$0	7	0	
316	Notes:														
317															
318															
319															
320															
321															
322	Non-Personnel														
323															
324	Jr. Air Force R.O.T.C. Transportation - LHS	\$3,000	\$3,000	\$3,000	\$3,000		\$3,000	\$3,000	\$0	\$3,000	\$3,000	\$0			
325	Jr. Air Force R.O.T.C. Supplies - LHS	\$1,000	\$552	\$1,000	\$1,000		\$1,000	\$1,000	\$0	\$1,000	\$1,000	\$0			
326	Jr. Air Force R.O.T.C. Equipment - LHS	\$1,000	\$5,964	\$1,000	\$1,000		\$2,500	\$2,500	\$0	\$2,500	\$2,500	\$0			
327	Knowledge Bowl Expenses	\$1,500	\$1,466	\$1,500	\$1,500		\$1,500	\$1,500	\$0	\$1,500	\$1,500	\$0			
328															
329	Total Non-Personnel:	\$6,500	\$10,982	\$6,500	\$6,500		\$8,000	\$8,000	\$0	\$8,000	\$8,000	\$0			
330	Notes:														
331															
332	TOTAL:	\$434,273	\$418,266	\$415,221	\$440,000	7	\$476,604	\$476,604	\$0	\$476,604	\$476,604	\$0	7	0	

	A	R	S	T	U	V	W	X	Z	AA	AB	AC	AD	AE	AF
1	Lowell Public Schools Presentation Budget 2018-19														
2															
3															
4															
5															
6															
7	GF = General Fund	FY 2017 Initially Approved Budget (GF)	FY 2017 Actual (GF)	FY 2018 Initially Approved Budget (GF)	FY 2018 Expected (GF)	FY18 FTE	FY 2019 General Fund Level Service	FY 2019 General Fund Including Changes	Revolving Funds/Grant Funds	FY 2019 Total Budget Level	FY 2019 Total Proposed Budget	Variance (Columns AB- AA)	FY19 FTE	FTE DIFF	Notes
333	2300: Special Education Instruction														
334	Personnel														
335															
336	Special Education Teachers	\$13,485,450	\$13,841,360	\$13,972,727	\$14,112,454	208	\$14,960,144	\$15,200,144	\$769,852	\$15,729,996	\$15,969,996	\$240,000	212	4	a
337	Hearing Impaired Teachers	\$170,004	\$170,005	\$171,896	\$173,615	2	\$180,178	\$180,178	\$0	\$180,178	\$180,178	\$0	2	0	
338	Vision Impaired Teachers	\$64,704	\$64,703	\$67,655	\$68,332	1	\$74,234	\$74,234	\$0	\$74,234	\$74,234	\$0	1	0	
339	Social Skills (ABE) Teachers	\$153,994	\$115,351	\$122,747	\$123,974	2	\$131,324	\$131,324	\$0	\$131,324	\$131,324	\$0	2	0	
340	Occupational / Physical Therapists	\$814,661	\$801,507	\$913,334	\$942,581	15	\$1,016,228	\$1,016,228	\$0	\$1,016,228	\$1,016,228	\$0	15	0	
341	Speech Therapists	\$1,834,309	\$1,826,334	\$1,982,688	\$2,002,515	28	\$2,023,713	\$2,023,713	\$0	\$2,023,713	\$2,023,713	\$0	28	0	
342	Sign Language Interpreters	\$103,888	\$68,581	\$39,236	\$39,706	1	\$40,500	\$40,500	\$0	\$40,500	\$40,500	\$0	1	0	
343	Nurses - Special Education	\$140,068	\$130,774	\$130,068	\$131,368	5	\$133,995	\$133,995	\$88,293	\$222,288	\$222,288	\$0	5	0	b
344	Behavioral Specialists and Certified	\$763,045	\$744,964	\$963,167	\$975,283	13	\$1,004,732	\$1,004,732	\$183,434	\$1,188,166	\$1,188,166	\$0	13	0	c
345	Evaluation Team Chairpersons	\$1,194,301	\$1,190,071	\$1,303,444	\$1,312,772	16	\$1,265,753	\$1,265,753	\$307,263	\$1,573,016	\$1,573,016	\$0	16	0	d
346	Stipends - Homebound Instruction	\$80,000	\$52,138	\$64,000	\$30,000	0	\$30,000	\$30,000	\$0	\$30,000	\$30,000	\$0	0	0	
347	Paraprofessionals - Special Education	\$4,817,004	\$4,627,793	\$5,926,659	\$6,151,359	236	\$6,329,392	\$6,329,392	\$602,297	\$6,931,689	\$6,931,689	\$0	236	0	e
348	Paraprofessionals - ABE	\$82,325	\$59,824	\$78,538	\$79,000	3	\$86,396	\$86,396	\$0	\$86,396	\$86,396	\$0	3	0	
349															
350	Total Personnel:	\$23,703,753	\$23,693,405	\$25,736,159	\$26,142,959	530	\$27,276,589	\$27,516,589	\$1,951,139	\$29,227,728	\$29,467,728	\$240,000	534	4	
351	Notes:														
352	a: Two teachers are added, one each for the Rogers and Robinson. Two teachers are added for the Day School due to expanded enrollment. Eleven Special Education Teachers are funded by a grant. This represents a total of four new positions.														
353	b: Two Nurses-Special Education are paid from a grant.														
354	c: Two BCBA's are paid from a grant.														
355	d: Two ETC's are paid from a grant.														
356	e: Six additional Paras are added for the CSA Day School due to two new classrooms and three additional Paras at the Robinson will be staffed from internal transfers.														
357															

	A	R	S	T	U	V	W	X	Z	AA	AB	AC	AD	AE	AF
1	Lowell Public Schools Presentation Budget 2018-19														
2															
3															
4															
5															
6															
		FY 2017 Initially Approved Budget (GF)	FY 2017 Actual (GF)	FY 2018 Initially Approved Budget (GF)	FY 2018 Expected (GF)	FY18 FTE	FY 2019 General Fund Level Service	FY 2019 General Fund Including Changes	Revolving Funds/Grant Funds	FY 2019 Total Budget Level	FY 2019 Total Proposed Budget	Variance (Columns AB- AA)	FY19 FTE	FTE DIFF	Notes
7	GF = General Fund														
358	2300: Special Education Instruction														
359	Non-Personnel														
360															
361	Contracted Services - General	\$7,500	\$5,734	\$25,000	\$25,000		\$25,000	\$25,000	\$0	\$25,000	\$25,000	\$0			
362	Parent Education Program	\$47,000	\$11,288	\$47,000	\$12,000		\$12,000	\$12,000	\$0	\$12,000	\$12,000	\$0			
363	Out-of-District	\$7,508,636	\$8,175,185	\$11,562,431	\$12,030,902		\$7,027,355	\$7,027,355	\$4,000,000	\$11,027,355	\$11,027,355	\$0			a
365	Circuit Breaker Funds			-\$4,691,000	-\$5,272,269										
366	School Choice Funds			-\$192,000	-\$165,720										
367	Net Out-of-District			\$6,679,431	\$6,592,913										
368															
369	Contracted Services - Hospitalized Children	\$81,000	\$54,127	\$60,000	\$53,000		\$55,000	\$55,000	\$0	\$55,000	\$55,000	\$0			
371	Supplies	\$40,100	\$322,609	\$40,000	\$123,368		\$125,000	\$40,000	\$0	\$125,000	\$40,000	-\$85,000			
372	Summer School	\$85,205	\$650	\$50,000	\$0		\$0	\$0	\$50,000	\$50,000	\$50,000	\$0			
373	Testing	\$15,000	\$14,976	\$16,000	\$16,000		\$16,000	\$16,000	\$0	\$16,000	\$16,000	\$0			
374															
375	Total Non-Personnel:	\$7,784,441	\$8,584,569	\$6,917,431	\$6,822,281		\$7,260,355	\$7,175,355	\$4,050,000	\$11,310,355	\$11,225,355	-\$85,000			
376															
377	TOTAL:	\$31,488,194	\$32,277,974	\$32,653,590	\$32,965,240	530	\$34,536,944	\$34,691,944	\$6,001,139	\$40,538,083	\$40,693,083	\$155,000	534	4	
378	Notes:														
379	a: The District is anticipating the return of thirteen CSA students for a total savings of \$1,040,000 less the cost of hiring 2 teachers and 6 paraprofessionals which amounts to \$270,000. This saves the District \$770,000.														
380															
381															

	A	R	S	T	U	V	W	X	Z	AA	AB	AC	AD	AE	AF
1	<div>Lowell Public Schools</div> <div>Presentation Budget</div> <div>2018-19</div>														
2															
3															
4															
5															
6															
7	GF = General Fund	FY 2017 Initially Approved Budget (GF)	FY 2017 Actual (GF)	FY 2018 Initially Approved Budget (GF)	FY 2018 Expected (GF)	FY18 FTE	FY 2019 General Fund Level Service	FY 2019 General Fund Including Changes	Revolving Funds/Grant Funds	FY 2019 Total Budget Level	FY 2019 Total Proposed Budget	Variance (Columns AB AA)	FY19 FTE	FTE DIFF	Notes
382	2300: Adult Education														
383	Personnel														
384															
385	Director of Adult Education	\$98,939	\$99,241	\$98,939	\$99,928	1	\$102,946	\$102,946	\$0	\$102,946	\$102,946	\$0	1	0	
386	Adult Education Teachers	\$401,072	\$398,933	\$370,712	\$374,419	5	\$383,328	\$383,328	\$0	\$383,328	\$383,328	\$0	5	0	
387	Adult Education Support Staff	\$0	\$0		\$0	3	\$0	\$0	\$143,020	\$143,020	\$143,020	\$0	3	0	
388															
389	<i>Total Personnel:</i>	\$500,011	\$498,174	\$469,651	\$474,348	6	\$486,274	\$486,274	\$143,020	\$629,294	\$629,294	\$0	6	0	
390	<i>Notes:</i>														
391															
392	TOTAL:	\$500,011	\$498,174	\$469,651	\$474,348	6	\$486,274	\$486,274	\$ 143,020	\$ 629,294	\$ 629,294	\$0	6	0	

	A	R	S	T	U	V	W	X	Z	AA	AB	AC	AD	AE	AF
1	<div>Lowell Public Schools</div> <div>Presentation Budget</div> <div>2018-19</div>														
2															
3															
4															
5															
6															
7	GF = General Fund	FY 2017 Initially Approved Budget (GF)	FY 2017 Actual (GF)	FY 2018 Initially Approved Budget (GF)	FY 2018 Expected (GF)	FY18 FTE	FY 2019 General Fund Level Service	FY 2019 General Fund Including Changes	Revolving Funds/Grant Funds	FY 2019 Total Budget Level	FY 2019 Total Proposed Budget	Variance (Columns AB- AA)	FY19 FTE	FTE DIFF	Notes
393	2300: Library														
394	Personnel														
395															
396	Library Media Specialist - LHS	\$86,072	\$86,072	\$86,072	\$86,933	1	\$89,558	\$89,558	\$0	\$89,558	\$89,558	\$0	1	0	
397	Library Aides	\$653,522	\$655,737	\$653,522	\$518,901	18	\$636,000	\$0	\$0	\$636,000	\$0	-\$636,000	0	-18	a
398	Stipends - Library Aides w/o LMS	\$16,000	\$14,400	\$16,000	\$16,000	0	\$16,000	\$0	\$0	\$16,000	\$0	-\$16,000	0	0	
399															
400	Total Personnel:	\$755,594	\$756,209	\$755,594	\$621,834	19	\$741,558	\$89,558	\$0	\$741,558	\$89,558	-\$652,000	1	-18	
401	Notes:														
402															
403	a: 5 Library Aide positions went unfilled in the 2017-18 school year. All Library Aides will be reduced. The Library Aides can apply for Paraprofessionals or other open positions throughout the District.														
404															
405	TOTAL:	\$755,594	\$756,209	\$755,594	\$621,834	19	\$741,558	\$89,558	\$0	\$ 741,558	\$89,558	-\$652,000	1	-18	

Approved: _____

	A	R	S	T	U	V	W	X	Z	AA	AB	AC	AD	AE	AF
1	<div>Lowell Public Schools</div> <div>Presentation Budget</div> <div>2018-19</div>														
2															
3															
4															
5															
6															
7	GF = General Fund	FY 2017 Initially Approved Budget (GF)	FY 2017 Actual (GF)	FY 2018 Initially Approved Budget (GF)	FY 2018 Expected (GF)	FY18 FTE	FY 2019 General Fund Level Service	FY 2019 General Fund Including Changes	Revolving Funds/Grant Funds	FY 2019 Total Budget Level	FY 2019 Total Proposed Budget	Variance (Columns AB- AA)	FY19 FTE	FTE DIFF	Notes
408	2300: Audio Visual Instruction														
407	Personnel														
408															
409	Coordinator of Educational Television	\$96,638	\$96,932	\$96,638	\$102,844	1	\$0	\$0	\$105,950	\$105,950	\$105,950	\$0	1	0	a
410	Video Production Teacher - LHS	\$72,525	\$72,523	\$72,525	\$73,249	1	\$0	\$0	\$75,461	\$75,461	\$75,461	\$0	1	0	
411	TV Associate Producer / Scheduler	\$49,208	\$0	\$49,208	\$49,208	1	\$0	\$0	\$53,045	\$53,045	\$53,045	\$0	1	0	a
412	Digital Media Producer	\$0	\$0	\$0	\$20,000	1	\$0	\$0	\$58,419	\$58,419	\$58,419	\$0	1	0	
413	Comcast - Community Television Acct.	-\$49,208		-\$145,846	-\$145,846										
414															
415	Total Personnel:	\$169,163	\$169,455	\$72,525	\$99,455	4	\$0	\$0	\$292,875	\$ 292,875	\$ 292,875	\$0	4	0	
416	Notes:														
417	a: Both the Educational TV Coordinator and the TV Associate Producer will be charged to the Comcast Account for FY 2017-18.														
418															
419	Non-Personnel														
420															
421	TV Studio Maintenance	\$6,500	\$1,910	\$7,000	\$7,000		\$0	\$0	\$ 7,000	\$7,000	\$7,000	\$0			
422	TV Studio Supplies	\$5,000	\$4,148	\$5,000	\$5,000		\$0	\$0	\$ 5,000	\$5,000	\$5,000	\$0			
423	TV Studio Equipment	\$16,000	\$11,909	\$17,925	\$17,925		\$0	\$0	\$ 225,500	\$225,500	\$225,500	\$0			
424	TV Studio Consulting Services	\$5,000	\$4,386	\$5,000	\$5,000		\$0	\$0	\$ 5,000	\$5,000	\$5,000	\$0			
425	AV Equipment Repair - K-12	\$7,500	\$4,900	\$7,500	\$7,500		\$0	\$0	\$ 7,500	\$7,500	\$7,500	\$0			
426	Comcast - Community Television Acct.			-\$42,425	-\$42,425										
427															
428	Total Non-Personnel:	\$40,000	\$27,253	\$0	\$0		\$0	\$0	\$250,000	\$250,000	\$250,000	\$0			
429	Notes:														
430															
431	TOTAL:	\$209,163	\$196,708	\$72,525	\$72,525	4	\$0	\$0	\$542,875	\$542,875	\$542,875	\$0	4	0	

Approved: _____

	A	R	S	T	U	V	W	X	Z	AA	AB	AC	AD	AE	AF
1	<div>Lowell Public Schools</div> <div>Presentation Budget</div> <div>2018-19</div>														
2															
3															
4															
5															
6															
7	GF = General Fund	FY 2017 Initially Approved Budget (GF)	FY 2017 Actual (GF)	FY 2018 Initially Approved Budget (GF)	FY 2018 Expected (GF)	FY18 FTE	FY 2019 General Fund Level Service	FY 2019 General Fund Including Changes	Revolving Funds/Grant Funds	FY 2019 Total Budget Level	FY 2019 Total Proposed Budget	Variance (Columns AB- AA)	FY19 FTE	FTE DIFF	Notes
432	2350: Professional Development														
433	Personnel														
434															
435	Teacher Academy Facilitator	\$0	\$0	\$0	\$0	1	\$0	\$0	\$90,339	\$90,339	\$90,339	\$0	1	0	a
436	Teacher Academy Mentor Stipends - K-8	\$142,000	\$141,900	\$145,000	\$145,000		\$145,000	\$145,000	\$0	\$145,000	\$145,000	\$0			
437	Teacher Academy Mentor Stipends - LHS	\$30,600	\$23,000	\$30,600	\$30,600		\$30,600	\$30,600	\$0	\$30,600	\$30,600	\$0			
438	Teacher Academy Instructor Stipends	\$65,000	\$52,295	\$65,000	\$65,000		\$65,000	\$65,000	\$0	\$65,000	\$65,000	\$0			
439	Teacher Academy Completion Bonus	\$75,000	\$73,200	\$75,000	\$75,000		\$75,000	\$75,000	\$0	\$75,000	\$75,000	\$0			
440															
441	<i>Total Personnel:</i>	\$312,600	\$290,395	\$315,600	\$315,600	1	\$315,600	\$315,600	\$90,339	\$405,939	\$405,939	\$0	1		
442	Notes:														
443	a: This position is paid from a grant.														
444															
445	Non-Personnel														
446															
447	Tuition Reimbursement	\$200,000	\$258,170	\$200,000	\$260,000		\$260,000	\$260,000	\$0	\$260,000	\$260,000	\$0			
448	Professional Development	\$250,000	\$209,400	\$250,000	\$250,000		\$250,000	\$200,000	\$0	\$250,000	\$200,000	-\$50,000			
449															
450	<i>Total Non-Personnel:</i>	\$450,000	\$467,570	\$450,000	\$510,000		\$510,000	\$460,000	\$0	\$510,000	\$460,000	-\$50,000			
451	Notes:														
452															
453															
454															
455	TOTAL:	\$762,600	\$757,965	\$765,600	\$765,600	1	\$825,600	\$775,600	\$90,339	\$915,939	\$865,939	-\$50,000	1		

Approved: _____

	A	R	S	T	U	V	W	X	Z	AA	AB	AC	AD	AE	AF
1	Lowell Public Schools Presentation Budget 2018-19														
2															
3															
4															
5															
6															
		FY 2017 Initially Approved Budget (GF)	FY 2017 Actual (GF)	FY 2018 Initially Approved Budget (GF)	FY 2018 Expected (GF)	FY18 FTE	FY 2019 General Fund Level Service	FY 2019 General Fund Including Changes	Revolving Funds/Grant Funds	FY 2019 Total Budget Level	FY 2019 Total Proposed Budget	Variance (Columns AB AA)	FY19 FTE	FTE DIFF	Notes
7	GF = General Fund														
456	2450: Instructional Technology														
457	Non-Personnel														
458															
459	Computer Contracted Services - Instructional	\$50,000	\$44,091	\$50,000	\$50,000		\$50,000	\$50,000	\$0	\$50,000	\$50,000	\$0			
460	Computer Hardware - Instructional	\$125,000	\$431,598	\$200,000	\$200,000		\$200,000	\$350,000	\$0	\$200,000	\$350,000	\$150,000			a
461	Computer Software - Instructional	\$200,000	\$1,105,764	\$125,000	\$125,000		\$125,000	\$275,000	\$0	\$125,000	\$275,000	\$150,000			b
462	Computer Hardware - Lease	\$773,165	\$773,165	\$773,165	\$773,165		\$773,165	\$0	\$0	\$773,165	\$0	-\$773,165			d
463															
464	Total Non-Personnel:	\$1,148,165	\$2,354,619	\$1,148,165	\$1,148,165		\$1,148,165	\$675,000	\$0	\$1,148,165	\$675,000	-\$473,165			
465	Notes:														
466	a. Historically, the budget has been \$200,000 for computer hardware. In FY 2015-16, there was a budget transfer made to this account at the end of the year which rolled over to 2016-17. Computers are needed for on-line MCAS Testing that is required by FY 2019.														
467	b: The original budget for 2016-17 was \$125,000. The City increased the budget to cover the increase for expenses carried over from the previous year. In 2018-19, the costs of educational testing software added \$200,000 to the budget.														
468	In 2017-18, instructional software was paid in advance during the 2016-17 fiscal year. Funds were transferred into the budget to support purchasing laptop carts.														
469	c: The District is adding 15 computer carts at the elementary schools.														
470	d: The Apple Hardware Lease is fully paid off in 2017-18.														
471	TOTAL:	\$1,148,165	\$2,354,619	\$1,148,165	\$1,148,165		\$1,148,165	\$675,000	\$0	\$1,148,165	\$675,000	-\$473,165			

Approved: _____

	A	R	S	T	U	V	W	X	Z	AA	AB	AC	AD	AE	AF
1	Lowell Public Schools Presentation Budget 2018-19														
2															
3															
4															
5															
6															
		FY 2017 Initially Approved Budget (GF)	FY 2017 Actual (GF)	FY 2018 Initially Approved Budget (GF)	FY 2018 Expected (GF)	FY18 FTE	FY 2019 General Fund Level Service	FY 2019 General Fund Including Changes	Revolving Funds/Grant Funds	FY 2019 Total Budget Level	FY 2019 Total Proposed Budget	Variance (Columns AB- AA)	FY19 FTE	FTE DIFF	Notes
7	GF = General Fund														
472	2700/2800: Guidance Counselors, Social Workers & Psychologists														
473	Personnel														
474	Guidance Counselors	\$1,966,762	\$1,895,904	\$1,966,199	\$1,985,861	23	\$1,964,971	\$1,879,971	\$85,000	\$2,049,971	\$1,964,971	-\$85,000	22	-1	a
475	Caseworker for the BRIDGE	\$53,603	\$54,634	\$53,603	\$55,000	1	\$55,774	\$55,774	\$0	\$55,774	\$55,774	\$0	1	0	
476	Overtime	\$2,500	\$0	\$0	\$0	0	\$0	\$0	\$0	\$0	\$0	\$0	0	0	
477	Clerk Schedulers - LHS	\$212,423	\$223,605	\$212,423	\$214,547	5	\$220,969	\$132,969	\$0	\$220,969	\$132,969	-\$88,000	3	-2	b
478	Social Workers	\$858,614	\$944,427	\$1,033,055	\$1,043,386	41	\$1,061,435	\$977,435	\$2,626,023	\$3,687,458	\$3,603,458	-\$84,000	40	-1	c
479	Psychologists	\$1,220,534	\$1,206,244	\$1,228,685	\$1,240,972	13	\$1,269,967	\$1,269,967	\$0	\$1,269,967	\$1,269,967	\$0	13	0	
480															
481	Total Personnel:	\$4,314,436	\$4,324,814	\$4,493,965	\$4,539,766	83	\$4,573,116	\$4,316,116	\$2,711,023	\$ 7,284,139	\$ 7,027,139	-\$257,000	79	-4	
482	Notes:														
483	a: One Career Center Guidance Counselor will be reduced.														
484	b: Two Clerk Schedulers will be reduced.														
485	c: One District Social Worker is reduced from the Title I grant.														
486	Non-Personnel														
487															
488															
489	Guidance Supplies - LHS	\$8,000	\$924	\$8,000	\$1,000		\$8,000	\$1,000	\$0	\$8,000	\$1,000	\$7,000			
490															
491	Total Non-Personnel:	\$8,000	\$924	\$8,000	\$1,000		\$8,000	\$1,000	\$0	\$8,000	\$1,000	\$7,000			
492	Notes:														
493															
494	TOTAL:	\$4,322,436	\$4,325,738	\$4,501,965	\$4,540,766	83	\$4,581,116	\$4,317,116	\$2,711,023	\$7,292,139	\$7,028,139	-\$264,000	79	-4	

Approved: _____

	A	R	S	T	U	V	W	X	Z	AA	AB	AC	AD	AE	AF
1	<div>Lowell Public Schools</div> <div>Presentation Budget</div> <div>2018-19</div>														
2															
3															
4															
5															
6															
7	GF = General Fund	FY 2017 Initially Approved Budget (GF)	FY 2017 Actual (GF)	FY 2018 Initially Approved Budget (GF)	FY 2018 Expected (GF)	FY18 FTE	FY 2019 General Fund Level Service	FY 2019 General Fund Including Changes	Revolving Funds/Grant Funds	FY 2019 Total Budget Level	FY 2019 Total Proposed Budget	Variance (Columns AB AA)	FY19 FTE	FTE DIFF	Notes
495	3100: Family Resource Center & Student Support Services														
496	Personnel														
497	Family Resource Center Coordinator	\$96,638	\$96,932	\$48,319	\$105,643	1	\$108,834	\$108,834	\$0	\$108,834	\$108,834	\$0	1	0	
498	District Support Specialists	\$466,554	\$447,405	\$371,197	\$374,909	5	\$372,085	\$372,085	\$87,842	\$459,927	\$459,927	\$0	5	0	
499	Early Childhood Coordinator	\$0	\$0	\$0	\$0	1	\$20,000	\$20,000	\$36,187	\$56,187	\$56,187	\$0	1	0	
500	Early Childhood Specialist	\$0	\$0	\$20,000	\$20,000	1	\$0		\$107,817	\$107,817	\$107,817	\$0	1	0	
501	PEG Developer Coach	\$0	\$0	\$0	\$0	1	\$0		\$85,321	\$85,321	\$85,321	\$0	1	0	
502	Attendance Officer	\$70,348	\$70,348	\$70,348	\$71,051	1	\$73,197	\$73,197	\$0	\$73,197	\$73,197	\$0	1	0	
503	Attendance Monitors	\$65,898	\$59,014	\$65,898	\$33,278	1	\$34,284	\$34,284	\$0	\$34,284	\$34,284	\$0	1	0	
504															
505	<i>Total Personnel:</i>	\$699,438	\$673,699	\$575,762	\$604,881	11	\$608,400	\$608,400	\$ 317,167	\$ 925,567	\$ 925,567	\$0	11	0	
506	Notes:														
507															
508															
509															
510	Non-Personnel														
511															
512															
513	Contracted Services - Student Support Services	\$20,000	\$24,004	\$20,200	\$23,000		\$23,000	\$23,000	\$0	\$23,000	\$23,000	\$0			
514	Supplies - Student Support Services	\$15,000	\$5,540	\$15,000	\$15,000		\$15,000	\$15,000	\$0	\$15,000	\$15,000	\$0			
515															
516	<i>Total Non-Personnel:</i>	\$35,000	\$29,544	\$35,200	\$35,200		\$38,000	\$38,000	\$0	\$38,000	\$38,000	\$0			
517	Notes:														
518	TOTAL:	\$734,438	\$703,243	\$610,962	\$640,081	11	\$646,400	\$646,400	\$317,167	\$ 963,567	\$ 963,567	\$0	11	0	

	A	R	S	T	U	V	W	X	Z	AA	AB	AC	AD	AE	AF
1	Lowell Public Schools Presentation Budget 2018-19														
2															
3															
4															
5															
6															
		FY 2017 Initially Approved Budget (GF)	FY 2017 Actual (GF)	FY 2018 Initially Approved Budget (GF)	FY 2018 Expected (GF)	FY18 FTE	FY 2019 General Fund Level Service	FY 2019 General Fund Including Changes	Revolving Funds/Grant Funds	FY 2019 Total Budget Level	FY 2019 Total Proposed Budget	Variance (Columns AB- AA)	FY19 FTE	FTE DIFF	Notes
7	GF = General Fund														
519	3300: Transportation														
520	Personnel														
521															
522	Transportation Manager	\$0	\$0	\$48,319	\$37,500	1	\$67,633	\$0	\$0	\$67,633	\$0	-\$67,633	0	-1	a
523															
524	Total Personnel:	\$0	\$0	\$48,319	\$37,500	1	\$67,633	\$0	\$0	\$67,633	\$0	-\$67,633	0	-1	
525	Notes:														
526	a: The Transportation Manager started in August of 2017 and left the position on April 13, 2018. The position will be combined with the Assistant Business Manager position.														
527															
528	Non-Personnel														
529															
530	Contracted Transportation - Regular Education	\$3,369,500	\$2,912,323	\$4,294,700	\$4,294,700		\$4,423,541	\$4,423,541	\$0	\$4,423,541	\$4,423,541	\$0			
531	Charter School Offset	\$0	\$0	-\$400,000	-\$400,000		-\$400,000	\$0	\$0	-\$400,000	\$0	\$400,000			
532	Contracted Transportation - Special Education	\$4,450,160	\$4,588,472	\$5,083,050	\$5,485,000		\$5,400,000	\$5,160,000	\$0	\$5,400,000	\$5,160,000	-\$240,000			a
534	Bus Passes	\$0	\$0	\$0	\$57,520		\$60,000	\$0	\$0	\$60,000	\$0	-\$60,000			
535	Computer Software	\$5,000	\$5,000	\$5,000	\$5,000		\$5,000	\$5,000	\$0	\$5,000	\$5,000	\$0			
536	Contracted Services - Routing	\$4,000	\$1,615	\$4,000	\$4,000		\$4,000	\$4,000	\$0	\$4,000	\$4,000	\$0			
537	Supplies	\$8,000	\$7,669	\$8,000	\$8,000		\$8,000	\$8,000	\$0	\$8,000	\$8,000	\$0			
538															
539	Total Non-Personnel:	\$7,836,660	\$7,515,079	\$8,994,750	\$9,454,220		\$9,500,541	\$9,600,541	\$0	\$9,500,541	\$9,600,541	\$100,000			
540	Notes:														
541															
542	a: Special Education transportation costs are decreasing due to moving the CSA Day School closer to Lowell.														
543															
544															
545	TOTAL:	\$7,836,660	\$7,515,079	\$9,043,069	\$9,491,720	1	\$9,568,174	\$ 9,600,541	\$0	\$9,568,174	\$9,600,541	\$32,367		-1	

Approved: _____

	A	R	S	T	U	V	W	X	Z	AA	AB	AC	AD	AE	AF
1	<div>Lowell Public Schools</div> <div>Presentation Budget</div> <div>2018-19</div>														
2															
3															
4															
5															
6															
7	GF = General Fund	FY 2017 Initially Approved Budget (GF)	FY 2017 Actual (GF)	FY 2018 Initially Approved Budget (GF)	FY 2018 Expected (GF)	FY18 FTE	FY 2019 General Fund Level Service	FY 2019 General Fund Including Changes	Revolving Funds/Grant Funds	FY 2019 Total Budget Level	FY 2019 Total Proposed Budget	Variance (Columns AB- AA)	FY19 FTE	FTE DIFF	Notes
546	3500: Athletics & Student Activities														
547	Personnel														
548															
549	Administrator of Athletics	\$56,315	\$53,087	\$56,315	\$60,000	1	\$58,835	\$58,835	\$0	\$58,835	\$58,835	\$0	1	0	a
551	Coaches - Interscholastic	\$455,522	\$469,137	\$455,522	\$455,522	0	\$455,522	\$455,522	\$0	\$455,522	\$455,522	\$0	0	0	
552	Coaches - Intramural	\$65,570	\$50,549	\$66,000	\$66,000	0	\$66,000	\$66,000	\$0	\$66,000	\$66,000	\$0	0	0	
553	Student Activities Advisor - LHS	\$76,730	\$76,730	\$76,730	\$76,730	1	\$79,838	\$79,838	\$0	\$79,838	\$79,838	\$0	1	0	
554	Stipends - Student Activities - LHS	\$144,951	\$135,325	\$144,951	\$144,951	0	\$144,951	\$144,951	\$0	\$144,951	\$144,951	\$0	0	0	
555	<i>Total Personnel:</i>														
556	Notes:	\$799,088	\$784,829	\$799,518	\$803,203	2	\$805,146	\$805,146	\$0	\$805,146	\$805,146	\$0	2	0	
557	a: Current position is (.5 FTE) Athletic Director and (.5 FTE) Department Chair - Physical Education														
558															
559	Non-Personnel														
560															
561	Contracted Services - Athletics	\$30,000	\$35,642	\$31,826	\$31,826		\$31,826	\$31,826	\$0	\$31,826	\$31,826	\$0			
562	Contracted Transportation - Athletics	\$130,000	\$129,999	\$130,000	\$130,000		\$130,000	\$130,000	\$0	\$130,000	\$130,000	\$0			
563	Contracted Athletic Trainer Services	\$83,500	\$83,500	\$83,500	\$83,500		\$83,500	\$83,500	\$0	\$83,500	\$83,500	\$0			
564	Supplies - Athletics	\$172,840	\$151,849	\$172,840	\$172,840		\$134,112	\$134,112	\$0	\$134,112	\$134,112	\$0			
565	Rental Fees						\$30,000	\$30,000	\$0	\$30,000	\$30,000	\$0			
566	Uniforms - Athletics						\$10,000	\$10,000	\$0	\$10,000	\$10,000	\$0			
567	Supplies - Student Activities	\$35,000	\$29,802	\$34,000	\$34,000		\$34,000	\$34,000	\$0	\$34,000	\$34,000	\$0			
568	Student Activities		\$111,338	\$155,000	\$125,000		\$125,000	\$125,000	\$0	\$125,000	\$125,000	\$0			a
569															
570	<i>Total Non-Personnel:</i>	\$451,340	\$542,129	\$607,166	\$577,166		\$ 578,438	\$578,438	\$0	\$578,438	\$578,438	\$0			
571	Notes:														
572	a: The District increased the budget in 2016-17 to support field trips and after school activities so all students would have equitable opportunities.														
573															
574	TOTAL:	\$1,250,428	\$1,326,958	\$1,406,684	\$1,406,684	2	\$1,383,584	\$1,383,584	\$0	\$1,383,584	\$1,383,584	\$0	2	0	

Approved: _____

	A	R	S	T	U	V	W	X	Z	AA	AB	AC	AD	AE	AF
1	Lowell Public Schools Presentation Budget 2018-19														
2															
3															
4															
5															
6															
		FY 2017 Initially Approved Budget (GF)	FY 2017 Actual (GF)	FY 2018 Initially Approved Budget (GF)	FY 2018 Expected (GF)	FY18 FTE	FY 2019 General Fund Level Service	FY 2019 General Fund Including Changes	Revolving Funds/Grant Funds	FY 2019 Total Budget Level	FY 2019 Total Proposed Budget	Variance (Columns AB- AA)	FY19 FTE	FTE DIFF	Notes
7	GF = General Fund														
575	4000: Custodial & Security Services														
576	Personnel														
577															
578	Facility Director	\$80,000	\$69,544	\$80,000	\$80,000	1	\$83,240	\$83,240	\$1,760	\$85,000	\$85,000	\$0	1	0	a
579	Building Custodians	\$4,221,591	\$3,648,421	\$4,291,625	\$4,334,541	94	\$3,725,926	\$3,725,926	\$761,112	\$4,487,038	\$4,487,038	\$0	94	0	b
580	Overtime - Use of Buildings	\$70,000	\$0	\$70,000	\$70,000	0	\$0	\$0	\$70,000	\$70,000	\$70,000	\$0	0	0	
581	Use of School Facilities	-\$15,000	\$0	-\$70,000	-\$70,000	0	\$0	\$0	\$0	\$0	\$0	\$0	0	0	c
582	Overtime - Man-Out	\$140,000	\$155,125	\$100,000	\$110,000	0	\$110,000	\$95,000	\$0	\$110,000	\$95,000	-\$15,000	0	0	
583	Overtime - Miscellaneous	\$99,780	\$84,732	\$75,000	\$75,000	0	\$75,000	\$70,000	\$0	\$75,000	\$70,000	-\$5,000	0	0	
584	H.V.A.C. Technician - LHS	\$54,592	\$57,091	\$0	\$0	0	\$0	\$0	\$0	\$0	\$0	\$0	0	0	d
585	Energy Management System Monitor	\$51,816	\$13,552	\$0	\$0	0	\$0	\$0	\$0	\$0	\$0	\$0	0	0	d
586	Plumbers	\$95,000	\$44,213	\$0	\$0	0	\$0	\$0	\$0	\$0	\$0	\$0	0	0	d
587	Security Guards	\$423,769	\$413,439	\$427,993	\$427,993	10	\$386,263	\$386,263	\$50,000	\$436,263	\$436,263	\$0	10	0	e
588	School Resource Officers	\$263,594	\$260,571	\$0	\$0	0	\$0	\$0	\$0	\$0	\$0	\$0	0	0	f
589	Food Service Offset	-\$785,531	\$0	-\$661,112	-\$661,112		\$0	\$0	\$0	\$0	\$0	\$0		0	
590															
591	Total Personnel:	\$4,699,611	\$4,746,689	\$4,313,506	\$4,366,422	105	\$4,297,189	\$4,277,189	\$882,872	\$5,178,301	\$5,158,301	-\$20,000	105	0	
592	Notes:														
593	a: The Facility Director is paid partially by the revolving fund for facility usage by other organizations.														
594	b: The Building Custodians will be reimbursed by the Food Service Account for \$661,112 and by the Use of Facilities Account for \$100,000.														
595	c: The School Use of Facilities revolving account will pay for the building rental over-time costs.														
596	d: Positions were eliminated from the budget in 2017-18 as maintenance is covered by the City as a part of the Maintenance of Effort Agreement.														
597	e: The Use of Facilities will fund \$50,000 of the Security Guard costs.														
598	f: School Resource Officer positions are now paid through the Maintenance of Effort Agreement with the City of Lowell.														
599															
600															
601															

	A	R	S	T	U	V	W	X	Z	AA	AB	AC	AD	AE	AF
1	Lowell Public Schools Presentation Budget 2018-19														
2															
3															
4															
5															
6															
		FY 2017 Initially Approved Budget (GF)	FY 2017 Actual (GF)	FY 2018 Initially Approved Budget (GF)	FY 2018 Expected (GF)	FY18 FTE	FY 2019 General Fund Level Service	FY 2019 General Fund Including Changes	Revolving Funds/Grant Funds	FY 2019 Total Budget Level	FY 2019 Total Proposed Budget	Variance (Columns AB- AA)	FY19 FTE	FTE DIFF	Notes
7	GF = General Fund														
602	4000: Custodial & Security Services														
603	Non-Personnel														
604															
605	Utility - Water / Sewer	\$155,000	\$179,694	\$155,000	\$180,000		\$180,000	\$180,000	\$0	\$180,000	\$180,000	\$0			
606	Utility - Telephone	\$50,000	\$47,513	\$50,000	\$120,000		\$50,000	\$20,000	\$125,000	\$175,000	\$145,000	-\$30,000			a
607	Preservatives (Floors)	\$60,000	\$41,881	\$60,000	\$42,000		\$60,000	\$42,000	\$0	\$60,000	\$42,000	-\$18,000			
608	Supplies	\$250,000	\$256,292	\$260,000	\$215,505		\$210,000	\$140,572	\$50,000	\$260,000	\$190,572	-\$69,428			b
609	Swimming Pool Maintenance & Supplies	\$20,000	\$10,440	\$20,000	\$11,000		\$20,000	\$11,000	\$0	\$20,000	\$11,000	-\$9,000			
610	Building Repair & Maintenance	\$227,848	\$207,338	\$227,000	\$207,000		\$107,000	\$7,000	\$150,000	\$257,000	\$157,000	-\$100,000			c
611	Contracted Services	\$300,000	\$115,586	\$300,000	\$300,000		\$300,000	\$150,000	\$50,000	\$350,000	\$200,000	-\$150,000			d
612	Food Service Offset	-\$45,000	\$0	-\$196,511	-\$196,511		\$0	\$0	\$0	\$0	\$0	\$0			
613	Use of Facilities Offset	-\$50,000	\$0	-\$115,000	-\$115,000		\$0	\$0	\$0	\$0	\$0	\$0			
614															
615	Total Non-Personnel:	\$967,848	\$858,744	\$760,489	\$763,994		\$927,000	\$550,572	\$375,000	\$1,302,000	\$925,572	-\$376,428			
616	Notes:														
617															
618	a: It is estimated that \$125,000 will be reimbursed to the School Department from E-Rate funds.														
619	b: The food service account will reimburse \$50,000 for supplies.														
620	c: The Use of Facilities account will fund \$100,000 of building repairs and the Food Service account will fund \$50,000 of building repairs.														
621	d: The Food Service account will fund \$50,000 of contracted services.														
622	TOTAL:	\$5,667,459	\$5,605,433	\$5,073,997	\$5,073,997	0	\$ 5,224,189	\$ 4,827,761	\$1,257,872	\$6,480,301	\$6,083,873	-\$396,428	0	0	

Approved: _____

	A	R	S	T	U	V	W	X	Z	AA	AB	AC	AD	AE	AF
1	<div>Lowell Public Schools</div> <div>Presentation Budget</div> <div>2018-19</div>														
2															
3															
4															
5															
6															
7	GF = General Fund	FY 2017 Initially Approved Budget (GF)	FY 2017 Actual (GF)	FY 2018 Initially Approved Budget (GF)	FY 2018 Expected (GF)	FY18 FTE	FY 2019 General Fund Level Service	FY 2019 General Fund Including Changes	Revolving Funds/Grant Funds	FY 2019 Total Budget Level	FY 2019 Total Proposed Budget	Variance (Columns AB- AA)	FY19 FTE	FTE DIFF	Notes
623															
624															
625															
626															
627	Health Insurance Premiums	\$15,045,328	\$15,704,939	\$16,586,212	\$15,968,899		\$15,968,899	\$16,353,051	\$1,050,000	\$17,018,899	\$17,403,051	\$384,152			a
628	Student Accident Insurance	\$25,784	\$24,497	\$26,872	\$26,872		\$26,872	\$26,872	\$0	\$26,872	\$26,872	\$0			
629	Longevity	\$50,000	\$36,875	\$40,000	\$40,000		\$40,000	\$10,000	\$0	\$40,000	\$10,000	-\$30,000			
630	Pre-Employment Physicals	\$30,000	\$25,494	\$30,000	\$30,000		\$30,000	\$30,000	\$0	\$30,000	\$30,000	\$0			
631	Retirement Sick Leave Buyback	\$1,125,000	\$1,242,616	\$1,200,000	\$1,200,000		\$1,200,000	\$700,000	\$0	\$1,200,000	\$700,000	-\$500,000			b
632															
633	Total Personnel:	\$16,276,112	\$17,034,421	\$17,883,084	\$17,265,771	0	\$17,265,771	\$17,119,923	\$1,050,000	\$18,315,771	\$18,169,923	-\$145,848	0		
634	Notes:														
635	a: Insurance costs are expected to remain stable.														
636	b: Retirement Sick Leave Buyback payments will be deferred to FY2020														
637				\$17,883,084	\$17,883,084			\$17,897,188							
638	Grant & Revolving Funded Positions			-\$1,250,000	-\$1,345,844			-\$500,000							
639	FTE Additional (Subtractions)			\$430,000	\$0			-\$490,000							
640	Food Service Revolving Fund - Caf� Health Insurance			-\$458,161	-\$349,000			-\$350,000							
641	Food Service Revolving Fund - Custodial Health Insurance			-\$115,204	-\$115,204			-\$100,000							
642	Food Service Revolving Fund - Para Health Insurance			-\$104,137	-\$104,137			-\$104,137							
643	Total			\$16,586,212	\$15,968,899			\$16,353,051							

	A	R	S	T	U	V	W	X	Z	AA	AB	AC	AD	AE	AF
1	<div>Lowell Public Schools</div> <div>Presentation Budget</div> <div>2018-19</div>														
2															
3															
4															
5															
6															
7	GF = General Fund	FY 2017 Initially Approved Budget (GF)	FY 2017 Actual (GF)	FY 2018 Initially Approved Budget (GF)	FY 2018 Expected (GF)	FY18 FTE	FY 2019 General Fund Level Service	FY 2019 General Fund Including Changes	Revolving Funds/Grant Funds	FY 2019 Total Budget Level	FY 2019 Total Proposed Budget	Variance (Columns AB- AA)	FY19 FTE	FTE DIFF	Notes
644															
645	5300: Rentals														
646	Non-Personnel														
647	Central Administration Office Lease	\$423,764	\$423,764	\$414,843	\$414,843		\$403,014	\$403,014	\$11,829	\$414,843	\$414,843	\$0			
648	SPED Leasing of Space	\$0	\$0	\$152,000	\$152,000		\$152,000	\$282,672	\$0	\$152,000	\$282,672	\$130,672			a
649	Food Service Offset			-\$11,829	-\$11,829		\$0	\$0	\$0	\$0	\$0	\$0			
650															
651	<i>Total Non-Personnel:</i>	\$423,764	\$423,764	\$555,014	\$555,014		\$555,014	\$685,686	\$11,829	\$566,843	\$697,515	\$130,672			
652	Notes:														
653	a: A larger CSA Day School that is closer to Lowell is recommended to be leased at \$282,672. This is a proposed 3 year lease.														
654															
655															
656	TOTAL:	\$423,764	\$423,764	\$555,014	\$555,014	0	\$555,014	\$685,686	\$11,829	\$566,843	\$697,515	\$130,672	0		

Approved: _____

	A	R	S	T	U	V	W	X	Z	AA	AB	AC	AD	AE	AF
1	<div>Lowell Public Schools</div> <div>Presentation Budget</div> <div>2018-19</div>														
2															
3															
4															
5															
6															
7	GF = General Fund	FY 2017 Initially Approved Budget (GF)	FY 2017 Actual (GF)	FY 2018 Initially Approved Budget (GF)	FY 2018 Expected (GF)	FY18 FTE	FY 2019 General Fund Level Service	FY 2019 General Fund Including Changes	Revolving Funds/Grant Funds	FY 2019 Total Budget Level	FY 2019 Total Proposed Budget	Variance (Columns AB- AA)	FY19 FTE	FTE DIFF	Notes
657	7000: Capital Outlay														
658	Non-Personnel														
659															
660	Capital Improvements	\$150,000	\$80,217	\$100,000	\$100,000		\$0	\$0	\$100,000	\$100,000	\$100,000	\$0			a
661	Equipment Replacement	\$150,000	\$65,770	\$125,000	\$125,000		\$125,000	\$125,000	\$0	\$125,000	\$125,000	\$0			
662	Use of School Facilities Offset	-\$100,000	\$0	-\$100,000	-\$100,000		\$0	\$0		\$0	\$0	\$0			
663															
664	Total Non-Personnel:	\$200,000	\$145,987	\$125,000	\$125,000		\$125,000	\$125,000	\$100,000	\$225,000	\$225,000	\$0			
665	Notes:														
666	a: The Use of Facilities account will fund \$100,000 for the Capital Improvements for the District.														
667															
668	TOTAL:	\$200,000	\$145,987	\$125,000	\$125,000	0	\$125,000	\$125,000	\$100,000	\$225,000	\$225,000	\$0	0		

Approved: _____

	A	R	S	T	U	V	W	X	Z	AA	AB	AC	AD	AE	AF
1	<div>Lowell Public Schools</div> <div>Presentation Budget</div> <div>2018-19</div>														
2															
3															
4															
5															
6															
7	GF = General Fund	FY 2017 Initially Approved Budget (GF)	FY 2017 Actual (GF)	FY 2018 Initially Approved Budget (GF)	FY 2018 Expected (GF)	FY18 FTE	FY 2019 General Fund Level Service	FY 2019 General Fund Including Changes	Revolving Funds/Grant Funds	FY 2019 Total Budget Level	FY 2019 Total Proposed Budget	Variance (Columns AB- AA)	FY19 FTE	FTE DIFF	Notes
669	9000: Suspense Account														
670	Non-Personnel														
671															
672	School Committee Suspense	\$179,920	\$0	\$1,000,377	\$0		\$0	\$0	\$0	\$0	\$0	\$0			
673															
674		\$179,920	\$0	\$1,000,377	\$0		\$0	\$0	\$0	\$0	\$0	\$0			
675	Notes:														
676															
677	TOTAL:	\$179,920		\$1,000,377	\$0	0	\$0	\$0	\$0	\$0	\$0	\$0	0		
678	GRAND TOTAL	\$158,445,229	\$159,287,945	\$162,942,846	\$161,869,482	1885	\$168,683,268	\$165,522,325	\$16,066,636	\$184,748,145	\$181,587,202	-\$3,160,942	1841	-43	
679	ADJUSTMENT			-\$619,522											
680	TOTAL AFTER ADJUSTMENT			\$162,323,324											

Approved: _____

EXHIBIT 1

Lowell Public Schools
Reconciliation of Staffing Reductions/Additions
2018-19 Budget

	FY 18 FTE	FY 19 FTE	Deduct Change	Add Change
Enterprise Systems Engineer	1	0	-1	0
Database and Systems Administrator	0	1	1	0
PT Computer Repair Technician - LHS	0.5	0	-0.5	0
Part-Time Computer Repair Tech	1.5	1	-0.5	0
Student Database Administrator - K-12	1	0	-1	0
Assistant Network Manager	0	1	0	1
Director of Curriculum & Instruction - LHS	1	0	-1	0
Academic Chair - English	1	0	-1	0
Academic Chair - Mathematics	1	0	-1	0
Academic Chair - Science - LHS	1	0	-1	0
Academic Chair - Social Studies - LHS	1	0	-1	0
Division Chair - Humanities	0	1	0	1
Division Chair - STEM	0	1	0	1
Assistant Principals	19	21	0	2
Alternative School Principal- Cardinal	1	0	-1	0
School Clerks	40	36	-4	0
Pre-K Teachers	21	23	0	2
Elementary Classroom Teachers	265	266	0	1
Middle School Teachers	90	88	-2	0
Social Studies Teachers	44	43	-1	0
Mathematics Teachers	82	80	-2	0
English Teachers	86	78	-8	0
Foreign Language Teachers	17	16	-1	0
Art Teachers	30.5	29.5	-1	0
Instructional Technology Specialists	4	5	0	1
In-house Suspension	2	2	0	0
Instructional Specialist	17	16	-1	0
Special Education Teachers	208	212	0	4
Evaluation Team Chairpersons (ETC)	16	16	0	0
Paraprofessionals	181	174	-7	0
Library Aides	18	0	-18	0
Guidance Counselors	23	22	-1	0
Social Workers	41	40	-1	0
Transportation Manager	1	0	-1	0
Totals			-56	13

Lowell Public Schools
FY 2018-19 Staff Salary

Staff Positions
Listed by Position

First Name	Last Name	Account No.	FTE	Org No.	Position	School Location	Salary Budget
ANDRE	DESCOTEAUX	1100-512918	1	99341303	SCHOOL COMMITTEE	A001 - DISTRICTWIDE	\$12,000
JACQUELINE	DOHERTY	1100-512918	1	99341303	SCHOOL COMMITTEE	A001 - DISTRICTWIDE	\$12,000
ROBERT	HOEY	1100-512918	1	99341303	SCHOOL COMMITTEE	A001 - DISTRICTWIDE	\$12,000
DOMINIK	HOK LAY	1100-512918	1	99341303	SCHOOL COMMITTEE	A001 - DISTRICTWIDE	\$12,000
CONSTANCE	MARTIN	1100-512918	1	99341303	SCHOOL COMMITTEE	A001 - DISTRICTWIDE	\$12,000
GERARD	NUTTER	1100-512918	1	99341303	SCHOOL COMMITTEE	A001 - DISTRICTWIDE	\$12,000
			6				\$72,000

Lowell Public Schools
FY 2018-19 Staff Salary

Staff Positions
Listed by Position

First Name	Last Name	Account No.	FTE	Org No.	Position	School Location	Salary Budget
SALAH	KHELFAOUI	1200-512800	1	99341203	SUPERINTENDENT	T001 - ADMIN	\$199,225
JEANNINE	DURKIN	1200-512205	1	99341203	DEPUTY SUPRT/STUDNT SUPP SERV	T001 - ADMIN	\$157,075
ROBIN	DESMOND	1200-512901	1	99341203	ASST SPRTNDT CURRICULUM	T001 - ADMIN	\$154,500
GARY	FRISCH	1200-512204	1	99341203	ASST SPRTNDT FINANCE/OPERATIOI	T001 - ADMIN	\$154,500
VACANT	VACANT	1200-512971	1	99341203	DIRECTOR OF HR	T001 - ADMIN	\$95,476
			5				\$760,776

Lowell Public Schools
FY 2018-19 Staff Salary

Staff Positions
Listed by Position

First Name	Last Name	Account No.	FTE	Org No.	Position	School Location	Salary Budget
VACANT	VACANT	1400-512902	1	99341230	ASSISTANT BUSINESS MANAGER	T001 - ADMIN	\$99,500
APRIL	ROURKE	2300-512141	1	16040040	ASST HR DIRECTOR	T001 - ADMIN	\$83,240
ROBERT	MCLEOD	1400-512902	1	99341230	INTERNAL AUDITOR	T001 - ADMIN	\$62,364
JACLYN	KELLEHER-ROY	1400-512920	1	99341215	GRANT MANAGER SCHOOLS	T001 - ADMIN	\$71,407

Lowell Public Schools
FY 2018-19 Staff Salary

Staff Positions
Listed by Position

First Name	Last Name	Account No.	FTE	Org No.	Position	School Location	Salary Budget
KENNETH	NELSON	2450-512120	1	99311203	MANAGER OF ICTS	T070 - TECHNOLOGY	\$91,809
JAMES	FITZMEYER	2450-512917	1	99341201	NETWORK MANAGER	T070 - TECHNOLOGY	\$79,413
HANI	SALMAN	1400-520703	1	99341233	HELP DESK MANAGER	T070 - TECHNOLOGY	\$56,105
JOHN	OVERTON	2450-512917	1	99311202	DISTRICT WEBMASTER	T070 - TECHNOLOGY	\$68,825
DAVID	NEHME	2450-512917	1	99341201	MEDIA TECHNGY SUPRT LIAISON	T070 - TECHNOLOGY	\$63,529
THAN	OO	2450-512917	1	99341201	MEDIA TECHNGY SUPRT LIAISON	T070 - TECHNOLOGY	\$63,529
CHRIS	TRICOCHÉ	2450-512917	1	99341201	MEDIA TECHNGY SUPRT LIAISON	T070 - TECHNOLOGY	\$64,800
			3				\$191,857
GERALD	GOYETTE	1400-512917	1	99011207	COMPUTER REPAIR TECHNICIAN	T024 - LHS MAIN OFFICE	\$64,695
CAITLIN	CASSELLA	2300-512141	1	16410005	DATA ANALYST	T001 - ADMIN	\$46,822
KIM	LEW	2300-511000	1	16040040	DATA ANALYST	T001 - ADMIN	\$46,822
			2				\$93,645
MARK	LEW	1400-512970	1	99041205	SCHEDULER -LHS	T024 - LHS MAIN OFFICE	\$81,811
WEDEL	PAUL	1400-512140	1	99341201	DATABASE AND SYSTEMS ADMIN	T070 - TECHNOLOGY	\$88,443
VACANT	VACANT	2450-512917	1	99341201	ASSISTANT NETWORK MANAGER	T070 - TECHNOLOGY	\$67,469

Lowell Public Schools
FY 2018-19 Staff Salary

Staff Positions
Listed by Position

First Name	Last Name	Account No.	FTE	Org No.	Position	School Location	Salary Budget
KAREN	BREKALIS	1400-512902	1	99341230	ACCOUNT CLERK BUSINESS	T001 - ADMIN	\$46,368
BILLIE	CASEY	2300-511000	1	16110020	ACCOUNTING CLERK	T001 - ADMIN	\$48,649
NANCY	COTE	1400-512902	1	99341230	EXECUTIVE SECRETARY	T001 - ADMIN	\$55,923
THERESA	COUILLIARD	1400-512902	1	99341230	GENERAL OFFICE CLERK	T001 - ADMIN	\$48,180
RENEE	DAIGLE	1400-512902	1	99341207	SECRETARY SPECIAL ED	T001 - ADMIN	\$47,713
CAROL	GOODIN	1400-512902	1	99341207	GENERAL OFFICE CLERK	T001 - ADMIN	\$46,368
CYNTHIA	HIGGINS	2300-511000	1	99341207	ACCOUNT CLERK BUSINESS	T001 - ADMIN	\$48,180
DEBRA	JARVIS	1400-512902	1	99341230	EXECUTIVE SECRETARY	T001 - ADMIN	\$56,393
SARIN	KIM	1400-512902	1	99341207	GENERAL OFFICE CLERK	T001 - ADMIN	\$48,649
VACANT	VACANT	0000-511000	1	16790008	ACCOUNT CLERK BUSINESS	T001 - ADMIN	\$48,180
MARY	LAPOINTE	2300-511000	1	16110020	GENERAL OFFICE CLERK	T001 - ADMIN	\$48,180
PAMELA	MACQUARRIE	1400-512902	1	99341230	ACCOUNT CLERK BUSINESS	T001 - ADMIN	\$47,713
MEGAN	MANNING	1400-512902	1	99341230	ACCOUNT CLERK BUSINESS	T001 - ADMIN	\$46,368
MARIA	MARTINEZ	1400-512902	1	99341207	GENERAL OFFICE CLERK	T001 - ADMIN	\$48,649
ELIZABETH	MCLAUGHLIN	1400-512902	1	99341230	ACCOUNT CLERK BUSINESS	T001 - ADMIN	\$48,649
LYNN	MORAN	1400-512902	1	99341207	GENERAL OFFICE CLERK	T001 - ADMIN	\$48,180
MARIA	MORRISSETTE	1400-512902	1	99341230	ACCOUNTING CLERK	T001 - ADMIN	\$43,826
CHERYL	OBRIEN	1400-512902	1	99341207	SECRETARY SPECIAL ED	T001 - ADMIN	\$55,923
MINERVA	PALAZZO	1400-512902	1	99341230	CONFIDENTIAL SECRETARY	T001 - ADMIN	\$62,039
KARINA	RIVERA	2300-511000	1	99341207	ACCOUNT CLERK BUSINESS	T001 - ADMIN	\$45,012
PROHASVADDEY	ROS	1400-512902	1	99341230	GEN OFFICE CLERK-PARENT INFO O	T001 - ADMIN	\$48,649
MARTA	ROSARIO	1400-512902	1	99341230	ACCOUNT CLERK BUSINESS	T001 - ADMIN	\$48,649
VIRGINIA	RUIZ	1400-512902	1	99341207	GENERAL OFFICE CLERK	T001 - ADMIN	\$47,713
KELLY	RYAN	1400-512902	1	99341230	ACCOUNTING CLERK	T001 - ADMIN	\$48,649
ELSA	SANCHEZ	1400-512902	1	99341230	ACCOUNTING CLERK	T001 - ADMIN	\$48,180
MARY	SHEEHAN	1400-512902	1	99341230	EXECUTIVE SECRETARY DPTY SUPER	T001 - ADMIN	\$57,158
SHARON	SMITH	1400-512902	1	99341230	ACCOUNT CLERK BUSINESS	T001 - ADMIN	\$48,649
NANCY	SPLAINE	1400-512902	1	99341230	ACCOUNT CLERK BUSINESS	T001 - ADMIN	\$48,180
KAREN	LAGNAS	1400-512902	1	99341230	EXECUTIVE SECRETARY	T001 - ADMIN	\$53,783
VACANT	VACANT	1400-512902	1	99341230	ADDITIONAL HOURS	T001 -ADMIN	\$8,492
							\$1,447,247

Lowell Public Schools
FY 2018-19 Staff Salary

Staff Positions
Listed by Position

First Name	Last Name	Account No.	FTE	Org No.	Position	School Location	Salary Budget
JAMES	HALL	1400-512919	1	99341215	GENERAL COUNSEL	T001 - ADMIN	\$91,809
JANE	MOSHER-CANTY	2300-511200	1	16110020	STAFF COUNSEL FOR STUDENT SVCS	T001 - ADMIN	\$108,876
MICHAEL	ORTIZ	1400-512143	1	99341215	STAFF COUNSEL FOR STUDENT SVCS	T001 - ADMIN	\$108,876

Lowell Public Schools
FY 2018-19 Staff Salary

Staff Positions
Listed by Position

First Name	Last Name	Account No.	FTE	Org No.	Position	School Location	Salary Budget
STEPHEN	GERVAIS	2100-512109	1	99011603	ACADEMIC CHAIR - FOREIGN L.	S024 - LHS MAIN OFFICE	\$111,831
VACANT	VACANT	2100-512109	1	99011503	ACADEMIC CHAIR - HUMANITIES	S024 - LHS MAIN OFFICE	\$110,000
DAVID	LEZENSKI	3500-512115	.5	99031003	ACADEMIC CHAIR - PE	S024 - LHS MAIN OFFICE	\$58,835
SHONII	DIFRANCESCO	2100-512109	1	99020103	ACADEMIC CHAIR - SPED	S024 - LHS MAIN OFFICE	\$104,600
VACANT	VACANT	2100-512109	1	99013003	ACADEMIC CHAIR - STEM	S024 - LHS MAIN OFFICE	\$110,000
SHARON	CLARK	2100-512109	1	99011003	ACADEMIC CHAIR - FINE ARTS	S024 - LHS MAIN OFFICE	\$119,076

Lowell Public Schools
FY 2018-19 Staff Salary

Staff Positions
Listed by Position

First Name	Last Name	Account No.	FTE	Org No.	Position	School Location	Salary Budget
JENNIFER	MCCRISTAL	2100-512133	1	99320103	DIRECTOR OF SPECIAL ED	T001 - ADMIN	\$131,084
DONNA	MALUCCIO	2300-511200	1	16110020	ASSISTANT ADMIN-SPECIAL ED	T001 - ADMIN	\$107,799
JEFFREY	GWIAZDA	2350-512110	1	99312003	COORD OF MATH	T001 - ADMIN	\$109,287
MELISSA	NEWELL	2100-512119	1	99312904	COORD OF LANGUAGE ARTS	S001 - ADMIN	\$103,227
MARTHA	COHN	2100-512146	1	99313005	COORD OF SCIENCE	T001 - ADMIN	\$110,443
CAROLYN	ROCHELEAU-FEENEY	2300-511200	1	16820010	COORDINATOR OF SPECIAL PROGRA	T001 - ADMIN	\$112,319
PAUL	SCHLICHTMAN	2100-512110	1	99300004	COORD TESTING AND ASSESMENT	S001 - ADMIN	\$112,319
NAN	MURPHY	2100-512141	1	16040040	DIR OF ACCOUNTIBILITY	S001 - ADMIN	\$127,227

Lowell Public Schools
FY 2018-19 Staff Salary

Staff Positions
Listed by Position

First Name	Last Name	Account No.	FTE	Org No.	Position	School Location	Salary Budget
MARIANNE	BUSTEED	2200-512106	1	99010706	HEAD OF SCHOOL	T024 - LHS MAIN OFFICE	\$145,670
DEIDRE	HALEY	2200-512108	1	99010706	HIGH SCHOOL MASTER	S019 - LHS B	\$117,746
TIMOTHY	OKEEFE	2200-512108	1	99010706	HIGH SCHOOL MASTER	S022 - LHS D	\$113,463
DAVID	SLATTERY	2200-512108	1	99010706	HIGH SCHOOL MASTER	S023 - LHS E	\$116,590
MARIA	VEJAR-BORISON	2200-512108	1	99010706	HIGH SCHOOL MASTER	S020 - LHS C	\$120,873
			4				\$468,671
JILL	ROTHSCHILD	2200-512968	1	99030306	DIR FRESHMAN ACADEMY	S018 - LHS A	\$112,308
MICHELE	HARVEY	2200-512112	1	99030306	STUDENT SUPPORT SERVICES	S018 - LHS A	\$97,821

Lowell Public Schools
FY 2018-19 Staff Salary

Staff Positions
Listed by Position

	Last Name	Account No.	FTE	Org No.	Position	School Location	Salary Budget
KIMBERLEY	CLEMENTS	2200-512101	1	90241103	PRINCIPAL	S004 - BAILEY	\$125,514
PETER	HOLTZ	2200-512101	1	98341103	PRINCIPAL	S005 - BARTLETT	\$125,191
TERESA	SOARES-PENA	2200-512101	1	98441103	PRINCIPAL	S007 - BUTLER	\$120,660
WILLIAM	SKINNER	2200-512101	1	98541103	PRINCIPAL	S011 - DALEY JR HIGH	\$139,096
JAMES	NEARY	2200-512101	1	91541103	PRINCIPAL	S013 - GREENHALGE	\$123,109
WENDY	CROCKER-ROBERGE	2200-512101	1	91841103	PRINCIPAL	S014 - JOSEPH G. PYNE	\$126,328
RUBEN	CARMONA	2200-512101	1	92041103	PRINCIPAL	S025 - LINCOLN	\$125,227
DAVID	ANDERSON	2200-512101	1	97541103	PRINCIPAL	S026 - MCAULIFFE	\$112,867
MICHAEL	DUCHARME	2200-512101	1	91241103	PRINCIPAL	S027 - MCAVINNUE	\$112,868
ROBERTA	KEEFE	2200-512101	1	92741103	PRINCIPAL	S029 - MOODY ELEMENTARY	\$124,858
FREDERICK	MCOSKER	2200-512101	1	93041103	PRINCIPAL	S030 - MOREY	\$124,548
KEVIN	ANDRIOLO	2200-512101	1	98041103	PRINCIPAL	S031 - MURKLAND	\$112,867
MATHEW	MCLEAN	2200-512101	1	93641103	PRINCIPAL	S032 - PAWTUCKETVILLE	\$123,088
SEAN	CARABATSOS	2200-512101	1	94041103	PRINCIPAL	S033 - REILLY	\$121,344
VACANT	VACANT	2200-512101	1	98641103	PRINCIPAL	S035 - ROBINSON	\$138,614
JASON	MCCREVAN	2200-512101	1	98741103	PRINCIPAL	S036 - ROGERS	\$131,863
VACANT	VACANT	2200-512101	1	95041103	PRINCIPAL	S037 - SHAUGHNESSY	\$125,792
EDWARD	FOSTER	2200-512101	1	98841103	PRINCIPAL	S038 - SULLIVAN JR HIGH	\$128,775
MATTHEW	STAHL	2200-512101	1	98941103	PRINCIPAL	S042 - WANG	\$138,742
CHERYL	CUNNINGHAM	2200-512101	1	95541103	PRINCIPAL	S043 - WASHINGTON	\$126,035
JAMES	CARDACI	2200-512101	1	96041109	PRINCIPAL	S047 - STOKLOSA	\$117,991
VACANT	VACANT	2200-512101	0	90241103	PRINCIPAL MERIT	A001 - ADMIN	\$26,268
			21				\$2,651,645

Lowell Public Schools
FY 2018-19 Staff Salary

Staff Positions
Listed by Position

First Name	Last Name	Account No.	FTE	Org No.	Position	School Location	Salary Budget
MICHAEL	BANKS	2200-512102	1	98841103	ASSISTANT PRINCIPAL	S038 - SULLIVAN JR HIGH	\$117,746
ZACHARY	BEST	2200-512102	1	98441103	ASSISTANT PRINCIPAL	S007 - BUTLER	\$116,233
MEGHAN	BRANCO	2200-512102	1	93641103	ASSISTANT PRINCIPAL	S032 - PAWTUCKETVILLE	\$112,907
PATTI-JEAN	CORRENTE	2200-512102	1	97541103	ASSISTANT PRINCIPAL	S026 - MCAULIFFE	\$113,262
MICHAEL	DOMINA	2200-512102	1	91241103	ASSISTANT PRINCIPAL	S027 - MCAVINNUE	\$109,778
KAYLA	DORSEY	2200-512102	1	92041103	ASSISTANT PRINCIPAL	S025 - LINCOLN	\$106,650
ROBERT	DOYLE	2200-512102	1	98541103	ASSISTANT PRINCIPAL	S011 - DALEY JR HIGH	\$117,746
ROBERT	FITZGERALD	2200-512102	1	96041103	ASSISTANT PRINCIPAL	S047 - STOKLOSA	\$116,233
JEFFREY	HAINES	2200-512102	1	90241103	ASSISTANT PRINCIPAL	S004 - BAILEY	\$103,211
LORI	LANG	2200-512102	1	91841103	ASSISTANT PRINCIPAL	S014 - JOSEPH G. PYNE	\$108,866
DINA	MANCINI	2200-512102	1	98341103	ASSISTANT PRINCIPAL	S005 - BARTLETT	\$106,538
KATHLEEN	MCLAUGHLIN	2200-512102	1	98741103	ASSISTANT PRINCIPAL	S036 - ROGERS	\$119,716
ROGER	MORNEAU	2200-512102	1	98641103	ASSISTANT PRINCIPAL	S035 - ROBINSON	\$116,590
GREGORY	PASSERI	2200-512102	1	98941103	ASSISTANT PRINCIPAL	S042 - WANG	\$113,105
DENISE	PERRIN	2200-512102	1	98041103	ASSISTANT PRINCIPAL	S031 - MURKLAND	\$116,722
MAGALY	RONAN	2200-512102	1	91541103	ASSISTANT PRINCIPAL	S013 - GREENHALGE	\$113,262
VACANT	VACANT	2200-512102	1	94041103	ASSISTANT PRINCIPAL	S033 - REILLY	\$105,000
MAUREEN	WARD-NAULT	2200-512102	1	95041103	ASSISTANT PRINCIPAL	S037 - SHAUGHNESSY	\$113,262
KELIANN	WOODLOCK	2200-512102	1	93041103	ASSISTANT PRINCIPAL	S030 - MOREY	\$114,418
VACANT	VACANT	2200-512102	1	98741103	ASSISTANT PRINCIPAL	S036 - ROGERS	\$105,000
VACANT	VACANT	2200-512102	1	98841103	ASSISTANT PRINCIPAL	S038 - SULLIVAN JR HIGH	\$105,000
			21				\$2,351,244

Lowell Public Schools
FY 2018-19 Staff Salary

Staff Positions
Listed by Position

First Name	Last Name	Account No.	FTE	Org No.	Position	School Location	Salary Budget
FRANCISCO	VICENTE	2200-512110	1	91920104	ALT SCHOOL COORDINATOR	S015 - LAURA LEE	\$100,576
MEGAN	O'LOUGHLIN	2000-512110	1	92510603	ALT SCHOOL PRINCIPAL	S028 - MOLLOY	\$113,996
PATRICIA	CLARK-NOWOSWIAT	2200-512101	1	95441103	ALT SCHOOL COORDINATOR	S048 - CREST	\$112,283
CAROLYN	CUNEO	2300-511200	1	16110020	ALT SCHOOL COORDINATOR	S016 - LEBLANC	\$106,257
ELLEN	SPIEGEL	2100-512110	1	99210609	ALT SCHOOL PRINCIPAL	T050 - BRIDGE	\$117,205
KALI	GEDDES	2800-512135	1	99228103	ASST/LEAD SOCIAL WORKER	S006 - BRIDGE	\$87,597
LAUREN	CAMPION	2000-511000	1	16740005	COMMUNITY SCH PROG MANGR	S028 - MOLLOY	\$83,240

Lowell Public Schools
FY 2018-19 Staff Salary

Staff Positions
Listed by Position

First Name	Last Name	Account No.	FTE	Org No.	Position	School Location	Salary Budget
NANCY	FISETTE	2200-512902	1	99241103	SCHOOL CLERK	A001 - BRIDGE	\$58,711
DONNA	PELTON	2200-512902	1	90141103	SCHOOL CLERK	T009 - CARDINAL O'CONNEL	\$43,542
GLADYS	MARRERO	0000-511000	1	15400008	SCHOOL CLERK	T002 - ADULT EDUCATION	\$48,180
ALICE	MCLAUGHLIN	2200-512902	1	90241103	SCHOOL CLERK	T004 - BAILEY	\$44,004
KAREN	JOSLYN	2200-512902	1	98341103	SCHOOL CLERK	T005 - BARTLETT	\$43,079
NANCY	MCCLUSKEY	2200-512902	1	98441103	SCHOOL CLERK	T007 - BUTLER	\$40,379
JUDITH	GEOFFROY	2200-512902	1	98541103	SCHOOL CLERK	T011 - DALEY JR HIGH	\$44,004
DONNA	ST LAURENT	2200-512902	1	91541103	SCHOOL CLERK	T013 - GREENHALGE	\$44,004
JOY	SOROTA	2200-512902	1	91841103	SCHOOL CLERK	T014 - JOSEPH G. PYNE	\$39,198
TAMMY	MCGLAUFILIN	2200-512902	1	91941103	SCHOOL CLERK	T015 - LAURA LEE	\$43,079
JENNIFER	LENZI	2200-512902	1	93541103	SCHOOL CLERK	T016 - LEBLANC	\$39,198
MARY LOU	BOUCHER	2200-512902	1	99041103	SCHOOL CLERK	T024 - LHS MAIN OFFICE	\$48,180
BRENDA	DEANGELIS	2200-512902	1	99041103	SCHOOL CLERK	T024 - LHS MAIN OFFICE	\$44,004
JACQUELINE	DOLAN	2200-512902	1	99041103	SCHOOL CLERK	T024 - LHS MAIN OFFICE	\$43,079
SUSAN	FRANCISCO	2200-512902	1	99041103	SECRETARY HEAD OF SCHOOL	T024 - LHS MAIN OFFICE	\$56,393
JOAN	MARAIS	2200-512902	1	99041103	SCHOOL CLERK	T024 - LHS MAIN OFFICE	\$48,180
LAURIE	MCANESPIE	2200-512902	1	99041103	SCHOOL CLERK	T024 - LHS MAIN OFFICE	\$43,079
PATRICIA	NOONAN	2200-512902	1	99041103	SCHOOL CLERK	T024 - LHS MAIN OFFICE	\$48,649
CENCILLIA	OBIKA	2200-512902	1	99041103	SCHOOL CLERK	T024 - LHS MAIN OFFICE	\$43,542
KATHLEEN	PROVENCHER	2200-512902	1	99041103	SCHOOL CLERK	T024 - LHS MAIN OFFICE	\$47,713
CHARLENE	SHATTUCK	2200-512902	1	99041103	SCHOOL CLERK	T024 - LHS MAIN OFFICE	\$48,180
SHEILA	SOUSA	2200-512902	1	99041103	SCHOOL CLERK	T024 - LHS MAIN OFFICE	\$44,004
MARIA	TELLADO-PEREZ	2200-512902	1	99041103	SCHOOL CLERK	T024 - LHS MAIN OFFICE	\$40,379
VACANT	VACANT	2200-512902	-2	99041103	SCHOOL CLERK	T024 - LHS MAIN OFFICE	-\$86,158
KATHLEEN	CARRABIS	2200-512902	1	92041103	SCHOOL CLERK	T025 - LINCOLN	\$39,198
LINDA	THOMPSON	2200-512902	1	97541103	SCHOOL CLERK	T026 - MCAULIFFE	\$44,004
NANCY	NUNEZ	2200-512902	1	91241103	SCHOOL CLERK	T027 - MCAVINNUE	\$43,079
SHEILA	STURTEVANT	2200-512902	1	92541105	SCHOOL CLERK	T028 - CAREER ACADEMY	\$43,079
GENEVIEVE	PARASOLE	2200-512902	1	92741103	SCHOOL CLERK	T029 - MOODY ELEMENTARY	\$44,004
LISA	CROWLEY	2200-512902	1	93041103	SCHOOL CLERK	T030 - MOREY	\$43,079

Lowell Public Schools
FY 2018-19 Staff Salary

Staff Positions
Listed by Position

First Name	Last Name	Account No.	FTE	Org No.	Position	School Location	Salary Budget
DEBORAH	CARNEY	2200-512902	1	98041103	SCHOOL CLERK	T031 - MURKLAND	\$43,079
ANDREA	WOLFE	2200-512902	1	93641103	SCHOOL CLERK	T032 - PAWTUCKETVILLE	\$43,542
CARLA	COUILLIARD	2200-512902	1	94041103	SCHOOL CLERK	T033 - REILLY	\$43,079
MAUREEN	SOUZA	2200-512902	1	98641103	SCHOOL CLERK	T035 - ROBINSON	\$44,004
MEGAN	AMES	2200-512902	1	98741103	SCHOOL CLERK	T036 - ROGERS	\$43,079
LINA	FARIA	2200-512902	1	95041103	SCHOOL CLERK	T037 - SHAUGHNESSY	\$43,542
ENID	DECASTRO	2200-512902	1	98841103	SCHOOL CLERK	T038 - SULLIVAN JR HIGH	\$43,079
OMAYRA	MARCANO OFARRILL	2200-512902	1	98941103	SCHOOL CLERK	T042 - WANG	\$43,079
CATHERINE	NOLAN	2200-512902	1	95541103	SCHOOL CLERK	T043 - WASHINGTON	\$44,004
MILEENA	PRONH	2200-512902	1	96041109	SCHOOL CLERK	T047 - STOKLOSA	\$39,198
WEDNESDAY	ZYLA	2200-512902	1	95441103	SCHOOL CLERK	T048 - CREST	\$43,542
			38				\$1,686,277

Lowell Public Schools
FY 2018-19 Staff Salary

Staff Positions
Listed by Position

First Name	Last Name	Account No.	FTE	Org No.	Position	School Location	Salary Budget
MICHELLE	CALLAHAN	2200-512207	1	99041006	BURSAR/FINANCE SPECIALIST	T024 - LHS MAIN OFFICE	\$48,225
			1				\$48,225

Lowell Public Schools
FY 2018-19 Staff Salary

Staff Positions
Listed by Position

First Name	Last Name	Account No.	FTE	Org No.	Position	School Location	Salary Budget
DONNA	COTE	2300-512903	1	90210903	Teacher-Preschool	S004 - BAILEY	\$81,381
TUNDE	BOI	2300-512903	1	98310903	Teacher-Preschool	S005 - BARTLETT	\$70,396
MARIA	FABERY	2300-512903	1	98310903	Teacher-Preschool	S005 - BARTLETT	\$86,150
LORI	CONLON	2300-512903	1	91510903	Teacher-Preschool	S013 - GREENHALGE	\$70,764
ERIN	HART	2300-512903	1	91510903	Teacher-Preschool	S013 - GREENHALGE	\$83,776
SOVANNAVY	LIM	2300-512903	1	91810903	Teacher-Preschool	S014 - JOSEPH G. PYNE	\$90,340
TRICIA	DOLAN	2300-512903	1	92010903	Teacher-Preschool	S025 - LINCOLN	\$79,838
JESSICA	FRASER	2300-512903	1	92010903	Teacher-Preschool	S025 - LINCOLN	\$79,838
KATHLEEN	DOWLING	2300-512903	1	97510903	Teacher-Preschool	S026 - MCAULIFFE	\$79,838
JULIE	GORDON	2300-512903	1	97510903	Teacher-Preschool	S026 - MCAULIFFE	\$84,556
ANNE-MARIE	HISLOP	2300-512903	1	91210903	Teacher-Preschool	S027 - MCAVINNUE	\$83,776
LYNN	MCKELVIE	2300-512903	1	93010901	Teacher-Preschool	S030 - MOREY	\$84,556
CHRISTINE	VEIGA	2300-512903	1	93010901	Teacher-Preschool	S030 - MOREY	\$79,400
SARAH	BOWLEN	2300-512903	1	98010903	Teacher-Preschool	S031 - MURKLAND	\$84,556
JULIE	DEMATTEIS	2300-512903	1	98010903	Teacher-Preschool	S031 - MURKLAND	\$79,838
TRACY	GENEST	2300-512903	1	93610803	Teacher-Preschool	S032 - PAWTUCKETVILLE	\$81,381
LESLEY	BYRNE	2300-512958	1	98710603	Teacher-Preschool	S200 PRE-K CENTER	\$94,742
KATHLEEN	MARTINEAU	2300-512903	1	98710617	Teacher-Preschool	S200 PRE-K CENTER	\$89,589
SHANNON	GREEN	2300-512903	1	95010903	Teacher-Preschool	S037 - SHAUGHNESSY	\$86,150
LISA	HOGAN	2300-512903	1	92710106	Teacher-Preschool	S200 PRE-K CENTER	\$78,071
MILES	KARA	2300-512903	1	92710903	Teacher-Preschool	S200 PRE-K CENTER	\$49,626
KARA	LAMOUREUX	2300-512903	1	92710903	Teacher-Preschool	S200 PRE-K CENTER	\$79,838
CATHERINE	FALLON	2300-512903	1	95510903	Teacher-Preschool	S043 - WASHINGTON	\$79,400
			23				\$1,857,800

Lowell Public Schools
FY 2018-19 Staff Salary

Staff Positions
Listed by Position

First Name	Last Name	Account No.	FTE	Org No.	Position	School Location	Salary Budget
TIFFANY	BERNARD	2300-512903	1	90210803	Teacher-Elementary	S004 - BAILEY	\$84,636
TARA	COLE	2300-512903	1	90210803	Teacher-Elementary	S004 - BAILEY	\$84,556
MELISSA	DEARTH-GAUDET	2300-512903	1	90210103	Teacher-Elementary	S004 - BAILEY	\$79,838
CATHY	DEVLIN	2300-512903	1	90210103	Teacher-Elementary	S004 - BAILEY	\$81,806
GEORGIANA	DOUCETTE	2300-512903	1	90210103	Teacher-Elementary	S004 - BAILEY	\$83,776
HOPE	EACRETT	2300-512903	1	90210106	Teacher-Elementary	S004 - BAILEY	\$68,107
NAOMI	FENDELL	2300-512903	1	90210103	Teacher-Elementary	S004 - BAILEY	\$71,175
MARIANNE	FIOCCA-STERN	2300-512903	1	90210103	Teacher-Elementary	S004 - BAILEY	\$85,247
CHRISTINE	FURNESS	2300-512903	1	90210103	Teacher-Elementary	S004 - BAILEY	\$85,247
DEBORAH	GELARDERES	2300-512903	1	90210103	Teacher-Elementary	S004 - BAILEY	\$89,962
CARLENE	HACKETT	2300-512903	1	90210103	Teacher-Elementary	S004 - BAILEY	\$81,510
BETHANY	KEOHANE	2300-512903	1	90210103	Teacher-Elementary	S004 - BAILEY	\$88,372
EMILY	LABRECQUE	2300-512903	1	90210103	Teacher-Elementary	S004 - BAILEY	\$85,247
THERESA	LARGENTON	2300-512903	1	90210103	Teacher-Elementary	S004 - BAILEY	\$89,589
BRIDGET	MORSE	2300-512903	1	90210103	Teacher-Elementary	S004 - BAILEY	\$78,852
KIM	PEIRCE	2300-512903	1	90210103	Teacher-Elementary	S004 - BAILEY	\$83,776
ABBIE	REYNOLDS-GARCIA	2300-512903	1	90210803	Teacher-Elementary	S004 - BAILEY	\$90,340
ANN MARIE	RINDO	2300-512903	1	90210103	Teacher-Elementary	S004 - BAILEY	\$91,617
LINDA	TUDRYN	2300-512903	1	90210103	Teacher-Elementary	S004 - BAILEY	\$85,247
DANIELLE	WRIGHT	2300-512903	1	90210803	Teacher-Elementary	S004 - BAILEY	\$79,838
KATHRYN	BUTLER	2300-512903	1	98310103	Teacher-Elementary	S005 - BARTLETT	\$73,833
VALERIE	DANEAU	2300-512903	1	98310603	Teacher-Elementary	S005 - BARTLETT	\$80,620
JO ANNE	DOWNING	2300-512903	1	98310603	Teacher-Elementary	S005 - BARTLETT	\$85,247
SOVANN-THIDA	LOEUNG	2300-512903	1	98310803	Teacher-Elementary	S005 - BARTLETT	\$86,150
DIANE	MACLEAN	2300-512903	1	98310103	Teacher-Elementary	S005 - BARTLETT	\$87,215
JANET	MURPHY	2300-512903	1	98310803	Teacher-Elementary	S005 - BARTLETT	\$91,617
LISA	NOEL	2300-512903	1	98310103	Teacher-Elementary	S005 - BARTLETT	\$85,247
SARAH	ROSS	2300-512903	1	98310103	Teacher-Elementary	S005 - BARTLETT	\$74,234
ELIZABETH	TRUDEL	2300-512903	1	98310103	Teacher-Elementary	S005 - BARTLETT	\$88,372
MELISSA	ZORBAS	2300-512903	1	98310103	Teacher-Elementary	S005 - BARTLETT	\$83,776

Lowell Public Schools
FY 2018-19 Staff Salary

Staff Positions
Listed by Position

First Name	Last Name	Account No.	FTE	Org No.	Position	School Location	Salary Budget
JENNIFER	MACHADO	2300-512903	1	91510103	Teacher-Elementary	S013 - GREENHALGE	\$81,806
DANIELLE	BARIBEAULT	2300-512903	1	91510803	Teacher-Elementary	S013 - GREENHALGE	\$67,325
MARCHINO	CAITLYN	2300-512903	1	91510103	Teacher-Elementary	S013 - GREENHALGE	\$49,626
SUSAN	CAPPELLINI	2300-512903	1	91510103	Teacher-Elementary	S013 - GREENHALGE	\$79,400
CARRIE	CRONIN	2300-512903	1	91510103	Teacher-Elementary	S013 - GREENHALGE	\$79,838
ELIZABETH	DESCHENEUX	2300-512903	1	91510903	Teacher-Elementary	S013 - GREENHALGE	\$74,234
KATIE	DILLON	2300-512903	1	91510803	Teacher-Elementary	S013 - GREENHALGE	\$69,858
KATIE	DOHERTY	2300-512903	1	91510103	Teacher-Elementary	S013 - GREENHALGE	\$74,234
HOLLY	DONOVAN	2300-512903	1	91510103	Teacher-Elementary	S013 - GREENHALGE	\$78,071
PAULA	DWIRE	2300-512903	1	91510103	Teacher-Elementary	S013 - GREENHALGE	\$80,620
ANDREA	GRIER	2300-512903	1	91510803	Teacher-Elementary	S013 - GREENHALGE	\$67,325
DELUCIA	HEATHER	2300-512903	1	91510103	Teacher-Elementary	S013 - GREENHALGE	\$53,486
MOSCHETTI	KAYLA	2300-512903	1	91510103	Teacher-Elementary	S013 - GREENHALGE	\$49,626
AMANDA	MARTIN	2300-512903	1	91510103	Teacher-Elementary	S013 - GREENHALGE	\$80,620
LAUREN	O'DONNELL	2300-512903	1	91510103	Teacher-Elementary	S013 - GREENHALGE	\$74,234
EMILY	SAVASTANO	2300-512903	1	91510103	Teacher-Elementary	S013 - GREENHALGE	\$74,234
TARYN	TERWILLIGER	2300-512903	1	91510803	Teacher-Elementary	S013 - GREENHALGE	\$79,838
PARKHURST	TRACY	2300-512903	1	91510103	Teacher-Elementary	S013 - GREENHALGE	\$70,396
LAUREN	TROMBLY	2300-512903	1	91510103	Teacher-Elementary	S013 - GREENHALGE	\$79,838
PAIGE	VILLANO	2300-512903	1	91510103	Teacher-Elementary	S013 - GREENHALGE	\$70,396
VACANT	VACANT	2300-512903	1	91810103	Teacher-Elementary	S014 - JOSEPH G. PYNE	\$60,000
LAURA	BONFANTI	2300-512903	1	91810803	Teacher-Elementary	S014 - JOSEPH G. PYNE	\$81,806
TAMMY	CONNORS	2300-512903	1	91810103	Teacher-Elementary	S014 - JOSEPH G. PYNE	\$80,620
CARA	FARIA	2300-512903	1	91810803	Teacher-Elementary	S014 - JOSEPH G. PYNE	\$53,486
BONNIE	GRENIER ROSE	2300-512903	1	91810103	Teacher-Elementary	S014 - JOSEPH G. PYNE	\$86,930
GAY	KRISTEN	2300-512903	1	91810103	Teacher-Elementary	S014 - JOSEPH G. PYNE	\$49,626
SARAH	LIVINGSTON	2300-512903	1	91810103	Teacher-Elementary	S014 - JOSEPH G. PYNE	\$70,396
ANTHE	PANAGOPOULOS	2300-512903	1	91810103	Teacher-Elementary	S014 - JOSEPH G. PYNE	\$51,483
MATTHEW	PUTNAM	2300-512903	1	91810103	Teacher-Elementary	S014 - JOSEPH G. PYNE	\$66,020
JANEL	RAUTENBERG	2300-512903	1	91810103	Teacher-Elementary	S014 - JOSEPH G. PYNE	\$59,881

Lowell Public Schools
FY 2018-19 Staff Salary

Staff Positions
Listed by Position

First Name	Last Name	Account No.	FTE	Org No.	Position	School Location	Salary Budget
CATHERINE	BREEN	2300-512903	1	92010103	Teacher-Elementary	S025 - LINCOLN	\$86,930
KATHERINE	CATANZANO	2300-512903	1	92010103	Teacher-Elementary	S025 - LINCOLN	\$86,402
SOPHIA	CHIN-CHAP	2300-512903	1	92010103	Teacher-Elementary	S025 - LINCOLN	\$86,930
KATHERINE	DEGUGLIELMO	2300-512903	1	92010803	Teacher-Kindergarten	S025 - LINCOLN	\$57,861
MELISSA	EBERIEL	2300-512903	1	92010103	Teacher-Elementary	S025 - LINCOLN	\$79,838
ALYSSA	GILMAN	2300-512903	1	92010103	Teacher-Elementary	S025 - LINCOLN	\$84,556
JULIE	GOULD	2300-512903	1	92010103	Teacher-Elementary	S025 - LINCOLN	\$82,589
ERIN	KELLY	2300-512903	1	92010803	Teacher-Elementary	S025 - LINCOLN	\$79,838
MARGARET	KRUG	2300-512903	1	92010103	Teacher-Elementary	S025 - LINCOLN	\$62,070
DEVON	MELLO	2300-512903	1	92010103	Teacher-Elementary	S025 - LINCOLN	\$59,881
SHARON	PERRY	2300-512903	1	92010103	Teacher-Elementary	S025 - LINCOLN	\$83,802
ANDREA	REGINA	2300-512903	1	92010103	Teacher-Elementary	S025 - LINCOLN	\$81,510
AMANDA	ROSADO	2300-512903	1	92010103	Teacher-Elementary	S025 - LINCOLN	\$83,776
BETH	ROYLOS	2300-512903	1	92010803	Teacher-Elementary	S025 - LINCOLN	\$83,776
CLAIRE	RYAN	2300-512903	1	92010103	Teacher-Elementary	S025 - LINCOLN	\$73,833
MARCELLA	TRAINOR	2300-512903	1	92010103	Teacher-Elementary	S025 - LINCOLN	\$67,325
VACANT	VACANT	2300-512903	1	92010803	Teacher-Elementary	S025 - LINCOLN	\$60,000
REBECCA	WICKENS	2300-512903	1	92010103	Teacher-Elementary	S025 - LINCOLN	\$56,551
JEANANN	WILLIAMS	2300-512903	1	92010103	Teacher-Elementary	S025 - LINCOLN	\$75,461
TARA	BEDARD	2300-512903	1	97510103	Teacher-Elementary	S026 - MCAULIFFE	\$84,556
CARL	BOWDEN	2300-512903	1	97510103	Teacher-Elementary	S026 - MCAULIFFE	\$75,461
BARBARA	BURGESS	2300-512903	1	97510803	Teacher-Elementary	S026 - MCAULIFFE	\$75,461
VIVIEN	COLON LEBRON	2300-512903	1	97510103	Teacher-Elementary	S026 - MCAULIFFE	\$85,247
LELA	DAVIS	2300-512903	1	97510103	Teacher-Elementary	S026 - MCAULIFFE	\$78,071
MARY ELLEN	DEBASITIS	2300-512903	1	97510803	Teacher-Elementary	S026 - MCAULIFFE	\$87,215
MADELINE	FEBO	2300-512903	1	97510103	Teacher-Elementary	S026 - MCAULIFFE	\$86,150
JOSHUA	FERNANDEZ	2300-512903	1	97510103	Teacher-Elementary	S026 - MCAULIFFE	\$79,838
SHERRY	FULTON	2300-512903	1	97510803	Teacher-Elementary	S026 - MCAULIFFE	\$88,178
SARAH	JOHNSON	2300-512903	1	97510103	Teacher-Elementary	S026 - MCAULIFFE	\$60,928
PATRICIA	KELSEY	2300-512903	1	97510103	Teacher-Elementary	S026 - MCAULIFFE	\$80,620

Lowell Public Schools
FY 2018-19 Staff Salary

Staff Positions
Listed by Position

First Name	Last Name	Account No.	FTE	Org No.	Position	School Location	Salary Budget
AUDREY	LEVIN	2300-512903	1	97510103	Teacher-Elementary	S026 - MCAULIFFE	\$67,325
JESSICA	MARKEY	2300-512903	1	97510103	Teacher-Elementary	S026 - MCAULIFFE	\$79,838
KERRIE	MCGAFFIGAN	2300-512903	1	97510103	Teacher-Elementary	S026 - MCAULIFFE	\$81,806
ELLEN	MCHUGH	2300-512903	1	97510103	Teacher-Elementary	S026 - MCAULIFFE	\$79,400
JENNIFER	SILVESTRI	2300-512903	1	97510106	Teacher-Elementary	S026 - MCAULIFFE	\$66,020
CHRISTINE	SWEENEY	2300-512903	1	97510803	Teacher-Elementary	S026 - MCAULIFFE	\$82,589
LEIGHA	THERIAULT	2300-512903	1	97510103	Teacher-Elementary	S026 - MCAULIFFE	\$75,461
SOPHEAR	UONG	2300-512903	1	97510103	Teacher-Elementary	S026 - MCAULIFFE	\$81,381
KRISTIN	WADE	2300-512903	1	97510106	Teacher-Elementary	S026 - MCAULIFFE	\$79,838
ERIN	ABRAMS	2300-512903	1	91210103	Teacher-Elementary	S027 - MCAVINNUE	\$84,556
KATE	BURGESS-MACINTOSH	2300-512903	1	91210103	Teacher-Elementary	S027 - MCAVINNUE	\$64,425
KAITLIN	CHANDONNET-RYDER	2300-512903	1	91212003	Teacher-Elementary	S027 - MCAVINNUE	\$84,843
MICHAEL	COTTA	2300-512903	1	91210103	Teacher-Elementary	S027 - MCAVINNUE	\$67,325
CHERYL	DEYLE	2300-512903	1	91210103	Teacher-Elementary	S027 - MCAVINNUE	\$88,178
KARA	FIGUEIREDO	2300-512903	1	91210103	Teacher-Elementary	S027 - MCAVINNUE	\$70,396
MARIBEL	GERVAIS	2300-512903	1	91210103	Teacher-Elementary	S027 - MCAVINNUE	\$89,589
JULIE	GILLIS	2300-512903	1	91210103	Teacher-Elementary	S027 - MCAVINNUE	\$56,551
NANGLE	KATIE	2300-512903	1	91210103	Teacher-Elementary	S027 - MCAVINNUE	\$49,626
GWENYTH	LAWRENSON	2300-512903	1	91210103	Teacher-Elementary	S027 - MCAVINNUE	\$80,620
CYNTHIA	LEWIS	2300-512903	1	91210803	Teacher-Elementary	S027 - MCAVINNUE	\$81,806
MARY	LYNCH	2300-512903	1	91210103	Teacher-Elementary	S027 - MCAVINNUE	\$85,247
JESSICA	MAKUMBI	2300-512903	1	91210103	Teacher-Elementary	S027 - MCAVINNUE	\$64,255
FELISHA	MARTINEAU	2300-512903	1	91210803	Teacher-Elementary	S027 - MCAVINNUE	\$74,234
CROWLEY	NOREEN	2300-512402	1	99310103	Teacher-Elementary	S027 - MCAVINNUE	\$49,626
CHRISTINA	PATTERSON	2300-512903	1	91210803	Teacher-Elementary	S027 - MCAVINNUE	\$81,806
JULIANNE	SHERWOOD	2300-512903	1	91210103	Teacher-Elementary	S027 - MCAVINNUE	\$79,838
LAWLOR	SUZANNE	2300-512903	1	91210803	Teacher-Elementary	S027 - MCAVINNUE	\$74,234
TARYN	THOMPSON	2300-512903	1	91210103	Teacher-Elementary	S027 - MCAVINNUE	\$83,277
MICHELLE	WAGNER	2300-512903	1	91210103	Teacher-Elementary	S027 - MCAVINNUE	\$73,695
AMY	COSTELLO	2300-512903	1	92710103	Teacher-Elementary	S029 - MOODY ELEMENTARY	\$70,396

Lowell Public Schools
FY 2018-19 Staff Salary

Staff Positions
Listed by Position

First Name	Last Name	Account No.	FTE	Org No.	Position	School Location	Salary Budget
SARAH	DONOVAN	2300-512903	1	92710103	Teacher-Elementary	S029 - MOODY ELEMENTARY	\$80,620
JANICE	FLYNN	2300-512903	1	92710103	Teacher-Elementary	S029 - MOODY ELEMENTARY	\$81,381
SHELAGH	GALLAGHER	2300-512903	1	92710803	Teacher-Elementary	S029 - MOODY ELEMENTARY	\$59,881
STEVEN	IBARGUEN	2300-512903	1	92710103	Teacher-Elementary	S029 - MOODY ELEMENTARY	\$84,556
LISA	KLOBUCHER	2300-512903	1	92710103	Teacher-Elementary	S029 - MOODY ELEMENTARY	\$79,838
VACANT	VACANT	2300-512903	1	92710103	Teacher-Elementary	S029 - MOODY ELEMENTARY	\$60,000
MARTHA	REYNOLDS	2300-512903	1	92710103	Teacher-Elementary	S029 - MOODY ELEMENTARY	\$81,381
PRISCILLA	SCANNELL	2300-512903	1	92710103	Teacher-Elementary	S029 - MOODY ELEMENTARY	\$71,175
FATIMA	DE SOUSA	2300-512903	1	92710803	Teacher-Elementary	S029 - MOODY ELEMENTARY	\$81,806
MARY KATE	AMOS	2300-512903	1	93010103	Teacher-Elementary	S030 - MOREY	\$79,838
BETH	ARMSTRONG	2300-512903	1	93010103	Teacher-Elementary	S030 - MOREY	\$90,340
ANNE	CONANT	2300-512903	1	93010103	Teacher-Elementary	S030 - MOREY	\$90,340
LIZETTE	CROWLEY	2300-512903	1	93010103	Teacher-Elementary	S030 - MOREY	\$90,340
KATHLEEN	FLAHERTY	2300-512903	1	93010103	Teacher-Elementary	S030 - MOREY	\$88,372
CASSANDRA	FLOOR	2300-512903	1	93010103	Teacher-Elementary	S030 - MOREY	\$73,695
LOIS	GORDON	2300-512903	1	93010103	Teacher-Elementary	S030 - MOREY	\$81,381
LEANNE	KELLY	2300-512903	1	93010103	Teacher-Elementary	S030 - MOREY	\$79,838
DEBORAH	KOHR	2300-512903	1	93010803	Teacher-Kindergarten	S030 - MOREY	\$86,402
CATHERINE	LAROCQUE	2300-512903	1	93010803	Teacher-Kindergarten	S030 - MOREY	\$74,234
TARA	LOOMIS	2300-512903	1	93010803	Teacher-Kindergarten	S030 - MOREY	\$75,461
MARCIE	MACKWELL	2300-512903	1	93010103	Teacher-Elementary	S030 - MOREY	\$84,556
ANASTASIA	MAHONEY	2300-512903	1	93010103	Teacher-Elementary	S030 - MOREY	\$89,589
SANDRA	PIANTAGGINI	2300-512903	1	93010103	Teacher-Elementary	S030 - MOREY	\$89,589
DANIELLE	SAVOIE	2300-512903	1	93010803	Teacher-Kindergarten	S030 - MOREY	\$83,776
KATHERINE	SPELLISSY	2300-512903	1	93010103	Teacher-Elementary	S030 - MOREY	\$80,620
KERIANN	UNGER	2300-512903	1	93010803	Teacher-Elementary	S030 - MOREY	\$79,838
SUSAN	UVANNI	2300-512903	1	93010103	Teacher-Elementary	S030 - MOREY	\$90,340
RACHEL	VEILLEUX	2300-512903	1	93010103	Teacher-Elementary	S030 - MOREY	\$82,589
AMY	VOGEL	2300-512903	1	93010103	Teacher-Elementary	S030 - MOREY	\$83,776
MURPHY	AARON	2300-512903	1	98010103	Teacher-Elementary	S031 - MURKLAND	\$70,396

Lowell Public Schools
FY 2018-19 Staff Salary

Staff Positions
Listed by Position

First Name	Last Name	Account No.	FTE	Org No.	Position	School Location	Salary Budget
SOPHIA	ARGUOYAN	2300-512903	1	98010103	Teacher-Elementary	S031 - MURKLAND	\$87,215
COLLEEN	BROWN	2300-512903	1	98010103	Teacher-Elementary	S031 - MURKLAND	\$89,589
MELISSA	CORREIA	2300-512903	1	98010103	Teacher-Elementary	S031 - MURKLAND	\$80,620
JESSICA	GENNINGER	2300-512903	1	98010803	Teacher-Elementary	S031 - MURKLAND	\$70,396
ARTEMIS	GOOR	2300-512903	1	98010103	Teacher-Elementary	S031 - MURKLAND	\$87,215
KATHERINE	HA	2300-512903	1	98010103	Teacher-Elementary	S031 - MURKLAND	\$82,589
MOYNIHAN	JENNIFER	2300-512903	1	98010103	Teacher-Elementary	S031 - MURKLAND	\$53,486
ELLEN	JOHNSTON	2300-512903	1	98010103	Teacher-Elementary	S031 - MURKLAND	\$80,620
CHRISTINE	KEENAN	2300-512903	1	98010103	Teacher-Elementary	S031 - MURKLAND	\$64,255
KOPICKO	KIM	2300-512903	1	98010103	Teacher-Elementary	S031 - MURKLAND	\$71,175
KRISTEN	LANIER	2300-512903	1	98010803	Teacher-Elementary	S031 - MURKLAND	\$70,396
HILLARY	MILLETT	2300-512903	1	98010803	Teacher-Kindergarten	S031 - MURKLAND	\$56,551
ERIN	QUEALY	2300-512903	1	98010103	Teacher-Elementary	S031 - MURKLAND	\$78,852
DANIELLE	QUINLAN	2300-512903	1	98010103	Teacher-Elementary	S031 - MURKLAND	\$78,071
LINDSAY	SERPE	2300-512903	1	98010103	Teacher-Elementary	S031 - MURKLAND	\$70,396
NANCY	VEGLIATI	2300-512903	1	98010803	Teacher-Elementary	S031 - MURKLAND	\$73,695
DORNA	WALSH	2300-512903	1	98010803	Teacher-Elementary	S031 - MURKLAND	\$88,959
KATELYN	WALSH	2300-512903	1	98010103	Teacher-Elementary	S031 - MURKLAND	\$78,852
APRIL	WATTS	2300-512903	1	98010103	Teacher-Elementary	S031 - MURKLAND	\$85,247
CATHERINE	BERNIER	2300-512903	1	93610103	Teacher-Elementary	S032 - PAWTUCKETVILLE	\$80,620
KIMBERLY	BONFILIO	2300-512903	1	93610103	Teacher-Elementary	S032 - PAWTUCKETVILLE	\$88,372
DALE	BURNS	2300-512903	1	93610103	Teacher-Elementary	S032 - PAWTUCKETVILLE	\$79,838
TARA	CALLAHAN	2300-512903	1	93610103	Teacher-Elementary	S032 - PAWTUCKETVILLE	\$83,277
STEPHANIE	DION	2300-512903	1	93610103	Teacher-Elementary	S032 - PAWTUCKETVILLE	\$73,695
DOROTHY	DURKIN	2300-512903	1	93610103	Teacher-Elementary	S032 - PAWTUCKETVILLE	\$94,742
DONNA	GOWITZKE	2300-512903	1	93610803	Teacher-Kindergarten	S032 - PAWTUCKETVILLE	\$79,838
TARA	HUNT	2300-512903	1	93610103	Teacher-Elementary	S032 - PAWTUCKETVILLE	\$82,589
RACHAL	KERRI	2300-512903	1	93610803	Teacher-Kindergarten	S032 - PAWTUCKETVILLE	\$64,255
JESSICA	KULARSKI	2300-512903	1	93610103	Teacher-Elementary	S032 - PAWTUCKETVILLE	\$67,325
ALLISA	LANDSTEINER	2300-512903	1	93610803	Teacher-Kindergarten	S032 - PAWTUCKETVILLE	\$85,247

Lowell Public Schools
FY 2018-19 Staff Salary

Staff Positions
Listed by Position

First Name	Last Name	Account No.	FTE	Org No.	Position	School Location	Salary Budget
KATRINA	LUTKUS	2300-512903	1	93610103	Teacher-Elementary	S032 - PAWTUCKETVILLE	\$77,672
COTMAN-EL	MANSUR	2300-512903	1	93610803	Teacher-Kindergarten	S032 - PAWTUCKETVILLE	\$54,001
KATHLEEN	MARANDOLA	2300-512903	1	93610103	Teacher-Elementary	S032 - PAWTUCKETVILLE	\$88,372
KERRY	MARSHALL	2300-512903	1	93610103	Teacher-Elementary	S032 - PAWTUCKETVILLE	\$83,277
BRITTANY	MARTIN	2300-512903	1	93610103	Teacher-Elementary	S032 - PAWTUCKETVILLE	\$71,175
MAUREEN	MEEHAN-GILET	2300-512903	1	93610103	Teacher-Elementary	S032 - PAWTUCKETVILLE	\$79,838
LORNA	MENDONCA	2300-512903	1	93610103	Teacher-Elementary	S032 - PAWTUCKETVILLE	\$91,617
JOANN	RIDDLE-DUFFY	2300-512903	1	93610103	Teacher-Elementary	S032 - PAWTUCKETVILLE	\$86,930
VACANT	VACANT	2300-512903	1	93610103	Teacher-Elementary	S032 - PAWTUCKETVILLE	\$60,000
LEAH	BOISVERT	2300-512903	1	94010803	Teacher-Elementary	S033 - REILLY	\$68,209
ANGELA	CASSELLA	2300-512903	1	94010103	Teacher-Elementary	S033 - REILLY	\$83,776
JUDITH	CHASE	2300-512903	1	94010103	Teacher-Elementary	S033 - REILLY	\$78,071
ANA	CRUZ	2300-512903	1	94010103	Teacher-Elementary	S033 - REILLY	\$88,959
KELLEY	DUNHAM	2300-512903	1	94010803	Teacher-Elementary	S033 - REILLY	\$66,020
JESSICA	GALLAGHER	2300-512903	1	94010103	Teacher-Elementary	S033 - REILLY	\$75,014
BETH	GILIBERTI	2300-512903	1	94010106	Teacher-Elementary	S033 - REILLY	\$79,838
AMY	GILLIS	2300-512903	1	94010803	Teacher-Elementary	S033 - REILLY	\$92,713
CAITLIN	GUDEWICH	2300-512903	1	94010103	Teacher-Elementary	S033 - REILLY	\$74,234
KRISTIN	HARRINGTON	2300-512903	1	94010103	Teacher-Elementary	S033 - REILLY	\$80,620
AMY	IPPOLITO	2300-512903	1	94010103	Teacher-Elementary	S033 - REILLY	\$73,695
ROBIN	JUBINVILLE	2300-512903	1	94010103	Teacher-Elementary	S033 - REILLY	\$81,381
PATRICIA	KEARNS	2300-512903	1	94010103	Teacher-Elementary	S033 - REILLY	\$81,589
MARIAH	KENNEDY	2300-512903	1	94010103	Teacher-Elementary	S033 - REILLY	\$75,014
MARGUERITE	KLOBUCHER	2300-512903	1	94010103	Teacher-Elementary	S033 - REILLY	\$62,950
KAITLYN	LAWRENCE	2300-512903	1	94010103	Teacher-Elementary	S033 - REILLY	\$78,852
MICHAELA	MICHAUD	2300-512903	1	94010803	Teacher-Elementary	S033 - REILLY	\$74,234
KATHRYN	PAGE	2300-512903	1	94010103	Teacher-Elementary	S033 - REILLY	\$79,400
CLAIRE	REIS	2300-512903	1	94010103	Teacher-Elementary	S033 - REILLY	\$88,959
LISA	SEAVER	2300-512903	1	94010103	Teacher-Elementary	S033 - REILLY	\$90,340
ALISHA	SILVESTRONE	2300-512903	1	94010103	Teacher-Elementary	S033 - REILLY	\$71,175

Lowell Public Schools
FY 2018-19 Staff Salary

Staff Positions
Listed by Position

First Name	Last Name	Account No.	FTE	Org No.	Position	School Location	Salary Budget
AMY	VONKAHLE	2300-512903	1	94010103	Teacher-Elementary	S033 - REILLY	\$84,636
LISA	WALSH	2300-512903	1	94010103	Teacher-Elementary	S033 - REILLY	\$83,802
BETHANNE	WELCH	2300-512903	1	94010803	Teacher-Elementary	S033 - REILLY	\$89,589
KATHLEEN	ZAHARAKES	2300-512903	1	94010103	Teacher-Elementary	S033 - REILLY	\$83,776
CATHERINE	ALMEIDA	2300-512903	1	98710619	Teacher-Elementary	S036 - ROGERS	\$64,255
JENNIFER	BERGER	2300-512903	1	98710619	Teacher-Elementary	S036 - ROGERS	\$80,620
KACIE	BONIN	2300-512903	1	98710620	Teacher-Elementary	S036 - ROGERS	\$64,255
ELISE	BRADLEY	2300-512903	1	98710619	Teacher-Elementary	S036 - ROGERS	\$84,556
RACHEL	BROPHY	2300-512903	1	98710619	Teacher-Elementary	S036 - ROGERS	\$86,402
KATELYN	BURNS	2300-512903	1	98710619	Teacher-Elementary	S036 - ROGERS	\$66,020
ELIZABETH	COREA	2300-512903	1	98710620	Teacher-Elementary	S036 - ROGERS	\$87,215
KRISTEN	CROTTY	2300-512903	1	98710619	Teacher-Elementary	S036 - ROGERS	\$79,838
KERI	DARCY	2300-512903	1	98710619	Teacher-Elementary	S036 - ROGERS	\$79,838
ERIN	HILLMAN	2300-512903	1	98710620	Teacher-Elementary	S036 - ROGERS	\$80,620
LESLIE	KENNEDY	2300-512903	1	98710619	Teacher-Elementary	S036 - ROGERS	\$78,071
MELISSA	KOUY	2300-512903	1	98710619	Teacher-Elementary	S036 - ROGERS	\$79,838
LAURA	LAMARRE ANDERSON	2300-512903	1	98710619	Teacher-Elementary	S036 - ROGERS	\$81,510
BRIANNE	LEMAY	2300-512903	1	98710620	Teacher-Elementary	S036 - ROGERS	\$78,071
CRISTINA	MCCABE	2300-512903	1	98710619	Teacher-Elementary	S036 - ROGERS	\$94,742
ERIN	PARISI	2300-512903	1	98710619	Teacher-Elementary	S036 - ROGERS	\$79,838
STEPHANIE	RENNIE	2300-512903	1	98710619	Teacher-Elementary	S036 - ROGERS	\$81,806
JONES	STEPHANIE	2300-512903	1	98710603	Teacher-Elementary	S036 - ROGERS	\$54,001
VACANT	VACANT	2300-512903	1	98710619	Teacher-Elementary	S036 - ROGERS	\$60,000
JESSICA	WEINTRAUB	2300-512903	1	98710619	Teacher-Elementary	S036 - ROGERS	\$87,215
AMANDA	BARR	2300-512903	1	95010103	Teacher-Elementary	S037 - SHAUGHNESSY	\$62,950
CELESTE	BARTER	2300-512903	1	95010103	Teacher-Elementary	S037 - SHAUGHNESSY	\$80,620
SARAH	BOISVERT	2300-512903	1	95010803	Teacher-Kindergarten	S037 - SHAUGHNESSY	\$54,001
NANCY	CHAKARIAN	2300-512903	1	95010103	Teacher-Elementary	S037 - SHAUGHNESSY	\$85,584
ELLEN	CONKLIN	2300-512903	1	95010103	Teacher-Elementary	S037 - SHAUGHNESSY	\$85,247
KERRYANN	COPPINGER	2300-512903	1	95010803	Teacher-Elementary	S037 - SHAUGHNESSY	\$77,672

Lowell Public Schools
FY 2018-19 Staff Salary

Staff Positions
Listed by Position

First Name	Last Name	Account No.	FTE	Org No.	Position	School Location	Salary Budget
CHRISTIANN	CUMMISKEY	2300-512903	1	95010103	Teacher-Elementary	S037 - SHAUGHNESSY	\$81,806
MARY JO	FARRELL-SCHRIBMAN	2300-512903	1	95010103	Teacher-Elementary	S037 - SHAUGHNESSY	\$79,400
JESSICA	FENNELL	2300-512903	1	95010803	Teacher-Elementary	S037 - SHAUGHNESSY	\$80,620
CARA	GALLAGHER	2300-512903	1	95010103	Teacher-Elementary	S037 - SHAUGHNESSY	\$75,014
KATIE	LANZI	2300-512903	1	95010103	Teacher-Elementary	S037 - SHAUGHNESSY	\$81,806
MEGAN	LIVINGSTONE	2300-512903	1	95010103	Teacher-Elementary	S037 - SHAUGHNESSY	\$74,234
CAITLYN	LUBINSKI	2300-512903	1	95010103	Teacher-Elementary	S037 - SHAUGHNESSY	\$68,209
KATHERINE	MCGONIGLE	2300-512903	1	95010103	Teacher-Elementary	S037 - SHAUGHNESSY	\$67,325
JULIE	NEWELL	2300-512903	1	95010103	Teacher-Elementary	S037 - SHAUGHNESSY	\$74,234
JACLYN	NOLAN	2300-512903	1	95010103	Teacher-Elementary	S037 - SHAUGHNESSY	\$78,852
DONNA	REIS	2300-512903	1	95010103	Teacher-Elementary	S037 - SHAUGHNESSY	\$79,400
CHARLENE	TUTEIN	2300-512903	1	95010803	Teacher-Kindergarten	S037 - SHAUGHNESSY	\$82,589
MELISSA	VIEIRA	2300-512903	1	95010103	Teacher-Elementary	S037 - SHAUGHNESSY	\$67,325
JUDITH	WAYNE	2300-512903	1	95010103	Teacher-Elementary	S037 - SHAUGHNESSY	\$88,178
MONICA	AVELINO	2300-512903	1	95510103	Teacher-Elementary	S043 - WASHINGTON	\$74,234
ASHLEY	BRADY	2300-512903	1	95510103	Teacher-Elementary	S043 - WASHINGTON	\$75,461
KARA	BURNS	2300-512903	1	95510103	Teacher-Elementary	S043 - WASHINGTON	\$84,556
DIANE	CAHILL-ZDON	2300-512903	1	95510803	Teacher-Elementary	S043 - WASHINGTON	\$84,556
RICHARD	DESHLER	2300-512903	1	95510103	Teacher-Elementary	S043 - WASHINGTON	\$86,930
BETH	HOGAN	2300-512903	1	95510106	Teacher-Elementary	S043 - WASHINGTON	\$81,806
SUSAN	MCCOY	2300-512903	1	95510103	Teacher-Elementary	S043 - WASHINGTON	\$84,556
ELIZABETH	QUIRBACH	2300-512903	1	95510803	Teacher-Elementary	S043 - WASHINGTON	\$74,234
JENNIFER	SEQUEIRA PLUNKETT	2300-512903	1	95510103	Teacher-Elementary	S043 - WASHINGTON	\$86,402
JOANNE	SGOUROS	2300-512903	1	95510103	Teacher-Elementary	S043 - WASHINGTON	\$89,589
VACANT	VACANT	2300-512903	4	94010103	Teacher-Elementary	S033 - REILLY	240,000
VACANT	VACANT	2300-512903	-5	94010103	Teacher-Elementary	S033 - REILLY	(300,000)
VACANT	VACANT	2300-512903	2	92710103	Teacher-Elementary	S029 - MOODY ELEMENTARY	120,000
VACANT	VACANT	2300-512903	1	92010103	Teacher-Elementary	S025 - LINCOLN	60,000
			266				\$20,612,891

Lowell Public Schools
FY 2018-19 Staff Salary

Staff Positions
Listed by Position

First Name	Last Name	Account No.	FTE	Org No.	Position	School Location	Salary Budget
JO ANN	GATES	2300-512903	1	90210109	Teacher-ELL	S004 - BAILEY	\$86,402
MELISSA	SIMPSON	2300-512903	1	98310603	Teacher-ELL	S005 - BARTLETT	\$88,959
TIFFANY	BARLOW	2300-512903	1	98410609	Teacher-ELL	S007 - BUTLER	\$58,740
DEIRDRE	COFFEY	2300-512903	1	98410609	Teacher-ELL	S007 - BUTLER	\$87,215
MELINDA	GOODICK	2300-512903	1	98410609	Teacher-ELL	S007 - BUTLER	\$91,177
JILLIAN	GORMAN	2300-512903	1	98410609	Teacher-ELL	S007 - BUTLER	\$83,277
CATHERINE	BOUCHER	2300-512903	1	98510609	Teacher-ELL	S011 - DALEY JR HIGH	\$85,247
AIMEE	SOSA	2300-512903	1	98510609	Teacher-ELL	S011 - DALEY JR HIGH	\$84,556
HEIDI	UPTON	2300-512903	1	91510109	Teacher-ELL	S013 - GREENHALGE	\$83,277
ELAINE	WILLIAMSON	2300-512903	1	91510109	Teacher-ELL	S013 - GREENHALGE	\$87,326
DENISE	PAPANASTASSIOU	2300-512903	1	91810109	Teacher-ELL	S014 - JOSEPH G. PYNE	\$92,321
MARGARET	KENNEDY	2300-512903	1	99010719	Teacher-ELL	S019 - LHS B	\$75,461
AMY	WOO	2300-512903	1	99010719	Teacher-ELL	S019 - LHS B	\$79,838
ERIN	KEHOE	2300-512903	1	99010719	Teacher-ELL-Math	S019 - LHS B	\$83,277
ARACELIS	SULLIVAN	2300-512903	1	99010719	Teacher-ELL-Math	S019 - LHS B	\$90,373
PAULA	BARRANCO	2300-512903	1	99010719	Teacher-ESL	S019 - LHS B	\$90,340
JANICE	BARRETT	2300-512903	1	99010719	Teacher-ESL	S019 - LHS B	\$87,215
MATTHEW	BRENNAN	2300-512903	1	99010719	Teacher-ESL	S019 - LHS B	\$81,806
KRISTEN	COLON	2300-512903	1	99010719	Teacher-ESL	S019 - LHS B	\$88,372
JULIA ISABEL	ZEMETRES	2300-512903	1	99010719	Teacher-ESL	S019 - LHS B	\$87,215
LORI	GALVIN	2300-512903	1	99010719	Teacher-ELL	S020 - LHS C	\$62,950
KATHRYN	RONAN	2300-512903	1	99010719	Teacher-ELL	S020 - LHS C	\$70,396
PAULA	WHALEN	2300-512903	1	99010719	Teacher-ELL	S022 - LHS D	\$73,695
ZEENA	ALRAWY	2300-512903	1	99010719	Teacher-ELL-Math	S022 - LHS D	\$60,928
CHRISTOPHER	RADZIK	2300-512903	1	99010719	Teacher-ESL	S022 - LHS D	\$90,340
JESSICA	LANDER	2300-512903	1	99010719	Teacher-ELL-Social Studies	S023 - LHS E	\$67,325
LIPING	CHEN	2300-512903	1	92010109	Teacher-ELL	S025 - LINCOLN	\$75,014
GRIFFIN	MARY	2300-512903	1	92010109	Teacher-ELL	S025 - LINCOLN	\$77,672
PEAL	JULIE	2300-512903	1	97510109	Teacher-ELL	S026 - MCAULIFFE	\$74,234
SHELLY	MARKS	2300-512903	1	91210109	Teacher-ELL	S027 - MCAVINNUE	\$87,215

Lowell Public Schools
FY 2018-19 Staff Salary

Staff Positions
Listed by Position

First Name	Last Name	Account No.	FTE	Org No.	Position	School Location	Salary Budget
PRISCILLA	RYDER	2300-512903	1	91210109	Teacher-ELL	S027 - MCAVINNUE	\$78,852
LINDSEY	GILL	2300-512903	1	92710109	Teacher-ELL	S029 - MOODY ELEMENTARY	\$56,551
KAREN	CASEY	2300-512903	1	93010109	Teacher-ELL	S030 - MOREY	\$86,402
LINDSAY	CLARK	2300-512903	1	93010109	Teacher-ELL	S030 - MOREY	\$70,396
KATHLEEN	DRINAN	2300-512903	1	98010109	Teacher-ELL	S031 - MURKLAND	\$83,776
BERNADETTE	PUGH	2300-512903	1	93610109	Teacher-ELL	S032 - PAWTUCKETVILLE	\$88,618
MENDONCA	TAYLOR	2300-512903	1	93610103	Teacher-ELL	S032 - PAWTUCKETVILLE	\$49,626
LAUREN	CLARK	2300-512903	1	94010109	Teacher-ELL	S033 - REILLY	\$79,838
TERESA	MORRISON	2300-512903	1	94010109	Teacher-ELL	S033 - REILLY	\$57,861
CAROLYN	ELLIOTT CARBONNEAU	2300-512903	1	94012903	Teacher-ELL RESOURCE	S033 - REILLY	\$81,806
DOUGLAS	BISHOP	2300-512903	1	98610609	Teacher-ELL	S035 - ROBINSON	\$92,321
CAROLINE	BURROWS	2300-512903	1	98610609	Teacher-ELL	S035 - ROBINSON	\$56,551
SARAH	HOLMES	2300-512903	1	98610609	Teacher-ELL	S035 - ROBINSON	\$78,852
RAFAEL	SOTO	2300-512903	1	98610609	Teacher-ELL	S035 - ROBINSON	\$93,464
MARIANA	ATHAYDE	2300-512903	1	98710609	Teacher-ELL	S036 - ROGERS	\$67,325
HOLLY	FLEURY	2300-512903	1	98710609	Teacher-ELL	S036 - ROGERS	\$70,396
LINDA	LUNN	2300-512903	1	98710609	Teacher-ELL	S036 - ROGERS	\$53,486
JENNIFER	MAYO	2300-512903	1	95010109	Teacher-ELL	S037 - SHAUGHNESSY	\$80,620
CARMEN	BLASINI	2300-512903	1	98810609	Teacher-ELL	S038 - SULLIVAN JR HIGH	\$89,058
ALTAGRACIA	CABRERA DE SOTO	2300-512903	1	98810609	Teacher-ELL	S038 - SULLIVAN JR HIGH	\$95,445
ELIZABETH	TRAVAGLINI	2300-512903	1	98810609	Teacher-ELL	S038 - SULLIVAN JR HIGH	\$90,340
CATHERINE	BERGH	2300-512903	1	98910609	Teacher-ELL	S042 - WANG	\$85,247
CHRISTOPHER	GIORDANO	2300-512903	1	98910609	Teacher-ELL	S042 - WANG	\$78,071
ELIZABETH	PENNEY	2300-512903	1	98910609	Teacher-ELL	S042 - WANG	\$75,014
EMILY	THOMPSON	2300-512903	1	98910609	Teacher-ELL	S042 - WANG	\$84,556
JULIE	BANNERMAN	2300-512903	1	96010609	Teacher-ELL	S047 - STOKLOSA	\$60,928
ALEXANDER	DESROSIERS	2300-512903	1	96010603	Teacher-ELL	S047 - STOKLOSA	\$53,486
KRISTEN	ESCHMANN	2300-512903	1	96010609	Teacher-ELL	S047 - STOKLOSA	\$88,372
			58				\$4,559,421

Lowell Public Schools
FY 2018-19 Staff Salary

Staff Positions
Listed by Position

First Name	Last Name	Account No.	FTE	Org No.	Position	School Location	Salary Budget
BRENDAN	CANTY	2300-512903	1	98310603	Teacher-Middle ELA- Social Studies	S005 - BARTLETT	\$56,551
CHANTAL	LEBLANC	2300-512903	1	98311503	Teacher-Middle English	S005 - BARTLETT	\$60,928
RHEANNA	GEORGE	2300-512903	1	98311503	Teacher-Middle-English	S005 - BARTLETT	\$71,175
FIRAS	ALREKABI	2300-512903	1	98312003	Teacher-Middle Mathematics	S005 - BARTLETT	\$67,551
AMY	GALVIN	2300-512903	1	98312003	Teacher-Middle Mathematics	S005 - BARTLETT	\$62,950
RACHEL	KHARFEN	2300-512903	1	98310103	Teacher-Middle Math-Science	S005 - BARTLETT	\$86,538
LAURA	SCHOFIELD	2300-512903	1	98310603	Teacher-Middle Math-Science	S005 - BARTLETT	\$86,402
MARK	MCKELLAR	2300-512903	1	98313003	Teacher-Middle Science	S005 - BARTLETT	\$67,325
CARL	FOSS	2300-512903	1	98313103	Teacher-Middle Soc.Studies	S005 - BARTLETT	\$59,881
AARON	KING	2300-512903	1	98411503	Teacher-Middle ELA	S007 - BUTLER	\$49,626
SHARON	DOWD	2300-512903	1	98410603	Teacher-Middle ELA-Soc.Studies	S007 - BUTLER	\$87,215
CHELSEA	EWING	2300-512903	1	98410603	Teacher-Middle ELA-Soc.Studies	S007 - BUTLER	\$56,551
TODD	HOFFMAN	2300-512903	1	98410603	Teacher-Middle ELA-Soc.Studies	S007 - BUTLER	\$81,510
MOLLY	KELLEY-MUON	2300-512903	1	98410603	Teacher-Middle ELA-Soc.Studies	S007 - BUTLER	\$88,372
WILLIAM	FLORENCE	2300-512903	1	98410603	Teacher-Middle Math-Science	S007 - BUTLER	\$75,461
KEVIN	FREEMAN	2300-512903	1	98410603	Teacher-Middle Math-Science	S007 - BUTLER	\$90,340
CLARA	CAHILL	2300-512903	1	98413003	Teacher-Middle Science	S007 - BUTLER	\$60,928
HEATHER	GREEN	2300-512903	1	98510603	Teacher-Middle ELA/Social Studies	S011 - DALEY JR HIGH	\$83,277
LAUREN	HOLLOWAY	2300-512903	1	98510603	Teacher-Middle ELA/Social Studies	S011 - DALEY JR HIGH	\$71,175
ALESSONDRA	ANZANO	2300-512903	1	98710619	Teacher-Middle ELA-Soc.Studies	S011 - DALEY JR HIGH	\$69,858
DONNA	BEJANIANCE	2300-512903	1	98510603	Teacher-Middle ELA-Soc.Studies	S011 - DALEY JR HIGH	\$87,215
CHERYL	POLLARD	2300-512903	1	98510603	Teacher-Middle ELA-Soc.Studies	S011 - DALEY JR HIGH	\$81,806
ADAM	CLEMENTE	2300-512903	1	98510603	Teacher-Middle Math-Science	S011 - DALEY JR HIGH	\$80,620
ASHLEY	FRASSA	2300-512903	1	98510603	Teacher-Middle Math-Science	S011 - DALEY JR HIGH	\$70,396
KATHRYN	MCLEAN	2300-512903	1	98510603	Teacher-Middle Math-Science	S011 - DALEY JR HIGH	\$66,020
DONNA	PRATO	2300-512903	1	98510603	Teacher-Middle Math-Science	S011 - DALEY JR HIGH	\$90,765
CARLA	QUIROZ	2300-512903	1	98510603	Teacher-Middle Math-Science	S011 - DALEY JR HIGH	\$90,340
NICOLE	ROMANO	2300-512903	1	98510603	Teacher-Middle Math-Science	S011 - DALEY JR HIGH	\$77,672
JEFFREY	MAGNUSON	2300-512903	1	91810604	Teacher-Middle ELA-Soc.Studies	S014 - JOSEPH G. PYNE	\$59,881
MAURA	PANNETON	2300-512903	1	91810604	Teacher-Middle Math-Science	S014 - JOSEPH G. PYNE	\$84,556

Lowell Public Schools
FY 2018-19 Staff Salary

Staff Positions
Listed by Position

First Name	Last Name	Account No.	FTE	Org No.	Position	School Location	Salary Budget
NANCY	REYNOLDS	2300-512903	1	91810604	Teacher-Middle Math-Science	S014 - JOSEPH G. PYNE	\$95,182
KIMBERLLY	COPPINGER	2300-512903	1	98610603	Teacher-Middle ELA	S035 - ROBINSON	\$90,765
KRISTOPHER	MCCABE	2300-512903	1	98611503	Teacher-Middle ELA	S035 - ROBINSON	\$67,325
SIOBHAN	MCKENNA	2300-512903	1	98611503	Teacher-Middle ELA	S035 - ROBINSON	\$64,255
ANN	EARLY	2300-512903	1	98610603	Teacher-Middle Mathematics	S035 - ROBINSON	\$82,589
SUSAN	MACLEOD	2300-512903	1	98610603	Teacher-Middle Mathematics	S035 - ROBINSON	\$85,247
HILARY	OLSEN	2300-512903	1	98612003	Teacher-Middle Mathematics	S035 - ROBINSON	\$78,852
CATHERINE	WATKINS	2300-512903	1	98610603	Teacher-Middle Mathematics	S035 - ROBINSON	\$79,400
MARY	RIDDELL	2300-512903	1	98610603	Teacher-Middle Math-Science	S035 - ROBINSON	\$90,340
ELLEN	LEAHY	2300-512903	1	98611503	Teacher-Middle Scchool ELA	S035 - ROBINSON	\$85,122
VIRGINIA	BURKE	2300-512903	1	98610603	Teacher-Middle Science	S035 - ROBINSON	\$89,589
VIRGINIA	MARSHALL	2300-512903	1	98610603	Teacher-Middle Science	S035 - ROBINSON	\$85,247
TRULL	VICTORIA	2300-512903	1	98710603	Teacher-Middle ELA	S036 - ROGERS	\$49,626
STASIAK	ALLISON	2300-512903	1	98710603	Teacher-Middle ELA	S036 - ROGERS	\$70,396
JAMES	BRUNELLE	2300-512903	1	98710619	Teacher-Middle Math/Science	S036 - ROGERS	\$87,215
ANNMARIE	CAROLAN	2300-512903	1	98710603	Teacher-Middle Math/Science	S036 - ROGERS	\$91,617
ERINN	MCLAUGHLIN	2300-512903	1	98710603	Teacher-Middle Math/Science	S036 - ROGERS	\$56,551
VACANT	VACANT	2300-512903	4	98710603	Teacher-Middle	S036 - ROGERS	\$240,000
MAZZONE	ROBERT	2300-512903	1	98713103	Teacher-Middle Social Studies	S036 - ROGERS	\$49,626
JOANNE	WATSON	2300-512903	1	98811503	Teacher-Middle ELA	S038 - SULLIVAN JR HIGH	\$70,396
KIM	BROADHURST	2300-512903	1	98810603	Teacher-Middle ELA-Soc.Studies	S038 - SULLIVAN JR HIGH	\$81,589
NICOLE	GOULD	2300-512903	1	98810603	Teacher-Middle ELA-Soc.Studies	S038 - SULLIVAN JR HIGH	\$85,247
MARTHA	MARTIN	2300-512903	1	98810603	Teacher-Middle ELA-Soc.Studies	S038 - SULLIVAN JR HIGH	\$79,838
JAMIE	TEAGUE	2300-512903	1	98810603	Teacher-Middle ELA-Soc.Studies	S038 - SULLIVAN JR HIGH	\$81,806
SHERIANNE	KINNEY	2300-512903	1	98810603	Teacher-Middle Math-Science	S038 - SULLIVAN JR HIGH	\$74,234
VITOR	ALVES	2300-512903	1	98710603	Teacher-Middle Math-Science	S038 - SULLIVAN JR HIGH	\$64,255
NANCY	GRAZIANI	2300-512903	1	98810603	Teacher-Middle Math-Science	S038 - SULLIVAN JR HIGH	\$56,551
LAUREN	MAY	2300-512903	1	98810603	Teacher-Middle Math-Science	S038 - SULLIVAN JR HIGH	\$84,556
KYM	PIZZANO	2300-512903	1	98810603	Teacher-Middle Math-Science	S038 - SULLIVAN JR HIGH	\$86,402
JESSICA	BRUGEL	2300-512903	1	98910603	Teacher-Middle ELA-Soc.Studies	S042 - WANG	\$82,589

Lowell Public Schools
FY 2018-19 Staff Salary

Staff Positions
Listed by Position

First Name	Last Name	Account No.	FTE	Org No.	Position	School Location	Salary Budget
KIMBERLY	BUDRYK	2300-512903	1	98910603	Teacher-Middle ELA-Soc.Studies	S042 - WANG	\$81,806
SHAWN	CHASE	2300-512903	1	98910603	Teacher-Middle ELA-Soc.Studies	S042 - WANG	\$87,215
KATHLEEN	CYMBURA	2300-512903	1	98910603	Teacher-Middle ELA-Soc.Studies	S042 - WANG	\$87,215
REBECCA	DOOLE	2300-512903	1	98911503	Teacher-Middle ELA-Soc.Studies	S042 - WANG	\$64,255
ERIN	MCMAHON	2300-512903	1	98910603	Teacher-Middle ELA-Soc.Studies	S042 - WANG	\$83,776
LISA	MOISAKIS	2300-512903	1	98910603	Teacher-Middle ELA-Soc.Studies	S042 - WANG	\$83,277
KATE	GARABEDIAN	2300-512903	1	98910603	Teacher-Middle Math/Science	S042 - WANG	\$77,672
AMILA	COLON	2300-512903	1	98910603	Teacher-Middle Mathematics	S042 - WANG	\$79,838
ELIZABETH	MADDEN	2300-512903	1	98910603	Teacher-Middle Mathematics	S042 - WANG	\$84,556
JILLIAN	MAGUIRE	2300-512903	1	98912003	Teacher-Middle Mathematics	S042 - WANG	\$80,620
PAMELA	MERLINO	2300-512903	1	98910603	Teacher-Middle Mathematics	S042 - WANG	\$79,400
ARIANNA	MURPHY	2300-512903	1	98912003	Teacher-Middle Mathematics	S042 - WANG	\$56,551
JOHN	KING	2300-512903	1	98910603	Teacher-Middle Science	S042 - WANG	\$86,150
VACANT	VACANT	2300-512903	1	98913003	Teacher-Middle Science	S042 - WANG	\$60,000
CHERYL	BRUNELAS	2300-512903	1	96011503	Teacher-Middle ELA	S047 - STOKLOSA	\$92,713
MICHAEL	GRATTA	2300-512903	1	96010603	Teacher-Middle ELA-Soc.Studies	S047 - STOKLOSA	\$75,014
LISA MARIE	ROWSSELL	2300-512903	1	96011503	Teacher-Middle ELA-Soc.Studies	S047 - STOKLOSA	\$81,589
JANET	KOZA	2300-512903	1	96010603	Teacher-Middle Math/Science	S047 - STOKLOSA	\$85,247
AMY	LAURO	2300-512903	1	96012003	Teacher-Middle Math/Science	S047 - STOKLOSA	\$81,806
HOWARD	STELZER	2300-512903	1	96010603	Teacher-Middle Math/Science	S047 - STOKLOSA	\$73,833
NANCY	JEWER	2300-512903	1	96012003	Teacher-Middle Mathematics	S047 - STOKLOSA	\$62,950
REBECCA	COX	2300-512903	1	96013006	Teacher-Middle Science	S047 - STOKLOSA	\$88,372
GEORGIA	SKREKAS	2300-512903	1	96010603	Teacher-Middle Social Studies	S047 - STOKLOSA	\$85,758
ASHLEY	GALIPEAU	2300-512903	1	98810603	Teacher-Middle ELA-Soc.Studies	T038 - SULLIVAN JR HIGH	\$79,838
VACANT	VACANT	2300-512903	2	96013006	Teacher-Middle	S047 - STOKLOSA	\$120,000
VACANT	VACANT	2300-512903	1	98610603	Teacher-Middle	S035 - ROBINSON	\$60,000
VACANT	VACANT	2300-512903	2	98910603	Teacher-Middle	S042 - WANG	\$120,000
VACANT	VACANT	2300-512903	1	98510603	Teacher-Middle	S011 - DALEY JR HIGH	\$60,000
VACANT	VACANT	2300-512903	1	91810604	Teacher-Middle	S014 - JOSEPH G. PYNE	\$60,000
VACANT	VACANT	2300-512903	-6	98810603	Teacher-Middle	S038 - SULLIVAN JR HIGH	-\$360,000

Lowell Public Schools
FY 2018-19 Staff Salary

Staff Positions
Listed by Position

First Name	Last Name	Account No.	FTE	Org No.	Position	School Location	Salary Budget
			88				\$6,668,743

Lowell Public Schools
FY 2018-19 Staff Salary

Staff Positions
Listed by Position

First Name	Last Name	Account No.	FTE	Org No.	Position	School Location	Salary Budget
SONIS	CRAIG	2300-512903	1	99212003	Teacher-Math	A060 - BRIDGE	\$70,764
VACANT	VACANT	2300-512903	1	90210103	Teacher-Math Resource	S004 - BAILEY	\$60,000
TARA	AGUIAR	2300-512903	1	98312003	Teacher-Math Resource	S005 - BARTLETT	\$88,372
FERNANDA	LOPES	2300-512903	1	98412003	Teacher-Math Resource	S007 - BUTLER	\$73,695
JING	FANG	2300-512903	1	98412003	Teacher-Mathematics	S007 - BUTLER	\$67,325
AMY	GUERRIERO	2300-512903	1	98412003	Teacher-Mathematics	S007 - BUTLER	\$80,620
ELIZABETH	KABRIEL	2300-512903	1	98412003	Teacher-Mathematics	S007 - BUTLER	\$79,838
CHRISTINA	PAPPALARDO	2300-512903	1	98412003	Teacher-Mathematics	S007 - BUTLER	\$73,695
MICHELLE	SCOTT	2300-512903	1	98412003	Teacher-Mathematics	S007 - BUTLER	\$53,486
VACANT	VACANT	2300-512903	1	98412003	Teacher-Mathematics	S007 - BUTLER	\$60,000
GLENN	CULLEN	2300-512903	1	98512003	Teacher-Math	S011 - DALEY JR HIGH	\$79,838
COLLEEN	FARRELL CONDON	2300-512903	1	98512003	Teacher-Math Resource	S011 - DALEY JR HIGH	\$79,838
RACHAEL	JEPSON	2300-512903	1	98512003	Teacher-Mathematics	S011 - DALEY JR HIGH	\$83,277
TODD	NGUYEN	2300-512903	1	98512003	Teacher-Mathematics	S011 - DALEY JR HIGH	\$84,556
JEFFREY	TODD	2300-512903	1	98512003	Teacher-Mathematics	S011 - DALEY JR HIGH	\$87,758
TERRY	TROUTT	2300-512903	1	98512003	Teacher-Mathematics	S011 - DALEY JR HIGH	\$82,589
JOY	FLANDERS	2300-512903	1	91512003	Teacher-Math Resource	S013 - GREENHALGE	\$86,542
AUDREY	CRAWFORD-RIVERA	2300-512903	1	91812003	Teacher-Math Resource	S014 - JOSEPH G. PYNE	\$75,882
STEPHANIE	BELLEROSE	2300-512903	1	99012006	Teacher-Mathematics	S018 - LHS A	\$58,740
BOPHA	BOUTSELIS	2300-512903	1	99012006	Teacher-Mathematics	S018 - LHS A	\$78,852
STEPHEN	JARVIS	2300-512903	1	99012006	Teacher-Mathematics	S018 - LHS A	\$85,247
THY	OEUR	2300-512903	1	99012006	Teacher-Mathematics	S018 - LHS A	\$87,215
ALEXANDER	PHAM	2300-512903	1	99012006	Teacher-Mathematics	S018 - LHS A	\$56,551
KRISANNE	SANTARPIO	2300-512903	1	99012006	Teacher-Mathematics	S018 - LHS A	\$92,713
LAURA	CHACE	2300-512903	1	99012006	Teacher-Mathematics	S019 - LHS B	\$82,589
LENA	FERREIRA	2300-512903	1	99012006	Teacher-Mathematics	S019 - LHS B	\$83,277
VIRGINIA	MEYER	2300-512903	1	99012006	Teacher-Mathematics	S019 - LHS B	\$92,321
JODI	AHERN	2300-512903	1	99012006	Teacher-Mathematics	S020 - LHS C	\$90,340
ANNA	BATURIN	2300-512903	1	99012006	Teacher-Mathematics	S020 - LHS C	\$58,740
CHARLES	BOLIANITES	2300-512903	1	99012006	Teacher-Mathematics	S020 - LHS C	\$92,057

Lowell Public Schools
FY 2018-19 Staff Salary

Staff Positions
Listed by Position

First Name	Last Name	Account No.	FTE	Org No.	Position	School Location	Salary Budget
DELANEY	CARR	2300-512903	1	99012006	Teacher-Mathematics	S020 - LHS C	\$60,928
ADAM	FERREIRA	2300-512903	1	99012006	Teacher-Mathematics	S020 - LHS C	\$70,396
KATHLEEN	HARTY	2300-512903	1	99012006	Teacher-Mathematics	S020 - LHS C	\$79,838
SAMNANG	HOR	2300-512903	1	99012006	Teacher-Mathematics	S020 - LHS C	\$79,838
KIMBERLY	LEIGHTON	2300-512903	1	99012006	Teacher-Mathematics	S020 - LHS C	\$59,881
DENNIS	MICHAUD	2300-512903	1	99012006	Teacher-Mathematics	S020 - LHS C	\$60,000
PATRICK	MORASSE	2300-512903	1	99012006	Teacher-Mathematics	S020 - LHS C	\$83,277
NICHOLAS	ROSSETTI	2300-512903	1	99012006	Teacher-Mathematics	S020 - LHS C	\$56,551
PAULA	SWEENEY	2300-512903	1	99012006	Teacher-Mathematics	S020 - LHS C	\$93,889
NEETI	TRIPATHI	2300-512903	1	99012006	Teacher-Mathematics	S020 - LHS C	\$74,234
PAUL	CREEGAN	2300-512903	1	99012006	Teacher-Mathematics	S022 - LHS D	\$83,776
ELAINE	MCGEOWN	2300-512903	1	99012006	Teacher-Mathematics	S022 - LHS D	\$90,340
TIMOTHY	PATTERSON	2300-512903	1	99012006	Teacher-Mathematics	S022 - LHS D	\$88,372
JOHN	SMULLIGAN	2300-512903	1	99012006	Teacher-Mathematics	S022 - LHS D	\$81,806
KRISTA	EARLEY	2300-512903	1	99012006	Teacher-Mathematics	S023 - LHS E	\$94,742
MCQUAID	ELIZABETH	2300-512903	1	99012006	Teacher-Mathematics	S024 - LHS MAIN OFFICE	\$53,486
ERIN	HIRBOUR	2300-512903	1	92012003	Teacher-Math Resource	S025 - LINCOLN	\$79,838
KATHLEEN	LAROCQUE	2300-512903	1	97512003	Teacher-Math Resource	S026 - MCAULIFFE	\$85,247
HEATHER	BELLEROSE	2300-512903	1	91212003	Teacher-Math Resource	S027 - MCAVINNUE	\$79,838
GREGORY	O'NEIL	2300-512903	1	92512004	Teacher-Mathematics	S028 - MOLLOY	\$75,461
GEOFFREY	MCDONOUGH	2300-512903	1	93012003	Teacher-Math Resource	S030 - MOREY	\$81,806
RACHEL	SLIPP	2300-512903	1	98012003	Teacher-Math Resource	S031 - MURKLAND	\$83,277
SARAH	DELEHANTY	2300-512903	1	95512003	Teacher-Math Resource	S032 - PAWTUCKETVILLE	\$77,649
CATHERINE	CLOUGH	2300-512903	1	94012003	Teacher-Math Resource	S033 - REILLY	\$85,550
ERIKA	RAMOS	2300-512903	1	98612003	Teacher-Math Resource	S035 - ROBINSON	\$77,672
SUSAN	BAUER	2300-512903	1	98612003	Teacher-Mathematics	S035 - ROBINSON	\$58,645
VACANT	VACANT	2300-512903	1	98612003	Teacher-Mathematics	S035 - ROBINSON	\$60,000
KIM-SOO	DELIBERO	2300-512903	1	98612003	Teacher-Mathematics	S035 - ROBINSON	\$81,806
VALAKATGIS	JOHN	2300-512903	1	98612003	Teacher-Mathematics	S035 - ROBINSON	\$66,020
ALTHEA	LOSCHKY	2300-512903	1	98612003	Teacher-Mathematics	S035 - ROBINSON	\$70,396

Lowell Public Schools
FY 2018-19 Staff Salary

Staff Positions
Listed by Position

First Name	Last Name	Account No.	FTE	Org No.	Position	School Location	Salary Budget
JESSICA	NUCEFORA	2300-512903	1	98612003	Teacher-Mathematics	S035 - ROBINSON	\$79,838
PATRICIA	SCIACCA	2300-512903	1	98612003	Teacher-Mathematics	S035 - ROBINSON	\$74,234
KERIEN	DRISCOLL	2300-512903	1	98710619	Teacher-Math Resource	S036 - ROGERS	\$70,819
SARAH	BROWN	2300-512903	1	95012003	Teacher-Math Resource	S037 - SHAUGHNESSY	\$86,402
ANGELA	O'NEILL	2300-512903	1	98810603	Teacher-Math Resource	S038 - SULLIVAN JR HIGH	\$83,277
SHEILA	MARTIN	2300-512903	1	98812003	Teacher-Mathematics	S038 - SULLIVAN JR HIGH	\$56,551
DIANE	ST. ONGE	2300-512903	1	98812003	Teacher-Mathematics	S038 - SULLIVAN JR HIGH	\$83,277
MARK	TRAINOR	2300-512903	1	98812003	Teacher-Mathematics	S038 - SULLIVAN JR HIGH	\$80,620
KEITH	VALLIERE	2300-512903	1	98812003	Teacher-Mathematics	S038 - SULLIVAN JR HIGH	\$80,620
MATTHEW	SANTY	2300-512903	1	98912003	Teacher-Math Resource	S042 - WANG	\$81,806
KAREN	COLE	2300-512903	1	98912003	Teacher-Mathematics	S042 - WANG	\$79,838
MARYLOU	MACKENZIE	2300-512903	1	98912003	Teacher-Mathematics	S042 - WANG	\$86,402
ALANA	MCNEIL	2300-512903	1	98912003	Teacher-Mathematics	S042 - WANG	\$67,325
CYNTHIA	MOSLEY	2300-512903	1	98912003	Teacher-Mathematics	S042 - WANG	\$82,589
BRENDA	BUSTA	2300-512903	1	96012003	Teacher-Math Resource	S047 - STOKLOSA	\$92,713
BRAD	CARAVOULIAS	2300-512903	1	96012003	Teacher-Mathematics	S047 - STOKLOSA	\$62,950
MEGHAN	DUNBAR	2300-512903	1	96012003	Teacher-Mathematics	S047 - STOKLOSA	\$80,620
CHINSAN	LIM	2300-512903	1	96012003	Teacher-Mathematics	S047 - STOKLOSA	\$90,340
MICHAEL	MORETTI	2300-512903	1	96012003	Teacher-Mathematics	S047 - STOKLOSA	\$85,247
VYADA	TITH	2300-512903	1	96010603	Teacher-Mathematics	S047 - STOKLOSA	\$88,178
VACANT	VACANT	2300-512903	-2	99012006	Teacher-Mathematics	S020 - LHS C	-\$120,000
VACANT	VACANT	2300-512903	2	96010603	Teacher-Mathematics	S047 - STOKLOSA	\$120,000
			80				\$6,194,922

Lowell Public Schools
FY 2018-19 Staff Salary

Staff Positions
Listed by Position

First Name	Last Name	Account No.	FTE	Org No.	Position	School Location	Salary Budget
PATRICIA	ADAMS	2300-512903	1	99013006	Teacher-Science	S024 - LHS MAIN OFFICE	\$90,340
HEIDI	ALVES	2300-512903	1	91813003	Teacher-Math-Science	S014 - JOSEPH G. PYNE	\$74,234
MARISSA	ASA	2300-512903	1	99013006	Teacher-Science	S022 - LHS D	\$53,486
CHANDLER-PETROVICK	BERNICE	2300-512903	1	92513003	Teacher-Science	S028 - MOLLOY	\$78,852
ALISON	BILODEAU	2300-512903	1	94010103	Teacher-STEM/SCIENCE	S033 - REILLY	\$77,431
ANN	CARPENTER	2300-512903	1	96013006	Teacher-Science	S047 - STOKLOSA	\$88,372
TRICIA	CAVIGNANO	2300-512903	1	99013006	Teacher-Biology	S022 - LHS D	\$90,340
LIM	CHINSAN	2300-512903	1	96012003	Teacher-Math/Science	S047 - STOKLOSA	\$49,626
THOMAS	CHRISTINE	2300-512903	1	98613003	Teacher-Science	S035 - ROBINSON	\$64,255
ESTEBAN	DOMINGUEZ	2300-512903	1	99013006	Teacher-Science	S023 - LHS E	\$90,340
KEVIN	DUNHAM	2300-512903	1	99013006	Teacher-Biology	S022 - LHS D	\$86,811
BARBARA	EDDY	2300-512903	1	99013006	Teacher-Chemistry	S022 - LHS D	\$85,247
CHRISTINE	ERB	2300-512903	1	92513003	Teacher-Biology	S028 - MOLLOY	\$80,620
HEALEY	ERIN	2300-512903	1	98813003	Teacher-Science	S038 - SULLIVAN JR HIGH	\$66,020
SCOTT	HUGHES	2300-512903	1	99013006	Teacher-Science	S022 - LHS D	\$84,556
GAYL	HURLEY	2300-512903	1	98810603	Teacher-Math/Science	S038 - SULLIVAN JR HIGH	\$86,402
EMILIA	JORDAN	2300-512903	1	98413003	Teacher-Science	S007 - BUTLER	\$81,806
WILLIAM	JUMPER	2300-512903	1	99013006	Teacher-Physics	S023 - LHS E	\$91,494
BUDINGER	KATHERINE	2300-512903	1	99213003	Teacher-Science	A060 - BRIDGE	\$70,396
JASON	LEWIS	2300-512903	1	98513003	Teacher-Science	S011 - DALEY JR HIGH	\$81,806
VAN	LUONG	2300-512903	1	99013006	Teacher-Chemistry	S022 - LHS D	\$77,431
KIRSTEN	MACLEOD	2300-512903	1	96013006	Teacher-Science	S047 - STOKLOSA	\$84,556
JENNIFER	MAYNARD	2300-512903	1	90212003	Teacher-Math/Science	S047 - STOKLOSA	\$84,556
KILLIAN	MCANANEY	2300-512903	1	99013006	Teacher-Biology	S023 - LHS E	\$77,431
PAULA	MCPHILLIPS	2300-512903	1	90113004	Teacher-Math-Science	S100 - DISTRICTWIDE	\$82,589
FARLEY	MICHAEL	2300-512903	1	99013006	Teacher-Science	S018 - LHS A	\$56,551
GIARDINA	MICHAEL	2300-512903	1	99013006	Teacher-Science	S024 - LHS MAIN OFFICE	\$53,486
ALISON	MONTEMURRO	2300-512903	1	99013006	Teacher-Biology	S018 - LHS A	\$73,695
CHRISTOPHER	O'NEIL	2300-512903	1	90112004	Teacher-Math-Science	S100 - DISTRICTWIDE	\$79,838
ALICIA	PAREDES	2300-512903	1	99013006	Teacher-Science	S018 - LHS A	\$60,928

Lowell Public Schools
FY 2018-19 Staff Salary

Staff Positions
Listed by Position

First Name	Last Name	Account No.	FTE	Org No.	Position	School Location	Salary Budget
SETHEYNY	PEN	2300-512903	1	92012903	Teacher-Content Science	S025 - LINCOLN	\$62,950
JARED	PERKINS	2300-512903	1	91812003	Teacher-Math/Science	S014 - JOSEPH G. PYNE	\$67,325
SCOTT	POTTER	2300-512903	1	98913003	Teacher-Science	S042 - WANG	\$68,209
HYACINTH	PRENTICE	2300-512903	1	99013006	Teacher-Science	S018 - LHS A	\$90,340
ROBERT	RASMUSSEN	2300-512903	1	99013006	Teacher-Biology	S018 - LHS A	\$91,494
CAM	ROPER	2300-512903	1	96012003	Teacher-Math/Science	S047 - STOKLOSA	\$59,881
KELLY	SANBORN	2300-512903	1	98613003	Teacher-Science	S011 - DALEY JR HIGH	\$79,838
GLASHEEN	SEAN	2300-512903	1	99013006	Teacher-Science	S024 - LHS MAIN OFFICE	\$49,626
MARISA	SHEA	2300-512903	1	98512003	Teacher-Science	S011 - DALEY JR HIGH	\$56,551
WILLIAM	SHUGRUE	2300-512903	1	98913003	Teacher-Science	S042 - WANG	\$85,247
JASON	SILVERBERG	2300-512903	1	99013006	Teacher-Chemistry	S023 - LHS E	\$75,882
JAYA	SINHA	2300-512903	1	98813003	Teacher-Science	S038 - SULLIVAN JR HIGH	\$79,838
JUSTIN	SPENCER	2300-512903	1	99013006	Teacher-Biology	S022 - LHS D	\$79,838
EMILY	STEINBERG	2300-512903	1	99013006	Teacher-Biology	S022 - LHS D	\$82,589
DAWN	THEBERGE	2300-512903	1	98910603	Teacher-Science	S042 - WANG	\$85,247
KAITLIN	URBAN	2300-512903	1	99013006	Teacher-Biology	S022 - LHS D	\$78,852
VACANT	VACANT	2300-512903	1	98513003	Teacher-Science	S011 - DALEY JR HIGH	\$60,000
SALLY	VERZONE	2300-512903	1	99013006	Teacher-Chemistry	S020 - LHS C	\$85,247
MEGAN	VILCANS	2300-512903	1	99013006	Teacher-Biology	S023 - LHS E	\$61,710
MARA	WINWARD	2300-512903	1	99013006	Teacher-Biology	S018 - LHS A	\$70,396
ANNE	WOODWARD	2300-512903	1	99013006	Teacher-Chemistry	S022 - LHS D	\$95,837
VACANT	VACANT	2300-512903	-1	90113004	Teacher-Math-Science	S100 - DISTRICTWIDE	-\$60,000
			50				\$3,810,392

Lowell Public Schools
FY 2018-19 Staff Salary

Staff Positions
Listed by Position

First Name	Last Name	Account No.	FTE	Org No.	Position	School Location	Salary Budget
JAMES	KEEGAN	2300-512903	1	99213103	Teacher-Social Studies	A060 - BRIDGE	\$57,861
RONALD	FUSCO	2300-512903	1	98413103	Teacher-Social Studies	S007 - BUTLER	\$77,672
MICHAEL	PICKETT	2300-512903	1	98413103	Teacher-Social Studies	S007 - BUTLER	\$70,396
LINDA	HOLLAND	2300-512903	1	98513103	Teacher-Social Studies	S011 - DALEY JR HIGH	\$88,372
KAREN	MIRANDA	2300-512903	1	98513103	Teacher-Social Studies	S011 - DALEY JR HIGH	\$75,461
AVA	POPAS	2300-512903	1	98513103	Teacher-Social Studies	S011 - DALEY JR HIGH	\$89,197
MICHAEL	NEAGLE	2300-512903	1	91813103	Teacher-Social Studies	S014 - JOSEPH G. PYNE	\$86,402
PHILIP	COMEAU	2300-512903	1	99013106	Teacher-Social Studies	S018 - LHS A	\$84,556
GLEN	GALLAGHER	2300-512903	1	99013106	Teacher-Social Studies	S018 - LHS A	\$75,014
EDWARD	JARACZ	2300-512903	1	99013106	Teacher-Social Studies	S018 - LHS A	\$75,461
RYAN	KEEFE	2300-512903	1	99013106	Teacher-Social Studies	S018 - LHS A	\$80,620
KERRI	MORALES	2300-512903	1	99013106	Teacher-Social Studies	S018 - LHS A	\$77,431
JAMES	CALLAHAN	2300-512903	1	99013106	Teacher-Social Studies	S019 - LHS B	\$86,402
LISA	COLLOCA	2300-512903	1	99013106	Teacher-Social Studies	S019 - LHS B	\$90,340
MITRANO	MARYSA	2300-512903	1	99013106	Teacher-Social Studies	S019 - LHS B	\$54,001
DANIEL	MURPHY	2300-512903	1	99013106	Teacher-Social Studies	S019 - LHS B	\$77,431
RICHARD	OLOUGHLIN	2300-512903	1	99013106	Teacher-Social Studies	S019 - LHS B	\$95,622
STEPHEN	SZECSKAS	2300-512903	1	99013106	Teacher-Social Studies	S019 - LHS B	\$85,247
DANIEL	HANLON	2300-512903	1	99013106	Teacher-Social Studies	S020 - LHS C	\$86,930
DAVID	CASEY	2300-512903	1	99013106	Teacher-Social Studies	S022 - LHS D	\$79,838
DEBBIE	COSTELLO	2300-512903	1	99013106	Teacher-Social Studies	S022 - LHS D	\$83,277
MICHAEL	CROWE	2300-512903	1	99013106	Teacher-Social Studies	S022 - LHS D	\$81,806
ROBERTA	FILLMORE	2300-512903	1	99013106	Teacher-Social Studies	S022 - LHS D	\$83,776
JOSEPH	JUSSAUME	2300-512903	1	99013106	Teacher-Social Studies	S022 - LHS D	\$91,494
CHRISTOPHER	SELVAGGIO	2300-512903	1	99013106	Teacher-Social Studies	S022 - LHS D	\$90,765
KATHERINE	ANSARA	2300-512903	1	99013106	Teacher-Social Studies	S023 - LHS E	\$87,215
ANN	BIENVENUE	2300-512903	1	99013106	Teacher-Social Studies	S023 - LHS E	\$87,215
JENNIFER	CAREY	2300-512903	1	99013106	Teacher-Social Studies	S023 - LHS E	\$93,105
JAMES	MCCABE	2300-512903	1	99013106	Teacher-Social Studies	S023 - LHS E	\$90,340
KARA	PIGEON	2300-512903	1	99013106	Teacher-Social Studies	S023 - LHS E	\$86,402

Lowell Public Schools
FY 2018-19 Staff Salary

Staff Positions
Listed by Position

First Name	Last Name	Account No.	FTE	Org No.	Position	School Location	Salary Budget
GEORGE	TZELIAS	2300-512903	1	99013106	Teacher-Social Studies	S024 - LHS MAIN OFFICE	\$70,764
JENNIFER	HARTIGAN	2300-512903	1	92513103	Teacher-Social Studies	S028 - MOLLOY	\$77,431
BEDFORD	TYLER	2300-512903	1	98613103	Teacher-Social Studies	S035 - ROBINSON	\$54,001
FISCHELIS	WILLIAM	2300-512903	1	98613103	Teacher-Social Studies	S035 - ROBINSON	\$70,764
ANABELA	DASILVA	2300-512903	1	98813103	Teacher-Social Studies	S038 - SULLIVAN JR HIGH	\$84,556
NATHANIEL	KRAFT	2300-512903	1	98813103	Teacher-Social Studies	S038 - SULLIVAN JR HIGH	\$70,764
RICHARD	CALLAHAN	2300-512903	1	98913103	Teacher-Social Studies	S042 - WANG	\$56,551
KATHRYN	CLARK	2300-512903	1	98913103	Teacher-Social Studies	S042 - WANG	\$89,589
MATTHEW	PALMER	2300-512903	1	98913103	Teacher-Social Studies	S042 - WANG	\$80,085
ESTELLE	CHAPUT	2300-512903	1	96013106	Teacher-Social Studies	S047 - STOKLOSA	\$83,776
KYLE	DOLLIVER	2300-512903	1	96013106	Teacher-Social Studies	S047 - STOKLOSA	\$59,881
BRYAN	DUGGAN	2300-512903	1	98613103	Teacher-Social Studies	S047 - STOKLOSA	\$68,209
KAREN	MURPHY	2300-512903	1	96010603	Teacher-Social Studies	S047 - STOKLOSA	\$83,776
HEATHER	DURBROW	2300-512903	1	90113104	Teacher-Social Studies	S100 - DISTRICTWIDE	\$59,881
VACANT	VACANT	2300-512903	-1	90113104	Teacher-Social Studies	S100 - DISTRICTWIDE	-\$60,000
			43				\$3,419,677

Lowell Public Schools
FY 2018-19 Staff Salary

Staff Positions
Listed by Position

First Name	Last Name	Account No.	FTE	Org No.	Position	School Location	Salary Budget
KATHLEEN	COTE	2300-512903	1	90212903	Teacher-Content Literacy	S004 - BAILEY	\$75,461
LAUREN	LUCAS	2300-512903	1	98312903	Teacher-Content Literacy	S005 - BARTLETT	\$80,620
ELIZABETH	KULESZA	2300-512903	1	91512903	Teacher-Content Literacy	S013 - GREENHALGE	\$85,247
KIMBERLY	BRADLEY	2300-512903	1	91812903	Teacher-Content Literacy	S014 - JOSEPH G. PYNE	\$84,636
MELANIE	KOWALSKI	2300-512903	1	92010103	Teacher-Content Literacy	S025 - LINCOLN	\$81,806
VACANT	VACANT	2300-512903	1	97512903	Teacher-Content Literacy	S026 - MCAULIFFE	\$60,000
CHARLENE	WOOSTER	2300-512903	1	91212903	Teacher-Content Literacy	S027 - MCAVINNUE	\$79,838
KIRIAKAKOS	KELLEY	2300-512903	1	93012903	Teacher-Content Literacy	S030 - MOREY	\$57,861
ROXANNE	DESMARAIS	2300-512903	1	98012903	Teacher-Content Literacy	S031 - MURKLAND	\$83,277
MAUREEN	BOUZAN	2300-512903	1	93612903	Teacher-Content Literacy	S032 - PAWTUCKETVILLE	\$64,255
MICHELLE	HARLAND	2300-512903	1	94012903	Teacher-Content Literacy	S033 - REILLY	\$86,402
JOYCE	HENNESSEY	2300-512903	1	98713003	Teacher-Content Literacy	S036 - ROGERS	\$82,589
LISA	MANISCALCO	2300-512903	1	95012903	Teacher-Content Literacy	S037 - SHAUGHNESSY	\$60,928
MARCIE	COMTOIS	2300-512903	1	95512903	Teacher-Content Literacy	S043 - WASHINGTON	\$86,402
PATRICIA	PAPPATHAN	2300-512903	1	92712903	Teacher-Content Literacy	S029 - MOODY ELEMENTARY	\$79,838
PLUNKETT	JOHN	2300-512903	1	99211503	Teacher-ELA	A060 - BRIDGE	\$66,020
DEANNA	GOYETTE	2300-512903	1	98411503	Teacher-ELA	S007 - BUTLER	\$53,486
MARTHA	RZEPALA	2300-512903	1	99011506	Teacher-ELA	S018 - LHS A	\$81,806
KRISTEN	SCHULTZ	2300-512903	1	99011506	Teacher-ELA	S018 - LHS A	\$79,838
PATRICIA	WILLIAMS	2300-512903	1	99011506	Teacher-ELA	S023 - LHS E	\$64,255
COURTNEY	BELL	2300-512903	1	92510109	Teacher-ELA	S028 - MOLLOY	\$59,881
JENNIFER	FRASER	2300-512903	1	98611503	Teacher-ELA	S035 - ROBINSON	\$59,881
SUZANNE	HYSIP	2300-512903	1	98610609	Teacher-ELA	S035 - ROBINSON	\$60,928
BROWN	RAMONA	2300-512903	1	98611503	Teacher-ELA	S035 - ROBINSON	\$78,069
JESSICA	ROBINSON	2300-512903	1	98611503	Teacher-ELA	S035 - ROBINSON	\$69,858
DANIEL	SARGENT	2300-512903	1	98611503	Teacher-ELA	S035 - ROBINSON	\$74,234
JILL	STEC	2300-512903	1	98611503	Teacher-ELA	S035 - ROBINSON	\$80,620
KIMBERLY	THEMELIS	2300-512903	1	98611503	Teacher-ELA	S035 - ROBINSON	\$84,556
DEBORAH	JOHNSON	2300-512903	1	98811503	Teacher-ELA	S038 - SULLIVAN JR HIGH	\$78,852
LYNNE	MCCARTHY	2300-512903	1	98811503	Teacher-ELA	S038 - SULLIVAN JR HIGH	\$90,340

Lowell Public Schools
FY 2018-19 Staff Salary

Staff Positions
Listed by Position

First Name	Last Name	Account No.	FTE	Org No.	Position	School Location	Salary Budget
KRISTY	PAOLILLO	2300-512903	1	98811503	Teacher-ELA	S038 - SULLIVAN JR HIGH	\$83,776
PATRICIA	SMITH	2300-512903	1	98811503	Teacher-ELA	S038 - SULLIVAN JR HIGH	\$79,838
JOLANE	ROY	2300-512903	1	98911503	Teacher-ELA	S042 - WANG	\$85,584
STEPHEN	SILVA	2300-512903	1	98911503	Teacher-ELA	S042 - WANG	\$70,396
GINA	BRUNELAS	2300-512903	1	96010603	Teacher-ELA	S047 - STOKLOSA	\$78,852
THOMAS	O'CONNOR	2300-512903	1	98410603	Teacher-ELA Social Studies	S007 - BUTLER	\$54,001
JACQUELINE	VERZONE	2300-512903	1	99010719	Teacher-ELA-Science	S022 - LHS D	\$59,881
DENIG	KATHLEEN	2300-512903	1	98310603	Teacher-ELA-Soc.Studies	S005 - BARTLETT	\$70,396
TANYA	SPARKES-SWEPSON	2300-512903	1	98410603	Teacher-ELA-Soc.Studies	S007 - BUTLER	\$74,234
KATIE	MAHONEY	2300-512903	1	98911503	Teacher-ELA-Soc.Studies	S042 - WANG	\$79,838
MCDONALD	MELISSA	2300-512903	1	96011503	Teacher-ELA-Soc.Studies	S047 - STOKLOSA	\$84,636
GALVIN	MICHAELA	2300-512903	1	96011503	Teacher-ELA-Soc.Studies	S047 - STOKLOSA	\$66,020
MENDES	TRACI	2300-512903	1	96011503	Teacher-ELA-Soc.Studies	S047 - STOKLOSA	\$70,396
MELISSA	DESROCHES	2300-512903	1	98611503	Teacher-ELA-Soc.Studies	S100 - DISTRICTWIDE	\$68,107
PAMELA	RICHARDS	2300-512903	1	90113104	Teacher-ELA-Soc.Studies	S100 - DISTRICTWIDE	\$85,247
CULLINAN	DARCY	2300-512903	1	99211503	Teacher-English	A060 - BRIDGE	\$70,396
JENNIFER	MACDONALD	2300-512903	1	98411503	Teacher-English	S007 - BUTLER	\$88,372
DEVAN	SURETTE	2300-512903	1	98411503	Teacher-English	S007 - BUTLER	\$65,139
CAROLYN	BOHL	2300-512903	1	98511503	Teacher-English	S011 - DALEY JR HIGH	\$79,838
MELISSA	FONTAINE	2300-512903	1	98511503	Teacher-English	S011 - DALEY JR HIGH	\$80,620
ERIN	MCGRATH	2300-512903	1	98511503	Teacher-English	S011 - DALEY JR HIGH	\$88,372
KATIE	PUDIL	2300-512903	1	98510603	Teacher-English	S011 - DALEY JR HIGH	\$70,396
TIFFANY	VOGEL	2300-512903	1	91811503	Teacher-English	S014 - JOSEPH G. PYNE	\$66,020
ANTHONY	GIORDANO	2300-512903	1	99011506	Teacher-English	S018 - LHS A	\$78,071
JACQUELINE	HOFFMAN	2300-512903	1	99011506	Teacher-English	S018 - LHS A	\$65,035
NANCY	MURPHY	2300-512903	1	99011506	Teacher-English	S018 - LHS A	\$92,321
LYNDSAY	WHITE	2300-512903	1	99011506	Teacher-English	S018 - LHS A	\$67,325
KENDRA	BAUER	2300-512903	1	99011506	Teacher-English	S019 - LHS B	\$85,247
PAUL	FRANCOEUR	2300-512903	1	99011506	Teacher-English	S019 - LHS B	\$89,962
WILLIAM	NORTHRUP	2300-512903	1	99011506	Teacher-English	S019 - LHS B	\$79,838

Lowell Public Schools
FY 2018-19 Staff Salary

Staff Positions
Listed by Position

First Name	Last Name	Account No.	FTE	Org No.	Position	School Location	Salary Budget
SUZANNE	RILEY	2300-512903	1	99011506	Teacher-English	S019 - LHS B	\$82,589
KRISTIE	VOLANTE	2300-512903	1	99011506	Teacher-English	S019 - LHS B	\$79,838
NANCY	CONNELLY	2300-512903	1	99011506	Teacher-English	S020 - LHS C	\$82,589
TRICIA	GABOR	2300-512903	1	99011506	Teacher-English	S020 - LHS C	\$83,277
DEANNA	STANFORD	2300-512903	1	99011506	Teacher-English	S020 - LHS C	\$83,277
ELENA	APOSTOLOS	2300-512903	1	99011506	Teacher-English	S022 - LHS D	\$86,402
STACY	CENTOLA	2300-512903	1	99011506	Teacher-English	S022 - LHS D	\$82,589
MAGGIE	MORIARTY	2300-512903	1	99011506	Teacher-English	S022 - LHS D	\$67,325
JOHN	PASTRICK	2300-512903	1	99011506	Teacher-English	S022 - LHS D	\$79,838
BRIGITTE	BEAUCHESNE	2300-512903	1	99011506	Teacher-English	S023 - LHS E	\$87,215
DARRIN	BERARD	2300-512903	1	99011506	Teacher-English	S023 - LHS E	\$81,806
LAUGHLIN	BRYANNA	2300-512402	1	99310103	Teacher-English	S023 - LHS E	\$53,486
KATIE	DUBE	2300-512903	1	99011506	Teacher-English	S023 - LHS E	\$81,806
KATHLEEN	KEEFE	2300-512903	1	99011506	Teacher-English	S023 - LHS E	\$80,620
MARK	KEEFE	2300-512903	1	99011506	Teacher-English	S023 - LHS E	\$81,806
MEGAN	MARTINEZ	2300-512903	1	99011506	Teacher-English	S023 - LHS E	\$81,806
TESINI	MEGHAN	2300-512903	1	99011506	Teacher-English	S024 - LHS MAIN OFFICE	\$66,020
CHRISTOPHER	HICKEY	2300-512903	1	92511504	Teacher-English	S028 - MOLLOY	\$79,838
GREGORY	MCDONOUGH	2300-512903	1	92511504	Teacher-English	S028 - MOLLOY	\$81,806
TADD	ALLEN	2300-512903	1	98611503	Teacher-English	S035 - ROBINSON	\$70,396
KAREN	ROTHSCHILD	2300-512903	1	98811503	Teacher-English	S038 - SULLIVAN JR HIGH	\$84,242
PHILIP	CONNERS	2300-512903	1	96011503	Teacher-English	S047 - STOKLOSA	\$81,806
GEORGE	HARDING	2300-512903	1	96011503	Teacher-English	S047 - STOKLOSA	\$82,165
PAUL	ROURKE	2300-512903	1	96011503	Teacher-English	S047 - STOKLOSA	\$74,234
ELIZABETH	SKREKAS	2300-512903	1	90112004	Teacher-English	S100 - DISTRICTWIDE	\$75,461
VACANT	VACANT	2300-512903	-2	90112004	Teacher-English	S100 - DISTRICTWIDE	-\$120,000
MARY	MCMAMARA	2300-512141	1	16040040	Teacher-Reading	S013 - GREENHALGE	\$88,178
KATHY	BEAUVAIS	2300-512903	1	98012903	Teacher-Reading	S031 - MURKLAND	\$88,959
DOUGLAS	ST LAWRENCE	2300-512141	1	16040040	Teacher-Reading	S031 - MURKLAND	\$92,713
PATRICIA	ROBINSON	2300-512903	1	98911503	Teacher-Reading	S042 - WANG	\$87,215

Lowell Public Schools
FY 2018-19 Staff Salary

Staff Positions
Listed by Position

First Name	Last Name	Account No.	FTE	Org No.	Position	School Location	Salary Budget
VACANT	VACANT	2300-512903	-4	90112004	Teacher-Reading	S100 - DISTRICTWIDE	-\$120,000
VACANT	VACANT	2300-512903	-2	99011506	Teacher-English	S020 - LHS C	-\$120,000
VACANT	VACANT	2300-512903	-4	90112004	Teacher-English	S100 - DISTRICTWIDE	-\$240,000
			77				\$6,239,240

Lowell Public Schools
FY 2018-19 Staff Salary

Staff Positions
Listed by Position

First Name	Last Name	Account No.	FTE	Org No.	Position	School Location	Salary Budget
JEANNINE	AMEDURI	2300-512903	1	99011606	Teacher-Foreign Language	S023 - LHS E	\$78,071
YARALIZ	AMEZQUITA	2100-512109	1	99011603	Teacher-Foreign Language	S024 - LHS MAIN OFFICE	\$70,396
RAPHAEL	ARHUIDESE	2300-512903	1	99011606	Teacher-Foreign Language	S018 - LHS A	\$81,510
MICHAEL	ARWE	2300-512903	1	99011606	Teacher-Foreign Language	S019 - LHS B	\$93,464
ROBIN	BOOTS	2300-512903	1	99011606	Teacher-Foreign Language	S019 - LHS B	\$89,981
JULIO	DECARVALHO	2300-512903	1	99011606	Teacher-Foreign Language	S023 - LHS E	\$93,464
AMARILIS	DELGADO	2300-512903	1	99011606	Teacher-Foreign Language	S018 - LHS A	\$81,806
WILLIAM	DONAGHEY	2300-512903	1	99011606	Teacher-Foreign Language	S020 - LHS C	\$89,498
KATHLEEN	DURKIN	2300-512903	1	99011606	Teacher-Foreign Language	S023 - LHS E	\$84,556
MARYANN	DYSON	2300-512903	1	99011606	Teacher-Foreign Language	S019 - LHS B	\$81,773
DORIAN	POPESCU	2300-512903	1	99011606	Teacher-Foreign Language	S023 - LHS E	\$73,891
CHENDA	PRAK	2300-512903	1	99011606	Teacher-Foreign Language	S018 - LHS A	\$73,695
SENG	PRUM	2300-512903	1	99011606	Teacher-Foreign Language	S019 - LHS B	\$83,362
RAFAEL	QUILES	2300-512903	1	99011606	Teacher-Foreign Language	S023 - LHS E	\$79,838
ERICA	SMITH	2300-512903	1	99011606	Teacher-Foreign Language	S020 - LHS C	\$84,556
PAN	SO	2300-512903	1	99011606	Teacher-Foreign Language	S019 - LHS B	\$88,618
VACANT	VACANT	2300-512903	1	99011606	Teacher-Foreign Language	S023 - LHS E	\$60,000
VACANT	VACANT	2300-512903	-1	99011606	Teacher-Foreign Language	S024 - LHS MAIN OFFICE	-\$60,000
			16				\$1,328,479

Lowell Public Schools
FY 2018-19 Staff Salary

Staff Positions
Listed by Position

First Name	Last Name	Account No.	FTE	Org No.	Position	School Location	Salary Budget
STEVEN	FERRI	2300-512903	1	99012706	Teacher-Business Ed	S020 - LHS C	\$85,247
MICHAEL	MCCABE	2300-512903	1	99012706	Teacher-Business Ed	S023 - LHS E	\$83,776
JACQUELINE	TAYLOR	2300-512903	1	99012706	Teacher-Business Ed	S022 - LHS D	\$87,215
JILL	TAYLOR	2300-512903	1	99012706	Teacher-Business Ed	S022 - LHS D	\$92,713
WAYNE	TAYLOR	2300-512903	1	99012706	Teacher-Business Ed	S022 - LHS D	\$64,368
			5				\$413,319

Lowell Public Schools
FY 2018-19 Staff Salary

Staff Positions
Listed by Position

First Name	Last Name	Account No.	FTE	Org No.	Position	School Location	Salary Budget
PAUL	FRANCOEUR	2300-512903	1	99028004	Teacher Suspension In House	S018 - LHS A	\$76,961
MICHAEL	MCLEOD	2300-512903	1	99028004	Teacher Suspension In House	S019 - LHS B	\$78,071
			2				\$155,032

Lowell Public Schools
FY 2018-19 Staff Salary

Staff Positions
Listed by Position

First Name	Last Name	Account No.	FTE	Org No.	Position	School Location	Salary Budget
VONG	OUNG	2300-512903	1	99334206	Teacher-Native Language Support	S047 - STOKLOSA	\$86,150
			2				\$86,150

Lowell Public Schools
FY 2018-19 Staff Salary

Staff Positions
Listed by Position

First Name	Last Name	Account No.	FTE	Org No.	Position	School Location	Salary Budget
MAJID	ABDULHUSSIEN	2300-512958	1	98710606	PARAPROFESSIONAL ELL	S036 - ROGERS	\$28,715
BERNADETTE	AGOSTO	2300-512958	1	98310103	PARAPROFESSIONAL	S005 - BARTLETT	\$34,889
NAHLA	AL-MOAZAN	2300-512958	1	98510603	PARAPROFESSIONAL ELL	S011 - DALEY JR HIGH	\$28,715
ELIZABETH	ANDERSON	2300-512958	1	94010103	PARAPROFESSIONAL	S033 - REILLY	\$31,424
ROBIN	ARSENIU	2300-512958	1	98710603	PARAPROFESSIONAL PRE K	S100 - DISTRICTWIDE	\$34,816
CAROL	ARUTUNIAN	2300-512958	1	90210106	PARAPROFESSIONAL	S004 - BAILEY	\$28,016
MARIA	AZEVEDO	2300-512958	1	92010103	PARAPROFESSIONAL ELL	S025 - LINCOLN	\$36,405
PHOUNGEUNE	BACCAM	2300-512958	1	92010103	PARAPROFESSIONAL	S025 - LINCOLN	\$33,084
CYNTHIA	BALL	2300-512958	1	98710603	PARAPROFESSIONAL ELL	S036 - ROGERS	\$28,715
JUANITA	BALSAMO	2300-512958	1	95510106	PARAPROFESSIONAL HEALTH	S043 - WASHINGTON	\$37,055
THERESA	BARR	2300-512958	1	97510103	PARAPROFESSIONAL	S026 - MCAULIFFE	\$28,715
SUSAN	BERARD	2300-512958	1	91510103	PARAPROFESSIONAL	S013 - GREENHALGE	\$37,128
ROSE MARIE	BERGERON	2300-512958	1	98010103	PARAPROFESSIONAL	S031 - MURKLAND	\$34,816
MAUREEN	BILODEAU	2300-512958	1	98610603	PARAPROFESSIONAL	S035 - ROBINSON	\$36,405
PAMELA	BOWLES	2300-512958	1	95510103	PARAPROFESSIONAL	S043 - WASHINGTON	\$33,084
PATRICIA	BROGAN	2300-512958	1	98310103	PARAPROFESSIONAL	S005 - BARTLETT	\$34,816
DEBRA	BRUNELLE	2300-512958	1	98010103	PARAPROFESSIONAL	S030 - MOREY	\$34,816
DENNIS	CAHILL	2300-512958	1	91810103	PARAPROFESSIONAL	S014 - JOSEPH G. PYNE	\$38,211
CLARIZA	CAMARA	2300-512958	1	94010103	PARAPROFESSIONAL ELL	S033 - REILLY	\$34,816
IRIS	CANDELARIA	2300-512958	1	98810603	PARAPROFESSIONAL ELL	S038 - SULLIVAN JR HIGH	\$34,023
SUSAN	CANELAS	2300-512958	1	94010103	PARAPROFESSIONAL	S033 - REILLY	\$34,745
CATHERINE	CARMODY	2300-512958	1	95010106	PARAPROFESSIONAL	S037 - SHAUGHNESSY	\$34,889
LAURIE	CARNEY	2300-512958	1	98710603	PARAPROFESSIONAL	S036 - ROGERS	\$27,961
MYRNA	CARRASCO	2300-512958	1	97510106	PARAPROFESSIONAL	S026 - MCAULIFFE	\$34,745
STACY	CHAN	2300-512958	1	95510103	PARAPROFESSIONAL	S043 - WASHINGTON	\$28,715
SARADY	CHEY	2300-512958	1	98010103	PARAPROFESSIONAL	S031 - MURKLAND	\$37,345
DOUNGSEREY	CHHIM	2300-512958	1	98410603	PARAPROFESSIONAL	S007 - BUTLER	\$35,611
SHARIFAH	CHHOENG	2300-512958	1	91510103	PARAPROFESSIONAL	S013 - GREENHALGE	\$35,466
BETH	CLAFFIE	2300-512958	1	98510603	PARAPROFESSIONAL	S011 - DALEY JR HIGH	\$28,715
NICOLE	CLARK	2300-512958	1	93610103	PARAPROFESSIONAL	S032 - PAWTUCKETVILLE	\$28,715

Lowell Public Schools
FY 2018-19 Staff Salary

Staff Positions
Listed by Position

First Name	Last Name	Account No.	FTE	Org No.	Position	School Location	Salary Budget
ALEXANDRA	CLARK	2300-512958	1	94010103	PARAPROFESSIONAL	S033 - REILLY	\$36,548
BEVERLY	COLLINS	2300-512958	1	91210103	PARAPROFESSIONAL	S027 - MCAVINNUE	\$34,889
GERALDYNE	COLON	2300-512958	1	98410603	PARAPROFESSIONAL	S007 - BUTLER	\$35,611
AIDE	COLON	2300-512958	1	92010106	PARAPROFESSIONAL HEALTH	S025 - LINCOLN	\$35,394
NICOLE	COMEIRO	2300-512958	1	91810103	PARAPROFESSIONAL	S014 - JOSEPH G. PYNE	\$21,416
NICOLE	COMTOIS	2300-512958	1	98910603	PARAPROFESSIONAL	S042 - WANG	\$27,961
KATHRYN	CONOVER	2300-512958	1	92710103	PARAPROFESSIONAL HEALTH	S100 - DISTRICTWIDE	\$32,381
GLORIA	COSTARAKIS	2300-512958	1	93010106	PARAPROFESSIONAL	S030 - MOREY	\$31,026
DEBRA	COTE	2300-512958	1	92010103	PARAPROFESSIONAL ELL	S025 - LINCOLN	\$34,745
CORALIE	COTE	2300-512958	1	93610106	PARAPROFESSIONAL ELL	S032 - PAWTUCKETVILLE	\$21,416
ELLEN	CREGG	2300-512958	1	98510603	PARAPROFESSIONAL	S011 - DALEY JR HIGH	\$33,952
YADARIS	CRUZ	2300-512958	1	97510103	PARAPROFESSIONAL HEALTH	S026 - MCAULIFFE	\$22,293
NANCY	DAIGLE	2300-512958	1	92010103	PARAPROFESSIONAL	S025 - LINCOLN	\$32,381
SHERRY	DALRYMPLE	2300-512958	1	98610606	PARAPROFESSIONAL	S035 - ROBINSON	\$22,293
MICHELLE	DALTON	2300-512958	1	98710603	PARAPROFESSIONAL	S036 - ROGERS	\$28,715
KENNETH	DAVIS	2300-512958	1	96010104	PARAPROFESSIONAL	S047 - STOKLOSA	\$32,381
SOUPHAN	DEIGNAN	2300-512958	1	93010106	PARAPROFESSIONAL	S030 - MOREY	\$35,394
ZAIDA	DEJESUS	2300-512958	1	97510103	PARAPROFESSIONAL	S026 - MCAULIFFE	\$23,191
YOLANDA	DELACRUZ	2300-512958	1	97510103	PARAPROFESSIONAL	S026 - MCAULIFFE	\$39,005
JOYCELIANNIE	DELGADO	2300-512958	1	98610603	PARAPROFESSIONAL	S035 - ROBINSON	\$22,293
KERRI	DEROSA	2300-512958	1	95010103	PARAPROFESSIONAL	S037 - SHAUGHNESSY	\$28,715
MARYBETH	DERWINIS	2300-512958	1	93010103	PARAPROFESSIONAL	S030 - MOREY	\$36,548
MICHELLE	DESCHENES	2300-512958	1	91210103	PARAPROFESSIONAL	S027 - MCAVINNUE	\$33,085
PAMELA	DESCOTEAUX	2300-512958	1	91810103	PARAPROFESSIONAL	S014 - JOSEPH G. PYNE	\$31,424
YOLANDA	DIAZ	2300-512958	1	93010106	PARAPROFESSIONAL	S030 - MOREY	\$29,108
STACEY	DION KING	2300-512958	1	93610103	PARAPROFESSIONAL HEALTH	S100 - DISTRICTWIDE	\$29,521
SUSAN	DRAPER	2300-512958	1	90210103	PARAPROFESSIONAL	S004 - BAILEY	\$35,684
RENE	DUCHARME	2300-512958	1	92010106	PARAPROFESSIONAL HEALTH	S025 - LINCOLN	\$36,261
DIANE	DUCHARME	2300-512958	1	93010103	PARAPROFESSIONAL	S030 - MOREY	\$34,889
SAMANTHA	DUMAIS	2300-512958	1	92710103	PARAPROFESSIONAL	S100 - DISTRICTWIDE	\$23,592

Lowell Public Schools
FY 2018-19 Staff Salary

Staff Positions
Listed by Position

First Name	Last Name	Account No.	FTE	Org No.	Position	School Location	Salary Budget
KIMBERLY	EDIE	2300-512958	1	98010103	PARAPROFESSIONAL	S031 - MURKLAND	\$26,324
KRISTIN	FARLEY	2300-512958	1	92710103	PARAPROFESSIONAL	S029 - MOODY ELEMENTAR\	\$27,210
SHAELAH	FARRELL	2300-512958	1	93610103	PARAPROFESSIONAL	S032 - PAWTUCKETVILLE	\$26,324
SANDRA	FEBO	2300-511000	1	15620005	PARAPROFESSIONAL	S100 - DISTRICTWIDE	\$29,108
MARCIA	FERNSTEN	2300-512958	1	98810603	PARAPROFESSIONAL ELL	S038 - SULLIVAN JR HIGH	\$28,715
BRENDA	FINCH	2300-512958	1	91510106	PARAPROFESSIONAL	S013 - GREENHALGE	\$28,713
PATRICIA	FITZGERALD	2300-511000	1	15620005	PARAPROFESSIONAL	S032 - PAWTUCKETVILLE	\$35,466
SHANNON	FLAHIVE	2300-512958	1	91210103	PARAPROFESSIONAL ELL	S027 - MCAVINNUE	\$26,324
ROSELYN	FLOOD	2300-512958	1	91510103	PARAPROFESSIONAL	S013 - GREENHALGE	\$33,082
MARY	FLYNN	2300-512958	1	91210103	PARAPROFESSIONAL	S027 - MCAVINNUE	\$36,405
SUSAN	FLYNN	2300-512958	1	95510103	PARAPROFESSIONAL	S043 - WASHINGTON	\$34,816
SUSAN	FORTIER	2300-512958	1	90210103	PARAPROFESSIONAL	S004 - BAILEY	\$33,952
CYNTHIA	FOSSE	2300-512958	1	91210103	PARAPROFESSIONAL ELL	S027 - MCAVINNUE	\$28,715
AMY	FRECHETTE	2300-512958	1	91510106	PARAPROFESSIONAL	S013 - GREENHALGE	\$31,564
RUTH	FREEMAN	2300-512958	1	93010103	PARAPROFESSIONAL	S030 - MOREY	\$36,405
RACHEL	GALLAGHER	2300-512958	1	97510103	PARAPROFESSIONAL	S026 - MCAULIFFE	\$28,715
LINDA	GARTHE	2300-512958	1	92010106	PARAPROFESSIONAL	S025 - LINCOLN	\$36,405
JASON	GATES	2300-512958	1	98910603	PARAPROFESSIONAL	S042 - WANG	\$26,324
PATRICIA	GREENE	2300-512958	1	93610103	PARAPROFESSIONAL	S032 - PAWTUCKETVILLE	\$33,084
HEIDI	GRIFFIN	2300-512958	1	98810603	PARAPROFESSIONAL ELL	S038 - SULLIVAN JR HIGH	\$32,381
LAJARVIS	GRINER	2300-512958	1	98710603	PARAPROFESSIONAL	S036 - ROGERS	\$27,210
ERIN	HEBERT	2300-512958	1	91810106	PARAPROFESSIONAL	S014 - JOSEPH G. PYNE	\$24,949
ELIANETH	HERNANDEZ	2300-512958	1	98310606	PARAPROFESSIONAL	S005 - BARTLETT	\$24,981
THYDA	HORM	2300-512958	1	98410603	PARAPROFESSIONAL ELL	S007 - BUTLER	\$33,084
NATASHA	HOWELL	2300-512958	1	98610606	PARAPROFESSIONAL	S035 - ROBINSON	\$24,543
HILDA	HUERTAS	2300-512958	1	91810103	PARAPROFESSIONAL HEALTH	S014 - JOSEPH G. PYNE	\$35,394
LINDA	HUNTER	2300-512958	1	92010103	PARAPROFESSIONAL	S025 - LINCOLN	\$34,745
SAVUTH	HUYNH	2300-512958	1	98010103	PARAPROFESSIONAL ELL	S031 - MURKLAND	\$36,548
DOREEN	JONES	2300-512958	1	98310103	PARAPROFESSIONAL	S005 - BARTLETT	\$33,084
NANCY	JUDD	2300-512958	1	98010106	PARAPROFESSIONAL HEALTH	S031 - MURKLAND	\$38,860

Lowell Public Schools
FY 2018-19 Staff Salary

Staff Positions
Listed by Position

First Name	Last Name	Account No.	FTE	Org No.	Position	School Location	Salary Budget
MAUREEN	KEENE	2300-512958	1	98710603	PARAPROFESSIONAL	S036 - ROGERS	\$36,405
JENNA	KEMP	2300-512958	1	98010103	PARAPROFESSIONAL	S031 - MURKLAND	\$24,949
CHERYL	KILLGREN	2300-512958	1	97510106	PARAPROFESSIONAL HEALTH	S026 - MCAULIFFE	\$31,419
BRENDA	KING	2300-512958	1	92010106	PARAPROFESSIONAL	S025 - LINCOLN	\$36,478
LISA	LABRECQUE	2300-512958	1	94010103	PARAPROFESSIONAL	S033 - REILLY	\$30,035
GAYLE	LANDRY	2300-512958	1	92010103	PARAPROFESSIONAL	S025 - LINCOLN	\$36,478
LAUREN	LANNON	2300-512958	1	93010103	PARAPROFESSIONAL	S030 - MOREY	\$34,816
KATHRYN	LARRY	2300-512958	1	91210103	PARAPROFESSIONAL	S027 - MCAVINNUE	\$37,127
TERRI	LAUREANNO	2300-512958	1	91210103	PARAPROFESSIONAL	S027 - MCAVINNUE	\$36,548
LOYCE	LAWLOR	2300-512958	1	91510103	PARAPROFESSIONAL ELL	S013 - GREENHALGE	\$28,715
MALINDA	LEAL SALLES	2300-512958	1	96010606	PARAPROFESSIONAL	S047 - STOKLOSA	\$32,288
DOREEN	LEMAY	2300-512958	1	91810103	PARAPROFESSIONAL	S014 - JOSEPH G. PYNE	\$33,155
BARBARA	LORD	2300-512958	1	98310103	PARAPROFESSIONAL	S005 - BARTLETT	\$31,424
KELLI	LYSZ	2300-511000	1	15620005	PARAPROFESSIONAL	S027 - MCAVINNUE	\$31,248
KRISTINE	MACINNIS	2300-512958	1	90210103	PARAPROFESSIONAL	S004 - BAILEY	\$29,108
MARY	MARTIN	2300-512958	1	92710103	PARAPROFESSIONAL	S029 - MOODY ELEMENTAR\	\$28,715
TERESA	MAZZONE	2300-512958	1	95010106	PARAPROFESSIONAL	S037 - SHAUGHNESSY	\$33,952
MARTHA	MCARDLE	2300-512958	1	94010103	PARAPROFESSIONAL	S033 - REILLY	\$36,548
CHRISTA	MCGRATH	2300-512958	1	91510103	PARAPROFESSIONAL	S013 - GREENHALGE	\$36,548
AMY	MCMANUS	2300-512958	1	94010103	PARAPROFESSIONAL	S033 - REILLY	\$28,715
ELLEN	MCPHEE	2300-512958	1	98310606	PARAPROFESSIONAL HEALTH	S005 - BARTLETT	\$25,884
SUSANA	MENEZES	2300-512958	1	92710103	PARAPROFESSIONAL	S029 - MOODY ELEMENTAR\	\$34,889
SHARON	MERRILL	2300-512958	1	98710603	PARAPROFESSIONAL PRE K	S100 - DISTRICTWIDE	\$28,715
KATHRYN	MISSETT	2300-512958	1	92710103	PARAPROFESSIONAL	S029 - MOODY ELEMENTAR\	\$26,324
MELYSSA	MONAHAN	2300-512958	1	95010106	PARAPROFESSIONAL HEALTH	S037 - SHAUGHNESSY	\$31,026
ASHLEY	MORRIS	2300-512958	1	93010103	PARAPROFESSIONAL	S030 - MOREY	\$28,715
PATRICIA	MORRIS	2300-512958	1	93010103	PARAPROFESSIONAL	S030 - MOREY	\$34,023
YASER	NASER	2300-512958	1	98610603	PARAPROFESSIONAL	S035 - ROBINSON	\$28,715
DENISE	NEWELL	2300-512958	1	98010106	PARAPROFESSIONAL	S031 - MURKLAND	\$36,261
REBECCA	OBDENS	2300-512958	1	91210103	PARAPROFESSIONAL HEALTH	S027 - MCAVINNUE	\$31,026

Lowell Public Schools
FY 2018-19 Staff Salary

Staff Positions
Listed by Position

First Name	Last Name	Account No.	FTE	Org No.	Position	School Location	Salary Budget
KATHERINE	OFALLON	2300-511000	1	15620005	PARAPROFESSIONAL HEALTH	S026 - MCAULIFFE	\$28,016
JENNIFER	ORTIZ	2300-512958	1	94010103	PARAPROFESSIONAL ELL	S033 - REILLY	\$26,459
SAMARA	ORTIZ	2300-512958	1	98710603	PARAPROFESSIONAL	S036 - ROGERS	\$32,288
FERNANDA	OTERO	2300-512958	1	93010103	PARAPROFESSIONAL	S030 - MOREY	\$32,381
MARY	PAQUIN-MARQUEZ	2300-512958	1	98410603	PARAPROFESSIONAL	S007 - BUTLER	\$31,424
SARA	PAYNE	2300-512958	1	98710603	PARAPROFESSIONAL	S036 - ROGERS	\$28,715
SUSANNE	PELLAND	2300-512958	1	90210103	PARAPROFESSIONAL	S004 - BAILEY	\$34,816
ELIZABETH	PHILLIPS	2300-512958	1	98810606	PARAPROFESSIONAL	S038 - SULLIVAN JR HIGH	\$27,210
PAO	PRAK	2300-512958	1	96010104	PARAPROFESSIONAL	S047 - STOKLOSA	\$26,324
LISA	PRESCOTT	2300-512958	1	93610103	PARAPROFESSIONAL HEALTH	S032 - PAWTUCKETVILLE	\$33,735
TERESA	PROVENCHER	2300-512958	1	98010103	PARAPROFESSIONAL	S031 - MURKLAND	\$25,705
AMY	PROVOST	2300-512958	1	90210103	PARAPROFESSIONAL	S004 - BAILEY	\$33,735
JULIE	RAMALHO	2300-512958	1	98910603	PARAPROFESSIONAL	S042 - WANG	\$33,084
KAMILLE	RAMOS	2300-512958	1	99210606	PARAPROFESSIONAL	S034 - RIVERSIDE	\$26,955
KOUSALYA	RAVICHANDRA	2300-512958	1	90210103	PARAPROFESSIONAL	S004 - BAILEY	\$26,459
CATHERINE	REILLY	2300-512958	1	95510103	PARAPROFESSIONAL	S043 - WASHINGTON	\$32,288
AIDA	REYES	2300-512958	1	94010106	PARAPROFESSIONAL ELL	S033 - REILLY	\$33,155
ELY	RIVERA	2300-512958	1	91210103	PARAPROFESSIONAL	S027 - MCAVINNUE	\$33,084
MARLENE	ROMAN	2300-512958	1	98310606	PARAPROFESSIONAL	S005 - BARTLETT	\$28,715
DENNIS	ROSA	2300-512958	1	90210103	PARAPROFESSIONAL	S004 - BAILEY	\$36,261
CAROL	RUSHTON	2300-512958	1	94010103	PARAPROFESSIONAL	S033 - REILLY	\$36,405
PATRICIA	RYAN	2300-512958	1	92010103	PARAPROFESSIONAL	S025 - LINCOLN	\$36,478
LISA	RYDER	2300-512958	1	92710103	PARAPROFESSIONAL	S029 - MOODY ELEMENTARY	\$31,424
STEPHANIE	SABETTI	2300-512958	1	98010103	PARAPROFESSIONAL	S031 - MURKLAND	\$23,572
SUSAN	SACHETTA	2300-512958	1	91510103	PARAPROFESSIONAL	S013 - GREENHALGE	\$33,155
ELINOR	SADLIER	2300-512958	1	96010104	PARAPROFESSIONAL	S047 - STOKLOSA	\$36,548
CAROLE	SARGENT	2300-512958	1	97510103	PARAPROFESSIONAL	S026 - MCAULIFFE	\$33,952
DIB	SARKIS	2300-512958	1	96010104	PARAPROFESSIONAL	S047 - STOKLOSA	\$21,416
SCOTT	SCUTURIO	2300-512958	1	91510103	PARAPROFESSIONAL ELL	S013 - GREENHALGE	\$23,191
MICHELE	SEPE	2300-512958	1	94010103	PARAPROFESSIONAL ELL	S033 - REILLY	\$35,684

Lowell Public Schools
FY 2018-19 Staff Salary

Staff Positions
Listed by Position

First Name	Last Name	Account No.	FTE	Org No.	Position	School Location	Salary Budget
NANCY	SHAW	2300-512958	1	91510106	PARAPROFESSIONAL	S013 - GREENHALGE	\$31,026
MARY	SHEA-MCKENZIE	2300-512958	1	98810603	PARAPROFESSIONAL	S038 - SULLIVAN JR HIGH	\$31,424
DELMIS	SIERRA	2300-512958	1	98710603	PARAPROFESSIONAL	S036 - ROGERS	\$22,670
ANA	SILVA	2300-512958	1	92010103	PARAPROFESSIONAL	S025 - LINCOLN	\$34,814
JOANN	SNEAD	2300-512958	1	90210103	PARAPROFESSIONAL	S004 - BAILEY	\$23,592
SAMBATH	SOUM	2300-512958	1	98010103	PARAPROFESSIONAL ELL	S031 - MURKLAND	\$36,548
ELIZABETH	SOUSA	2300-512958	1	98610603	PARAPROFESSIONAL	S035 - ROBINSON	\$28,715
ADRIANA	ST ONGE	2300-512958	1	97510103	PARAPROFESSIONAL	S026 - MCAULIFFE	\$23,592
VARVARA	STANCHEVA	2300-512958	1	91810103	PARAPROFESSIONAL	S014 - JOSEPH G. PYNE	\$32,381
GINA	STEWART	2300-512958	1	99010712	PARAPROFESSIONAL HEALTH	S017 - LHS	\$33,735
COLLEEN	SULLIVAN	2300-512958	1	99010712	PARAPROFESSIONAL HEALTH	S017 - LHS	\$37,054
ALYSSA	SWANSON	2300-512958	1	91810103	PARAPROFESSIONAL ELL	S026 - MCAULIFFE	\$24,543
SAJADA	SYED	2300-512958	1	94010103	PARAPROFESSIONAL ELL	S033 - REILLY	\$34,889
JESSE	SYKES	2300-512958	1	93610106	PARAPROFESSIONAL	S032 - PAWTUCKETVILLE	\$27,645
KAREN	TANGUAY	2300-512958	1	98410603	PARAPROFESSIONAL	S007 - BUTLER	\$34,745
PATRICIA	TEAGUE	2300-512958	1	98510603	PARAPROFESSIONAL	S011 - DALEY JR HIGH	\$32,288
ARLENE	THERIAULT	2300-512958	1	95010106	PARAPROFESSIONAL	S037 - SHAUGHNESSY	\$36,138
NICOLE	THISSELL	2300-512958	1	98710606	PARAPROFESSIONAL HEALTH	S036 - ROGERS	\$28,636
EMELINE	THOMAS	2300-512958	1	98510603	PARAPROFESSIONAL	S011 - DALEY JR HIGH	\$28,715
STEPHANIE	THOMPSON	2300-512958	1	91510103	PARAPROFESSIONAL	S013 - GREENHALGE	\$28,715
DIANE	TOOMAJANIAN	2300-512958	1	92010103	PARAPROFESSIONAL	S025 - LINCOLN	\$31,424
NAOMI	TORRES ORTIZ	2300-512958	1	98710603	PARAPROFESSIONAL	S036 - ROGERS	\$30,035
ANN	TRUDEL	2300-512958	1	93610103	PARAPROFESSIONAL	S032 - PAWTUCKETVILLE	\$33,084
VACANT	VACANT	2300-512958	1	99010712	PARAPROFESSIONAL HEALTH	S017 - LHS	\$25,000
DOREEN	VAUGHAN	2300-512958	1	91810103	PARAPROFESSIONAL	S014 - JOSEPH G. PYNE	\$31,424
CAROL	VILLINEAU	2300-512958	1	93010106	PARAPROFESSIONAL	S030 - MOREY	\$33,735
KELLY	WALSH	2300-512958	1	93610103	PARAPROFESSIONAL HEALTH	S032 - PAWTUCKETVILLE	\$38,860
AMY	WATTS	2300-512958	1	98010103	PARAPROFESSIONAL HEALTH	S031 - MURKLAND	\$31,026
KATHLEEN	WELLS	2300-512958	1	93010103	PARAPROFESSIONAL	S030 - MOREY	\$28,715
MARCY	WINER	2300-512958	1	92710103	PARAPROFESSIONAL	S029 - MOODY ELEMENTARY	\$32,381

Lowell Public Schools
FY 2018-19 Staff Salary

Staff Positions
Listed by Position

First Name	Last Name	Account No.	FTE	Org No.	Position	School Location	Salary Budget
MONIQUE	YIM	2300-512958	1	98010103	PARAPROFESSIONAL	S031 - MURKLAND	\$33,085
VACANT	VACANT	2300-512958	-7	98010103	PARAPROFESSIONAL	DISTRICTWIDE	-\$175,000
			174				\$5,519,633

Lowell Public Schools
FY 2018-19 Staff Salary

Staff Positions
Listed by Position

	Last Name	Account No.	FTE	Org No.	Position	School Location	Salary Budget
MORRISON	MARY	2350-512903	0.5	99237070	Teacher-Art	A060 - BRIDGE	\$32,351
DIANE	LINCOLN	2300-512903	1	90211003	Teacher-Art	S004 - BAILEY	\$86,538
DENISE	PIEKOS	2300-512903	1	98311003	Teacher-Art	S005 - BARTLETT	\$77,431
KATHLEEN	BALLERINI	2300-512903	1	98411003	Teacher-Art	S007 - BUTLER	\$74,234
STEPHANIE	SODRE	2300-512903	1	98511003	Teacher-Art	S011 - DALEY JR HIGH	\$80,620
PANNESE	DAWNMARI	2300-512903	1	91511003	Teacher-Art	S013 - GREENHALGE	\$67,325
JACQUELINE	MILLER	2300-512903	1	91811003	Teacher-Art	S014 - JOSEPH G. PYNE	\$89,589
MARY	LEE	2300-512903	1	99011006	Teacher-Art	S019 - LHS B	\$79,838
KATHLEEN	SHERIDAN	2300-512903	1	99011006	Teacher-Art	S019 - LHS B	\$90,340
M. FAYE	O'LEARY	2300-512903	1	99011006	Teacher-Art	S023 - LHS E	\$85,247
MARTA	MAGNUS	2300-512903	1	99011006	Teacher-Art	S024 - LHS MAIN OFFICE	\$80,620
ERIN	NOONAN-DESCOTEAUX	2300-512903	1	92011003	Teacher-Art	S025 - LINCOLN	\$85,584
CHRISTINA	DIXON	2300-512903	1	97511003	Teacher-Art	S026 - MCAULIFFE	\$83,277
GREGORY	DESCOTEAUX	2300-512903	1	91211003	Teacher-Art	S027 - MCAVINNUE	\$82,165
COURTNEY	FALLON	2300-512903	1	92711003	Teacher-Art	S029 - MOODY ELEMENTARY	\$75,461
LOLITA	DEMERS	2300-512903	1	93011003	Teacher-Art	S030 - MOREY	\$87,215
JULIA	D'ANGELO	2300-512903	1	98011003	Teacher-Art	S031 - MURKLAND	\$74,234
ANNA	AMLASHI	2300-512903	1	93611003	Teacher-Art	S032 - PAWTUCKETVILLE	\$59,881
MAUREEN	SAYER	2300-512903	1	94011003	Teacher-Art	S033 - REILLY	\$92,321
PATRICK	POLLARD	2300-512903	1	98611003	Teacher-Art	S035 - ROBINSON	\$79,838
SARAH	MCATAMNEY	2300-512903	1	98711003	Teacher-Art	S036 - ROGERS	\$78,071
NANCY	LYSZ	2300-512903	1	95011003	Teacher-Art	S037 - SHAUGHNESSY	\$85,584
MARK	ANASTOPOULOS	2300-512903	1	98811003	Teacher-Art	S038 - SULLIVAN JR HIGH	\$86,538
MICHAEL	SMITH	2300-512903	1	98811003	Teacher-Art	S038 - SULLIVAN JR HIGH	\$81,773
BRITTANY	BRENNAN	2300-512903	1	98911003	Teacher-Art	S042 - WANG	\$49,626
MARIE	FIDRYCH	2300-512903	1	98911003	Teacher-Art	S042 - WANG	\$67,325
LESLIE	MACPHAIL	2300-512903	1	95511003	Teacher-Art	S043 - WASHINGTON	\$90,340
LYNNE	BARKER	2300-512903	1	96011004	Teacher-Art	S047 - STOKLOSA	\$80,620
NICOLE	GIRAFFO	2300-512903	1	96011004	Teacher-Art	S047 - STOKLOSA	\$78,071
TARA	HUMPHREY	2300-512903	1	90111003	Teacher-Art	S100 - DISTRICTWIDE	\$57,861

Lowell Public Schools
FY 2018-19 Staff Salary

Staff Positions
Listed by Position

Last Name	Account No.	FTE	Org No.	Position	School Location	Salary Budget
		29.5				\$2,319,918

Lowell Public Schools
FY 2018-19 Staff Salary

Staff Positions
Listed by Position

First Name	Last Name	Account No.	FTE	Org No.	Position	School Location	Salary Budget
EMILY	BARRETT	2300-512903	1	90212803	Teacher-Music	S004 - BAILEY	\$49,626
OLIVIA	BREEN	2300-512903	1	92012803	Teacher-Music	S025 - LINCOLN	\$66,020
ERIC	BUCKLEY	2300-512903	1	98812803	Teacher-Music - Band Director	S038 - SULLIVAN JR HIGH	\$81,806
KARRIE	CHAN-LAM	2300-512903	1	98512803	Teacher-Music	S011 - DALEY JR HIGH	\$93,883
VALERIE	COWART	2300-512903	1	92712803	Teacher-Music	S029 - MOODY ELEMENTARY	\$93,464
RACHEL	CRAWFORD	2300-512903	1	98312803	Teacher-Music	S005 - BARTLETT	\$79,838
SAMUEL	DESCOTEAUX	2300-512903	1	98412803	Teacher-Music	S024 - LHS MAIN OFFICE	\$53,486
JOHN	FUGARINO	2300-512903	1	98412803	Teacher-Music	S007 - BUTLER	\$81,806
CATHLEEN	GARRY-DURAND	2300-512903	1	98712803	Teacher-Music	S036 - ROGERS	\$90,340
RETALLACK	GARTH	2300-512903	1	90112803	Teacher-Music	S015 - LAURA LEE	\$49,626
KELLIANNE	GRADY	2300-512903	1	98912803	Teacher-Music	S042 - WANG	\$80,798
DAVID	GRENIER	2300-512903	1	98612803	Teacher-Music	S035 - ROBINSON	\$82,589
CYNTHIA	JOHNSTON	2300-512903	1	96012806	Teacher-Music	S047 - STOKLOSA	\$74,234
WILLIE	JONES	2300-512903	1	91812803	Teacher-Music	S014 - JOSEPH G. PYNE	\$53,486
PATRICIA	JUSSAUME	2300-512903	1	98412803	Teacher-Music	S007 - BUTLER	\$84,556
LAURA	KATZ	2300-512903	1	95512803	Teacher-Music	S043 - WASHINGTON	\$78,071
DAVID	KEEFE	2300-512903	1	98412803	Teacher-Instrumental Music	S007 - BUTLER	\$82,557
JESSICA	KNIGHT	2300-512903	1	93612803	Teacher-Music	S032 - PAWTUCKETVILLE	\$62,950
JOHN	KORAJCZYK	2300-512903	1	98512803	Teacher-Instrumental Music	S011 - DALEY JR HIGH	\$86,542
CHAN-MING	LEUNG	2300-512903	1	98612803	Teacher-Music	S035 - ROBINSON	\$83,776
JAMES	LUTZ	2300-512903	1	99012806	Teacher-Music	S019 - LHS B	\$81,510
RITA	MCLAUGHLIN	2300-512903	1	98012803	Teacher-Music	S031 - MURKLAND	\$87,322
PATRICIA	NEARY	2300-512903	1	98912803	Teacher-Music	S042 - WANG	\$84,682
KATHERINE	ORTEGA	2300-512903	1	94012803	Teacher-Music	S033 - REILLY	\$69,858
KEVIN	REILLY	2300-512903	1	95012803	Teacher-Music	S037 - SHAUGHNESSY	\$84,682
JESSE	ROBICHAUD	2300-512903	1	98812803	Teacher-Music	S038 - SULLIVAN JR HIGH	\$66,020
MARY	SHETLER	2300-512903	1	93012803	Teacher-Music	S030 - MOREY	\$84,556
CHERYL	SQUEGLIA	2300-512903	1	91512803	Teacher-Music	S013 - GREENHALGE	\$91,177
KIMBERLY	VESPO	2300-512903	1	91212803	Teacher-Music	S027 - MCAVINNUE	\$71,175
STEPHEN	WARNICK	2300-512903	1	96012806	Teacher-Music	S047 - STOKLOSA	\$92,321

Lowell Public Schools
FY 2018-19 Staff Salary

Staff Positions
Listed by Position

First Name	Last Name	Account No.	FTE	Org No.	Position	School Location	Salary Budget
VACANT	VACANT		1	97512803	Teacher-Music	S026 - MCAULIFFE	\$60,000
			31				\$2,382,757

Lowell Public Schools
FY 2018-19 Staff Salary

Staff Positions
Listed by Position

First Name	Last Name	Account No.	FTE	Org No.	Position	School Location	Salary Budget
HEATHER	MCHUGH	2300-512903	1	99013403	Teacher-Dance	S019 - LHS B	62,950
ROSE	SHEEHAN	2300-512903	1	99013403	Teacher-Dance	S019 - LHS B	81,510
CAROLYN	BRETON	2300-512903	1	99013403	Teacher-Dance	S019 - LHS B	54,001
			3				198,461

Lowell Public Schools
FY 2018-19 Staff Salary

Staff Positions
Listed by Position

First Name	Last Name	Account No.	FTE	Org No.	Position	School Location	Salary Budget
STEVEN	ROSE	2300-512903	1	91813303	Teacher-Drama	S014 - JOSEPH G. PYNE	\$83,776
			1				\$83,776

Lowell Public Schools
FY 2018-19 Staff Salary

Staff Positions
Listed by Position

First Name	Last Name	Account No.	FTE	Org No.	Position	School Location	Salary Budget
MELANIE	MCMANMON	2300-512903	1	90212603	Teacher-Physical Ed	S004 - BAILEY	\$82,589
KENNETH	PIGEON	2300-512903	1	98312603	Teacher-Physical Ed	S005 - BARTLETT	\$80,620
SCOTT	BOYLE	2300-512903	1	98412603	Teacher-Physical Ed	S007 - BUTLER	\$81,806
JEANNE	POLICELLI	2300-512903	1	98412603	Teacher-Physical Ed	S007 - BUTLER	\$67,325
RANDALL	BULLOCK	2300-512903	1	98512603	Teacher-Physical Ed	S011 - DALEY JR HIGH	\$81,381
CLAIRE	GOLAS	2300-512903	1	98512603	Teacher-Health	S011 - DALEY JR HIGH	\$93,889
MEGAN	LANDRY	2300-512903	1	98512603	Teacher-Physical Ed	S011 - DALEY JR HIGH	\$79,838
KEVIN	OUELLET	2300-512903	1	91512603	Teacher-Physical Ed	S013 - GREENHALGE	\$79,838
KATHLEEN	RAMIREZ	2300-512903	1	91510103	Teacher-Physical Ed	S013 - GREENHALGE	\$83,362
KERRY	HALL	2300-512903	1	91812603	Teacher-Physical Ed	S014 - JOSEPH G. PYNE	\$74,234
SWENSON	KYLE	2300-512903	1	99012606	Teacher-Health	S018 - LHS A	\$49,626
DENISE	O'CONNOR	2300-512903	1	99012606	Teacher-Health	S018 - LHS A	\$83,776
BRIAN	BARRY	2300-512903	1	99012606	Teacher-Physical Ed	S020 - LHS C	\$84,636
WILLIAM	DONAHUE	2300-512903	1	99012606	Teacher-Physical Ed	S020 - LHS C	\$77,431
TIMOTHY	HEITZMAN	2300-512903	1	99012606	Teacher-Health	S020 - LHS C	\$81,381
NANCY	HILL	2300-512903	1	99012606	Teacher-Physical Ed	S020 - LHS C	\$83,776
KRISTINA	KEEGAN	2300-512903	1	99012606	Teacher-Physical Ed	S020 - LHS C	\$74,234
PAUL	MCCARTHY	2300-512903	1	99012606	Teacher-Physical Ed	S020 - LHS C	\$86,934
KATHERINE	NARDONI	2300-512903	1	99012606	Teacher-Health	S020 - LHS C	\$86,542
MEARA	OTERO	2300-512903	1	99012606	Teacher-Physical Ed	S020 - LHS C	\$86,402
SCOTT	OUELLET	2300-512903	1	99012606	Teacher-Physical Ed	S020 - LHS C	\$85,247
PATRICK	SWETT	2300-512903	1	99012606	Teacher-Physical Ed	S020 - LHS C	\$88,372
SHAUN	MCCARTY	2300-512903	1	99012606	Teacher-Physical Ed	S022 - LHS D	\$88,372
JOHN	MELLONAKOS	2300-512903	1	99012606	Teacher-Health	S022 - LHS D	\$89,399
DANIEL	GRAHAM	2300-512903	1	99012606	Teacher-Physical Ed	S023 - LHS E	\$81,806
CASEY	BRENDAN	2300-512903	1	99012606	Teacher-Health	S024 - LHS MAIN OFFICE	\$66,020
VACANT	VACANT	2300-512903	1	99012606	Teacher-Physical Ed	S024 - LHS MAIN OFFICE	\$60,000
MARIKAY	GUTHRIE	2300-512903	1	92012603	Teacher-Physical Ed	S025 - LINCOLN	\$93,889
DANIEL	SHANAHAN	2300-512903	1	97512603	Teacher-Physical Ed	S026 - MCAULIFFE	\$78,071
THOMAS	PELLETIER	2300-512903	1	91212603	Teacher-Physical Ed	S027 - MCAVINNUE	\$91,617

Lowell Public Schools
FY 2018-19 Staff Salary

Staff Positions
Listed by Position

First Name	Last Name	Account No.	FTE	Org No.	Position	School Location	Salary Budget
ELLEN	NETISHEN	2300-512903	1	92712603	Teacher-Physical Ed	S029 - MOODY ELEMENTARY	\$89,589
CHRISTOPHER	CROWLEY	2300-512903	1	93012603	Teacher-Physical Ed	S030 - MOREY	\$83,776
FENDELL	BRIAN	2300-512903	1	98012603	Teacher-Physical Ed	S031 - MURKLAND	\$62,950
SEAN	CASEY	2300-512903	1	93612603	Teacher-Physical Ed	S032 - PAWTUCKETVILLE	\$79,838
BRIAN	SULLIVAN	2300-512903	1	94012603	Teacher-Physical Ed	S033 - REILLY	\$62,070
MICHAEL	CROWLEY	2300-512903	1	98612603	Teacher-Physical Ed	S035 - ROBINSON	\$89,589
VACANT	VACANT	2300-512903	1	98612603	Teacher-Physical Ed	S035 - ROBINSON	\$60,000
THOMAS	FARLEY	2300-512903	1	98712603	Teacher-Physical Ed	S036 - ROGERS	\$81,806
JESSICA	NOBREGA	2300-512903	1	98712603	Teacher-Physical Ed	S036 - ROGERS	\$92,713
SEAN	ROGERS	2300-512903	1	95012603	Teacher-Physical Ed	S037 - SHAUGHNESSY	\$79,400
KEVIN	SHEEHAN	2300-512903	1	98812603	Teacher-Physical Ed	S038 - SULLIVAN JR HIGH	\$87,215
JENNIFER	TARINI	2300-512903	1	98812603	Teacher-Physical Ed	S038 - SULLIVAN JR HIGH	\$85,247
WILLIAMS	ERIN	2300-512903	1	98912603	Teacher-Health	S042 - WANG	\$49,626
LISA	KATTAR	2300-512903	1	98912603	Teacher-Physical Ed	S042 - WANG	\$84,556
JOHN	MAHONEY	2300-512903	1	98912603	Teacher-Physical Ed	S042 - WANG	\$81,773
NABEEL	ZANANIRI	2300-512903	1	95512603	Teacher-Physical Ed	S043 - WASHINGTON	\$82,949
SOPHIA	FLABOURIS	2300-512903	1	96012606	Teacher-Physical Ed	S047 - STOKLOSA	\$73,695
STEPHANIE	GAISSL	2300-512903	1	96012606	Teacher-Health	S047 - STOKLOSA	\$62,950
MARK	RURAK	2300-512903	1	96012606	Teacher-Physical Ed	S047 - STOKLOSA	\$81,806
LISA	CHU	2300-512903	1	90112603	Teacher-Physical Ed	S100 - DISTRICTWIDE	\$67,325
VACANT	VACANT	2300-512903	-3	99012606	Teacher-Physical Ed	S100 - DISTRICTWIDE	-\$180,000
47							\$3,781,286

Lowell Public Schools
FY 2018-19 Staff Salary

Staff Positions
Listed by Position

First Name	Last Name	Account No.	FTE	Org No.	Position	School Location	Salary Budget
KEVIN	JOY	2300-512903	1	91811903	Teacher-Techology Ed	S014 - JOSEPH G. PYNE	\$82,165
NATALIE	PINTA	2300-512903	1	98811903	Teacher-Techology Ed	S038 - SULLIVAN JR HIGH	\$60,928
TERENCE	WATTERSON	2300-512903	1	98511903	Teacher-Techology Ed	S011 - DALEY JR HIGH	\$84,556
			3				\$227,649

Lowell Public Schools
FY 2018-19 Staff Salary

Staff Positions
Listed by Position

	Last Name	Account No.	FTE	Org No.	Position	School Location	Salary Budget
KELLY	BARTH	2300-512141	1	16040040	INSTRUCTIONAL SPECIALIST	S047 - STOKLOSA	\$84,863
SHEILA	CARROLL	2300-512141	1	16040040	INSTRUCTIONAL SPECIALIST	S024 - LHS MAIN OFFICE	\$84,863
KRISTINE	COLAROSS	2300-512141	1	16040040	INSTRUCTIONAL SPECIALIST	S011 - DALEY JR HIGH	\$84,863
DANIELLE	COLLINS	2300-512141	1	16040040	INSTRUCTIONAL SPECIALIST	S042 - WANG	\$93,985
BARBARA	HODGSON	2300-512141	1	16780008	INSTRUCTIONAL SPECIALIST	S019 - LHS B	\$92,321
STEPHANIE	LOWE	2300-512141	1	16040040	INSTRUCTIONAL SPECIALIST	S038 - SULLIVAN JR HIGH	\$97,035
MALINDA	PIRES	2450-512112	1	99311203	INSTRUCTIONAL SPECIALIST	S024 - LHS MAIN OFFICE	\$89,782
CHARLES	POULIOT	2300-512141	1	16040040	INSTRUCTIONAL SPECIALIST	S024 - LHS MAIN OFFICE	\$90,501
VERONIQUE	ROBERTS	2450-512112	1	99311203	INSTRUCTIONAL SPECIALIST	S001 - ADMIN	\$84,103
MICHAEL	ROSSETTI	2300-512141	1	16040040	INSTRUCTIONAL SPECIALIST	S035 - ROBINSON	\$84,103
ARTHUR	SANTOS	2450-512112	1	99311203	INSTRUCTIONAL SPECIALIST	S001 - ADMIN	\$93,551
LISA	STOTT	2300-512141	1	16040040	INSTRUCTIONAL SPECIALIST	S007 - BUTLER	\$84,863
VACANT	VACANT	2300-512141	-1	16040040	INSTRUCTIONAL SPECIALIST	S024 - LHS MAIN OFFICE	-\$84,000
KARA	WILKINS	2450-512112	1	99311203	INSTRUCTIONAL SPECIALIST	T001 - ADMIN	\$84,103
			12				\$1,064,936

Lowell Public Schools
FY 2018-19 Staff Salary

Staff Positions
Listed by Position

	Last Name	Account No.	FTE	Org No.	Position	School Location	Salary Budget
JULIE	BUCHANAN	2300-512141	1	16040040	LITERACY SPECIALIST	S004 - BAILEY	\$95,141
ALLISON	STRAKER	2300-512141	1	16040040	LITERACY SPECIALIST	S005 - BARTLETT	\$90,501
LISA	GOLNER	2300-512141	1	16040040	LITERACY SPECIALIST	S029 - MOODY ELEMENTARY	\$88,347
DANA	HUBER	2300-512141	1	16040040	LITERACY SPECIALIST	S025 - LINCOLN	\$84,863
MELISSA	DRISCOLL	2300-512141	1	16040040	LITERACY SPECIALIST	S013 - GREENHALGE	\$89,781
LYNNE	STEELE	2300-512141	1	16040040	LITERACY SPECIALIST	S026 - MCAULIFFE	\$87,454
BEATRIZ	CURLEY	2300-512141	1	16040040	LITERACY SPECIALIST	S027 - MCAVINNUE	\$95,141
PATRICIA	SHEPHERD	2300-512141	1	16040040	LITERACY SPECIALIST	S030 - MOREY	\$90,655
LAURA	LESNIAK	2300-512141	1	16040040	LITERACY SPECIALIST	S031 - MURKLAND	\$96,293
WENDY	GREGOIRE	2300-512141	1	16040040	LITERACY SPECIALIST	S032 - PAWTUCKETVILLE	\$87,454
HEIDI	OTIS	2300-512141	1	16040040	LITERACY SPECIALIST	S014 - JOSEPH G. PYNE	\$90,501
SHARON	COONEY	2300-512141	1	16040040	LITERACY SPECIALIST	S033 - REILLY	\$97,445
CINDY	MATTHEWS	2300-512141	1	16040040	LITERACY SPECIALIST	S036 - ROGERS	\$93,551
SUSAN	RABIAS	2300-512141	1	16040040	LITERACY SPECIALIST	S037 - SHAUGHNESSY	\$93,246
CATHERINE	HUGO	0000-512141	1	16790008	LITERACY SPECIALIST	S043 - WASHINGTON	\$87,587
			15				\$1,187,128

Lowell Public Schools
FY 2018-19 Staff Salary

Staff Positions
Listed by Position

First Name	Last Name	Account No.	FTE	Org No.	Position	School Location	Salary Budget
BARBARA	CAMPBELL	2300-512903	1	98511203	Teacher-ITS (Computers)	S011 - DALEY JR HIGH	\$82,589
KARA	HAAS	2300-512903	1	98311203	Teacher-ITS (Computers)	S005 - BARTLETT	\$81,806
ANNE	SHEEHY	2300-512903	1	986102603	Teacher-ITS (Computers)	S035 - ROBINSON	\$90,339
MARY	WOOD	2300-512903	1	91811203	Teacher-ITS (Computers)	S014 - JOSEPH G. PYNE	\$83,277
			4				\$338,011

Lowell Public Schools
FY 2018-19 Staff Salary

Staff Positions
Listed by Position

First Name	Last Name	Account No.	FTE	Org No.	Position	School Location	Salary Budget
PHALA	CHEA	2300-512110	1	99333003	COORDINATOR OF ENGLISH LANG	T001 - ADMIN	\$116,505
			1				\$116,505

Lowell Public Schools
FY 2018-19 Staff Salary

Staff Positions
Listed by Position

First Name	Last Name	Account No.	FTE	Org No.	Position	School Location	Salary Budget
MADLINE	BRITO	2300-511000	1	15700005	PARENT LIASON CHAPTER 1	S001 - ADMIN	\$35,775
PATRICIA	FULLER	2300-511000	1	15700005	PARENT LIASON CHAPTER 1	T001 - ADMIN	\$35,775
DARMERY	MONTOYA	2300-512924	1	99338003	PARENT LIASON CHAPTER 1	S024 - LHS MAIN OFFICE	\$35,775
SOKUNTHEA	SUY	2300-511000	1	15700005	PARENT LIASON CHAPTER 1	S001 - ADMIN	\$35,775
			4				\$143,102

Lowell Public Schools
FY 2018-19 Staff Salary

Staff Positions
Listed by Position

First Name	Last Name	Account No.	FTE	Org No.	Position	School Location	Salary Budget
SUSAN	ANTOLINI	2300-512903	1	99010709	AF ROTC INSTRUCTOR	S023 - LHS E	\$48,235
KEVIN	CASILLI	2300-512903	1	99010709	AF ROTC INSTRUCTOR	S023 - LHS E	\$67,266
EILEEN	IRONFIELD	2300-512903	1	99010709	AF ROTC INSTRUCTOR	S023 - LHS E	\$63,813
DAVID	SMITH	2300-512903	1	99010709	AF ROTC INSTRUCTOR	S023 - LHS E	\$68,715
			4				\$248,029

Lowell Public Schools
FY 2018-19 Staff Salary

Staff Positions
Listed by Position

First Name	Last Name	Account No.	FTE	Org No.	Position	School Location	Salary Budget
SETH	BERNIER	2300-512903	1	99013203	Teacher-Culinary Arts	S024 - LHS MAIN OFFICE	\$66,020
SUSAN	BRASSARD	2300-512903	1	99013203	Teacher-Culinary Arts	S019 - LHS B	\$65,035
THERESE	PACKARD	2300-512903	1	99013203	Teacher-Culinary Arts	S024 - LHS MAIN OFFICE	\$66,020
			3				\$197,075

Lowell Public Schools
FY 2018-19 Staff Salary

Staff Positions
Listed by Position

First Name	Last Name	Account No.	FTE	Org No.	Position	School Location	Salary Budget
DELOS SANTOS	ROSA	2300-512903	1	99210603	Teacher-Special Ed	A060 - BRIDGE	\$74,234
BRIANA	GROSS	2300-512903	1	90110106	Teacher-Special Ed	S001 - DISTRICTWIDE	\$67,325
CAITLYN	ADLEY	2300-512903	1	90210106	Teacher-SPED CSA	S004 - BAILEY	\$70,396
ELIZABETH	RIDENOUR	2300-512903	1	90210106	Teacher-SPED CSA	S004 - BAILEY	\$80,620
JUSTIN	THROWE	2300-512903	1	90210106	Teacher-SPED CSA	S004 - BAILEY	\$86,402
CYNTHIA	CALIRI	2300-512903	1	90210106	Teacher-Special Ed	S004 - BAILEY	\$90,373
COURTNEY	KEEFE	2300-512903	1	90210106	Teacher-Special Ed	S004 - BAILEY	\$62,070
ELLEN	ROMANOWSKY	2300-512903	1	90210106	Teacher-Special Ed	S004 - BAILEY	\$62,070
JULIE	SIEGAL	2300-512903	1	90210106	Teacher-Special Ed	S004 - BAILEY	\$53,486
OAK	ALYCIA	2300-512903	1	98310606	Teacher-Special Ed	S005 - BARTLETT	\$49,626
KELLY	DEVEREAUX	2300-512903	1	98310606	Teacher-SPED-Life Skills	S005 - BARTLETT	\$88,519
JENNIFER	BELAND	2300-512903	1	98310606	Teacher-Special Ed	S005 - BARTLETT	\$81,510
LAURIE	KELLY	2300-512903	1	98310606	Teacher-SPED-Life Skills	S005 - BARTLETT	\$78,071
LAURIANN	PRIVE	2300-512903	1	98310606	Teacher-SPED-Life Skills	S005 - BARTLETT	\$88,178
KRISTIN	WEIGOLD	2300-512903	1	98310606	Teacher-SPED Life Skills	S005 - BARTLETT	\$83,776
SARAH	WOLFF	2300-512903	1	98310606	Teacher-SPED Life Skills	S005 - BARTLETT	\$80,620
MARIE	CORCORAN	2300-512903	1	98310606	Teacher-Special Ed	S005 - BARTLETT	\$75,461
CATHERINE	LYNCH	2300-512903	1	98310103	Teacher-Special Ed	S005 - BARTLETT	\$74,234
HEATHER	RAKE	2300-512903	1	98310606	Teacher-Special Ed	S005 - BARTLETT	\$78,071
MATTHEW	BLAKE	2300-512903	1	98410606	Teacher-Special Ed	S007 - BUTLER	\$79,838
JOSALYN	BURGESS	2300-512903	1	98410606	Teacher-Special Ed	S007 - BUTLER	\$81,806
KAREN	CLARK	2300-512903	1	98410606	Teacher-Special Ed	S007 - BUTLER	\$82,589
JASON	ROAF	2300-512903	1	98410606	Teacher-SPED Adjustment	S007 - BUTLER	\$81,806
THOMAS	ZEIDAN	2300-512903	1	98410606	Teacher-SPED Adjustment	S007 - BUTLER	\$77,014
CHERYLANNE	FERRIS	2300-512903	1	98410606	Teacher-Special Ed	S007 - BUTLER	\$74,234
GERRILYNN	MANOLOPOULOS	2300-512903	1	98410606	Teacher-Special Ed	S007 - BUTLER	\$81,773
LINDA	STONE	2300-512903	1	98410606	Teacher-Special Ed	S007 - BUTLER	\$79,838
MICHAEL	BOURQUE	2300-512903	1	98510606	Teacher-Special Ed	S011 - DALEY JR HIGH	\$78,071
CHARETTE	BRIGITTE	2300-512903	1	98510606	Teacher-Special Ed	S011 - DALEY JR HIGH	\$71,175
MADELINE	CORCORAN	2300-512903	1	98810606	Teacher-SPED-Life Skills	S011 - DALEY JR HIGH	\$79,838

Lowell Public Schools
FY 2018-19 Staff Salary

Staff Positions
Listed by Position

First Name	Last Name	Account No.	FTE	Org No.	Position	School Location	Salary Budget
LISA	GIL	2300-512903	1	98510606	Teacher-SPED Life Skills	S011 - DALEY JR HIGH	\$70,396
CHERYL	PATTERSON	2300-512903	1	98510606	Teacher-SPED Life Skills	S011 - DALEY JR HIGH	\$87,215
ROBIN	KROWCHUN	2300-512903	1	98510606	Teacher-Special Ed	S011 - DALEY JR HIGH	\$96,523
ELIZABETH	MELIN	2300-512903	1	98510606	Teacher-Special Ed	S011 - DALEY JR HIGH	\$70,396
KRISTIN	REYES	2300-512903	1	98510606	Teacher-Special Ed	S011 - DALEY JR HIGH	\$81,806
ELIZABETH	STANTON	2300-512903	1	98510606	Teacher-Special Ed	S011 - DALEY JR HIGH	\$84,682
KRISTEN	SULLIVAN	2300-512903	1	98510606	Teacher-Special Ed	S011 - DALEY JR HIGH	\$84,556
ROBERT	YOUNG	2300-512903	1	98510606	Teacher-Special Ed	S011 - DALEY JR HIGH	\$83,776
RIVARD	AMANDA	2300-512903	1	91510106	Teacher-Special Ed	S013 - GREENHALGE	\$49,626
CAROLYN	JEDRASZEK	2300-512903	1	91510106	Teacher-Special Ed	S013 - GREENHALGE	\$74,234
SNEERINGER	JENNIFER	2300-512903	1	91510106	Teacher-Special Ed	S013 - GREENHALGE	\$49,626
SHARON	KEARNEY	2300-512903	1	91510106	Teacher-Special Ed	S013 - GREENHALGE	\$79,400
KAREN	KELLEHER	2300-512903	1	91510106	Teacher-Special Ed	S013 - GREENHALGE	\$87,215
CINDY	SAMPSON	2300-512903	1	91510106	Teacher-Special Ed	S013 - GREENHALGE	\$81,806
LEE ANN	SEXTON	2300-512903	1	91510106	Teacher-Special Ed	S013 - GREENHALGE	\$80,620
TRACY	BLANCHARD	2300-512903	1	91810106	Teacher-Special Ed	S014 - JOSEPH G. PYNE	\$83,776
SAMANTHA	CHEEK	2300-512903	1	91810106	Teacher-Special Ed	S014 - JOSEPH G. PYNE	\$53,486
TERRI	DECKER-KILMARTIN	2300-512903	1	91810106	Teacher-Special Ed	S014 - JOSEPH G. PYNE	\$77,672
ABIGAIL	DEANGELO	2300-512903	1	91810106	Teacher-SPED CSA	S014 - JOSEPH G. PYNE	\$60,928
HOLLY	DOHERTY	2300-512903	1	91810106	Teacher-SPED CSA	S014 - JOSEPH G. PYNE	\$78,071
MATTHEW	HUBERT	2300-512903	1	91810106	Teacher-SPED CSA	S014 - JOSEPH G. PYNE	\$70,396
JENNIFER	LOHMER	2300-512903	1	91810106	Teacher-SPED CSA	S014 - JOSEPH G. PYNE	\$75,461
KENDRA	MIELCARZ	2300-512903	1	91810106	Teacher-Special Ed	S014 - JOSEPH G. PYNE	\$70,396
SUSAN	MINER	2300-512903	1	91810106	Teacher-Special Ed	S014 - JOSEPH G. PYNE	\$60,928
KATHRYN	URBINE	2300-512903	1	91811503	Teacher-Special Ed	S014 - JOSEPH G. PYNE	\$74,234
SARAH	FOSTER	2300-512903	1	91920106	Teacher-Special Ed	S015 - LAURA LEE	\$78,071
ROSEANN	HALL	2300-512903	1	91920106	Teacher-Special Ed	S015 - LAURA LEE	\$73,695
MARTHA	HANSON	2300-512903	1	91920106	Teacher-Special Ed	S015 - LAURA LEE	\$80,620
MARGUERITE	MCFARLAND	2300-512903	1	91920106	Teacher-Special Ed	S015 - LAURA LEE	\$74,234
TRACY	STUER	2300-512903	1	91920106	Teacher-Special Ed	S015 - LAURA LEE	\$53,486

Lowell Public Schools
FY 2018-19 Staff Salary

Staff Positions
Listed by Position

First Name	Last Name	Account No.	FTE	Org No.	Position	School Location	Salary Budget
PAUL	BAZDANES	2300-512141	1	16110020	Teacher-Special Ed	S016 - LEBLANC	\$79,838
SHARON	BISANTZ	2300-512141	1	16110020	Teacher-Special Ed	S016 - LEBLANC	\$79,838
JOHN	DURKIN	2300-512141	1	16110020	Teacher-Special Ed	S016 - LEBLANC	\$80,620
MATTHEW	LEE	2300-512141	1	16110020	Teacher-Special Ed	S016 - LEBLANC	\$70,396
JESSICA	MICHAUD	2300-512141	1	16110020	Teacher-Special Ed	S016 - LEBLANC	\$69,858
SILVA	NATALIA	2300-512903	1	95510106	Teacher-Special Ed	S016 - LEBLANC	\$49,626
SARAH	SANTIAGO	2300-512141	1	16110020	Teacher-Special Ed	S016 - LEBLANC	\$79,838
NICHOLAS	ROMANOWSKI	2300-512903	1	99010712	Teacher-Special Ed	S017 - LHS	\$49,626
BARBARA	BEATON	2300-512903	1	99010712	Teacher-Special Ed	S019 - LHS B	\$78,852
PAUL	BROCHU	2300-512903	1	99010712	Teacher-Special Ed	S019 - LHS B	\$84,556
MELISSA	CIESLA	2300-512903	1	99010712	Teacher-Special Ed	S019 - LHS B	\$79,838
AMANDA	ERNST	2300-512903	1	99010712	Teacher-Special Ed	S019 - LHS B	\$81,510
AMANDA	FARLEY	2300-512903	1	99010712	Teacher-Special Ed	S019 - LHS B	\$60,928
TONYA	FRENETTE	2300-512903	1	99010712	Teacher - SPED	S019 - LHS B	\$90,340
MINDY	KATES	2300-512903	1	99010712	Teacher-SPED-Life Skills	S019 - LHS B	\$84,242
MARY	LEVASSEUR	2300-512903	1	99010712	Teacher - SPED	S019 - LHS B	\$92,713
MICHELLE	SNETSINGER	2300-512903	1	99010712	Teacher - SPED	S019 - LHS B	\$90,340
KATHRYN	STUTZ	2300-512903	1	99010712	Teacher - SPED	S019 - LHS B	\$82,589
SUZANNE	JALBERT	2300-512903	1	99010712	Teacher-Special Ed	S019 - LHS B	\$84,242
RICHARD	LAWRENSON	2300-512903	1	99010712	Teacher-Special Ed	S019 - LHS B	\$87,215
MELISSA	LINSTRUTH	2300-512903	1	99010712	Teacher-Special Ed	S019 - LHS B	\$81,806
KEVIN	MCLEOD	2300-512903	1	99010712	Teacher-Special Ed	S019 - LHS B	\$74,234
LISA	MENDONCA	2300-512903	1	99010712	Teacher-Special Ed	S019 - LHS B	\$79,838
DONNA	NEWCOMB	2300-512903	1	99010712	Teacher-Special Ed	S019 - LHS B	\$88,618
AMANDA	PERRIN	2300-512903	1	99010712	Teacher-Special Ed	S019 - LHS B	\$80,620
LEONARD	RAPONE	2300-512903	1	99010712	Teacher-Special Ed	S022 - LHS D	\$87,215
CHRIS	BADESSA	2300-512903	1	99010712	Teacher-Special Ed	S023 - LHS E	\$83,277
ALLYSON	CARBONE	2300-512903	1	99010712	Teacher-Special Ed	S023 - LHS E	\$81,806
MARIA	DECKER	2300-512903	1	99010712	Teacher - SPED	S023 - LHS E	\$85,247
DANA	MALLOY	2300-512903	1	99010712	Teacher-Special Ed	S023 - LHS E	\$84,556

Lowell Public Schools
FY 2018-19 Staff Salary

Staff Positions
Listed by Position

First Name	Last Name	Account No.	FTE	Org No.	Position	School Location	Salary Budget
JENNIFER	MCGLAUFLIN	2300-512903	1	99010712	Teacher-Special Ed	S023 - LHS E	\$65,035
MARIANNE	SIMAS	2300-512903	1	99010712	Teacher-Special Ed	S023 - LHS E	\$83,277
HAN	STUTZ	2300-512903	1	99010712	Teacher-Special Ed	S023 - LHS E	\$79,838
DEANNA	MASSE	2300-512903	1	99010712	Teacher-Special Ed	S024 - LHS MAIN OFFICE	\$49,626
BRYAN	OWEN	2300-512903	1	99010712	Teacher-Special Ed	S024 - LHS MAIN OFFICE	\$70,396
ANGELA	DAIGLE	2300-512903	1	92010106	Teacher-Special Ed	S025 - LINCOLN	\$70,396
JESSICA	GREGOIRE	2300-512903	1	92010106	Teacher-Special Ed	S025 - LINCOLN	\$77,672
LAUREN	HERBERT	2300-512903	1	92010106	Teacher-Special Ed	S025 - LINCOLN	\$79,838
STEPHANIE	KALITKA	2300-512903	1	92010106	Teacher-Special Ed	S025 - LINCOLN	\$80,620
RACHEL	MARGAGLIONE	2300-512903	1	92010106	Teacher-Special Ed	S025 - LINCOLN	\$88,372
TRISHA	PITTS	2300-512903	1	92010103	Teacher-Special Ed	S025 - LINCOLN	\$86,402
JOHNNA	BAHOU	2300-512903	1	97510106	Teacher-Special Ed	S026 - MCAULIFFE	\$81,806
JILLIAN	CARELLI	2300-512903	1	97510106	Teacher-Special Ed	S026 - MCAULIFFE	\$80,620
ANNA MARIE	CAYER	2300-512903	1	97510103	Teacher-Special Ed	S026 - MCAULIFFE	\$78,071
LISA	MENDONCA	2300-512903	1	97510106	Teacher-Special Ed	S026 - MCAULIFFE	\$74,234
SANDRA	MORELLO	2300-512903	1	97510106	Teacher-Special Ed	S026 - MCAULIFFE	\$83,776
NANCY	REYES	2300-512903	1	97510106	Teacher-Special Ed	S026 - MCAULIFFE	\$87,738
KATIE	DOLAN	2300-512903	1	91210106	Teacher-Special Ed	S027 - MCAVINNUE	\$82,589
CARI-ANN	EDWARDS	2300-512903	1	91210106	Teacher-Special Ed	S027 - MCAVINNUE	\$84,556
JACQUELINE	JARVIS	2300-512903	1	91210106	Teacher-Special Ed	S027 - MCAVINNUE	\$78,071
REBECCA	EVANS	2300-512903	1	91210106	Teacher-SPED CSA	S027 - MCAVINNUE	\$74,234
ANAMARIA	IRWIN	2300-512903	1	91210106	Teacher-SPED CSA	S027 - MCAVINNUE	\$83,776
ANTONIA	PASTOR	2300-512903	1	91210106	Teacher-SPED CSA	S027 - MCAVINNUE	\$70,396
KAREN	TINGLEY	2300-512903	1	91210106	Teacher-Special Ed	S027 - MCAVINNUE	\$79,838
PAUL	FITTS	2300-512903	1	92510106	Teacher-Special Ed	S028 - MOLLOY	\$80,798
LAUREN	KEATING	2300-512903	1	92510106	Teacher-Special Ed	S028 - MOLLOY	\$71,175
BROOKE	LYONS	2300-512903	1	92710106	Teacher-Special Ed	S029 - MOODY ELEMENTARY	\$67,325
PAMELA	DURKIN	2300-512903	1	93010106	Teacher-Special Ed	S030 - MOREY	\$87,215
HALEY	KING	2300-512903	1	93010106	Teacher-Special Ed	S030 - MOREY	\$66,020
DANIELLE	WEBER-OKUDA	2300-512903	1	93010106	Teacher-SPED Life Skills	S030 - MOREY	\$79,838

Lowell Public Schools
FY 2018-19 Staff Salary

Staff Positions
Listed by Position

First Name	Last Name	Account No.	FTE	Org No.	Position	School Location	Salary Budget
PATRICIA	MORASSE	2300-512903	1	93010106	Teacher-Special Ed	S030 - MOREY	\$79,838
LISA	SIMPSON	2300-512903	1	93010106	Teacher-Special Ed	S030 - MOREY	\$84,636
CAROL	WEBB	2300-512903	1	93010106	Teacher-Special Ed	S030 - MOREY	\$87,215
MEGAN	BINDER	2300-512903	1	98010106	Teacher-Special Ed	S031 - MURKLAND	\$54,001
LINDSAY	HAMILTON	2300-512903	1	98010106	Teacher-Special Ed	S031 - MURKLAND	\$70,396
ELIZABETH	BARBIERI	2300-512903	1	98010106	Teacher-SPED Adjustment	S031 - MURKLAND	\$79,838
TRACY	MAINVILLE	2300-512903	1	98010106	Teacher-Special Ed	S031 - MURKLAND	\$87,215
MEREDITH	KAUFMAN	2300-512903	1	98010106	Teacher-SPED	S031 - MURKLAND	\$79,838
REBECCA	RAGER	2300-512903	1	98010106	Teacher-SPED Adjustment	S031 - MURKLAND	\$79,838
DEBRA	RICH	2300-512903	1	98010103	Teacher-Special Ed	S031 - MURKLAND	\$70,396
BARBARA	SMITH	2300-512903	1	98010106	Teacher-Special Ed	S031 - MURKLAND	\$92,057
AIMEE	GALLOWAY	2300-512903	1	93610106	Teacher-Special Ed	S032 - PAWTUCKETVILLE	\$80,798
JULIE	GOSLIN	2300-512903	1	93610106	Teacher-Special Ed	S032 - PAWTUCKETVILLE	\$60,000
HANLON	LAUREN	2300-512903	1	93610106	Teacher-Special Ed	S032 - PAWTUCKETVILLE	\$70,396
DESMOND	MOLLY	2300-512141	1	16110020	Teacher-Special Ed	S032 - PAWTUCKETVILLE	\$49,626
LYNNE	O'BRIEN	2300-512141	1	16110020	Teacher-Special Ed	S032 - PAWTUCKETVILLE	\$79,838
MARISSA	MALBOEUF	2300-512903	1	93610106	Teacher-SPED CSA	S032 - PAWTUCKETVILLE	\$64,255
DUGAN	PATRICK	2300-512903	1	93610106	Teacher-SPED Adjustment	S032 - PAWTUCKETVILLE	\$62,950
ASHLEY	SMITH	2300-512903	1	93610106	Teacher-SPED Adjustment	S032 - PAWTUCKETVILLE	\$74,234
MICHAEL	COONEY	2300-512903	1	94010106	Teacher-Special Ed	S033 - REILLY	\$87,322
JOANNE	GEORGE	2300-512903	1	94010103	Teacher-Special Ed	S033 - REILLY	\$81,773
ERIN	MELE	2300-512903	1	94010106	Teacher-Special Ed	S033 - REILLY	\$79,838
PATRICK	GREELEY	2300-512903	1	94010106	Teacher-SPED Adjustment	S033 - REILLY	\$79,838
SHERRIN	TROMBLY	2300-512903	1	94010106	Teacher-SPED Adjustment	S033 - REILLY	\$80,620
PATTIAN	SPENCE-COX	2300-512903	1	94010106	Teacher-Special Ed	S033 - REILLY	\$79,838
KRISTIN	BREKALIS	2300-512903	1	98610606	Teacher-Special Ed	S035 - ROBINSON	\$56,551
CINDY	BROWN	2300-512903	1	98610606	Teacher-Special Ed	S035 - ROBINSON	\$80,620
UMARANI REDDY	CHEMICALA	2300-512903	1	98610606	Teacher-Special Ed	S035 - ROBINSON	\$95,182
SHARON	CUSHMAN	2300-512903	1	98610606	Teacher-Special Ed	S035 - ROBINSON	\$90,340
EVA	GALLANT	2300-512903	1	98610606	Teacher-Special Ed	S035 - ROBINSON	\$83,277

Lowell Public Schools
FY 2018-19 Staff Salary

Staff Positions
Listed by Position

First Name	Last Name	Account No.	FTE	Org No.	Position	School Location	Salary Budget
ALLISON	GERVAIS	2300-512903	1	98610606	Teacher-Special Ed	S035 - ROBINSON	\$49,626
BRIAN	MYERS	2300-512903	1	98610606	Teacher-Special Ed	S035 - ROBINSON	\$81,806
MARINA	CORDERO	2300-512903	1	98610606	Teacher SPED - Language Based	S035 - ROBINSON	\$60,928
HELENE	SAWYER	2300-512903	1	98610606	Teacher-Special Ed	S035 - ROBINSON	\$86,402
TERESA	CLARK	2300-512903	1	98710606	Teacher-Special Ed	S036 - ROGERS	\$79,400
SHEILA	DEARING	2300-512903	1	98710606	Teacher-Special Ed	S036 - ROGERS	\$94,302
EILEEN	DELROSSI	2300-512903	1	98710606	Teacher-Special Ed	S036 - ROGERS	\$83,277
MEGAN	MROZOWSKI	2300-512903	1	98710606	Teacher-Special Ed	S036 - ROGERS	\$81,806
SAM	ANDERSON	2300-512903	1	98710606	Teacher-SPED CSA	S036 - ROGERS	\$57,861
TRACY	BOWERS	2300-512903	1	98710606	Teacher-SPED CSA	S036 - ROGERS	\$81,510
JILL	LABONTE	2300-512903	1	98710606	Teacher-SPED CSA	S036 - ROGERS	\$81,806
LISA	TENCZAR	2300-512903	1	98710606	Teacher-SPED CSA	S036 - ROGERS	\$68,107
MICHAEL	SHETLER	2300-512903	1	98710606	Teacher-Special Ed	S036 - ROGERS	\$59,881
JENNIFER	BLASCHKE	2300-512903	1	95010106	Teacher-Special Ed	S037 - SHAUGHNESSY	\$81,806
ALLISON	MURRAY	2300-512903	1	95010106	Teacher-Special Ed	S037 - SHAUGHNESSY	\$49,626
ELIZABETH	BALDWIN	2300-512903	1	95010903	Teacher-SPED	S037 - SHAUGHNESSY	\$54,001
CATHERINE	MCNEIL	2300-512903	1	95010106	Teacher-SPED CSA	S037 - SHAUGHNESSY	\$81,806
BROOKE	RILEY	2300-512903	1	95010106	Teacher-SPED CSA	S037 - SHAUGHNESSY	\$56,551
JENNIFER	STACK	2300-512903	1	95010106	Teacher-Special Ed	S037 - SHAUGHNESSY	\$65,035
KAREN	WALTON	2300-512903	1	95010106	Teacher-Special Ed	S037 - SHAUGHNESSY	\$93,497
JAMES	CLARK	2300-512903	1	98810606	Teacher-Special Ed	S038 - SULLIVAN JR HIGH	\$83,277
LINDA	ECKERSLEY	2300-512903	1	98810606	Teacher-Special Ed	S038 - SULLIVAN JR HIGH	\$87,215
MELISSA	HICKEY	2300-512903	1	98810606	Teacher-Special Ed	S038 - SULLIVAN JR HIGH	\$78,071
DIANE	KISIEL	2300-512903	1	98610606	Teacher-Special Ed	S038 - SULLIVAN JR HIGH	\$83,277
JOHN	DOHERTY	2300-512903	1	98810606	Teacher-SPED CSA	S038 - SULLIVAN JR HIGH	\$67,325
COLLEEN	PARRINGTON	2300-512903	1	98810606	Teacher-SPED CSA	S038 - SULLIVAN JR HIGH	\$80,620
MICHELLE	RHOADS	2300-512903	1	98810606	Teacher-SPED Adjustment	S038 - SULLIVAN JR HIGH	\$73,695
SYDNEY	VILORIA	2300-512903	1	98810606	Teacher-SPED CSA	S038 - SULLIVAN JR HIGH	\$76,961
LORNA	WILMOTT-GRANT	2300-512903	1	98810606	Teacher-SPED Adjustment	S038 - SULLIVAN JR HIGH	\$92,321
BARBARA	WESOLOWSKI	2300-512903	1	98810606	Teacher-Special Ed	S038 - SULLIVAN JR HIGH	\$78,071

Lowell Public Schools
FY 2018-19 Staff Salary

Staff Positions
Listed by Position

First Name	Last Name	Account No.	FTE	Org No.	Position	School Location	Salary Budget
AMAL	HAIDAR	2300-512903	1	98910606	Teacher-Special Ed	S042 - WANG	\$74,234
KRISTEN	IUDICE	2300-512903	1	98910606	Teacher-Special Ed	S042 - WANG	\$81,806
MEGHAN	MONTOUR	2300-512903	1	98910606	Teacher-Special Ed	S042 - WANG	\$82,589
LISA	MORGAN	2300-512903	1	98910606	Teacher-Special Ed	S042 - WANG	\$77,649
THEODORA	PARAS	2300-512903	1	98910606	Teacher-Special Ed	S042 - WANG	\$81,806
KATHERINE	PELLERITI	2300-512903	1	98910606	Teacher-Special Ed	S042 - WANG	\$64,255
KATELYN	THOMAS	2300-512903	1	98910606	Teacher-Special Ed	S042 - WANG	\$70,396
CHRISTINA	WELCH	2300-512903	1	98910606	Teacher-SPED Adjustment	S042 - WANG	\$78,852
JESSICA	WINGET	2300-512903	1	98910606	Teacher-SPED Adjustment	S042 - WANG	\$69,858
COREY	DONOVAN	2300-512903	1	95510106	Teacher-Special Ed	S043 - WASHINGTON	\$49,626
CHRISTA	MURPHY	2300-512903	1	95510106	Teacher-Special Ed	S043 - WASHINGTON	\$56,551
RUTHANN	REIDT	2300-512903	1	95510106	Teacher-Special Ed	S043 - WASHINGTON	\$78,852
MARGARET	BOWLBY	2300-512903	1	95510106	Teacher-SPED CSA	S043 - WASHINGTON	\$64,255
DANYL	WILLIAMS	2300-512903	1	95510106	Teacher-Special Ed	S043 - WASHINGTON	\$57,861
JENNIFER	ARAKELIAN	2300-512903	1	96010606	Teacher-Special Ed	S047 - STOKLOSA	\$76,961
CAROL	BOUCHARD	2300-512903	1	96010606	Teacher-Special Ed	S047 - STOKLOSA	\$74,234
NANCY	KANELLAS	2300-512903	1	96010606	Teacher-Special Ed	S047 - STOKLOSA	\$85,122
LISA	MOORE	2300-512903	1	96010606	Teacher-Special Ed	S047 - STOKLOSA	\$74,234
LAUREN	POTVIN	2300-512903	1	96010606	Teacher-Special Ed	S047 - STOKLOSA	\$81,510
ELIZABETH	BORRELLI	2300-512903	1	96010606	Teacher-SPED Adjustment	S047 - STOKLOSA	\$74,234
MICHAEL	SHUPE	2300-512903	1	96010606	Teacher-SPED Adjustment	S047 - STOKLOSA	\$78,071
BRYAN	BRUNELLE	2300-512903	1	95410106	Teacher-Special Ed	S048 - CREST	\$49,626
CASSANDRA	CLARK	2300-512903	1	95410106	Teacher-Special Ed	S048 - CREST	\$54,001
ERIN	COLLINS	2300-512903	1	95410106	Teacher-Special Ed	S048 - CREST	\$53,486
KIRSTIE	GALLETTA	2300-512903	1	95410106	Teacher-Special Ed	S048 - CREST	\$49,626
SOPHIN	TEP	2300-512903	1	95410106	Teacher-Special Ed	S048 - CREST	\$49,626
CASEY	BETTENCOURT	2300-512903	1	95410106	Teacher-SPED - Language Based	S048 - CREST	\$59,881
STEPHANIE	CROWELL	2300-512903	1	95410106	Teacher-SPED CSA	S048 - CREST	\$77,649
KAREN	TYROS	2300-512903	1	95410106	Teacher-SPED CSA	S048 - CREST	\$82,589
VACANT	VACANT	2300-512903	2	95410106	Teacher-SPED CSA	S048 - CREST	\$120,000

Lowell Public Schools
FY 2018-19 Staff Salary

Staff Positions
Listed by Position

First Name	Last Name	Account No.	FTE	Org No.	Position	School Location	Salary Budget
VACANT	VACANT	2300-512903	1	98710606	Teacher-Special Ed	S036 - ROGERS	\$60,000
VACANT	VACANT	2300-512903	1	98610606	Teacher-Special Ed	S035 - ROBINSON	\$60,000
VACANT	VACANT	2300-512903	-1	90110106	Teacher-Special Ed	S001 - DISTRICTWIDE	-\$60,000
			212				\$15,969,996

Lowell Public Schools
FY 2018-19 Staff Salary

Staff Positions
Listed by Position

First Name	Last Name	Account No.	FTE	Org No.	Position	School Location	Salary Budget
JULIA	WILKES	2300-512132	1	99322003	Teacher-Hearing Impaired	S018 - LHS A	\$84,556
DONNA	NEGROTTI	2300-512132	1	99322003	Teacher-Hearing Impaired	S026 - MCAULIFFE	\$95,622
			2				\$180,178

Lowell Public Schools
FY 2018-19 Staff Salary

Staff Positions
Listed by Position

First Name	Last Name	Account No.	FTE	Org No.	Position	School Location	Salary Budget
MICHAEL	NANGLE	2300-512134	1	99325003	Teacher-Vision Impaired	S026 - MCAULIFFE	\$74,234
			1				\$74,234

Lowell Public Schools
FY 2018-19 Staff Salary

Staff Positions
Listed by Position

First Name	Last Name	Account No.	FTE	Org No.	Position	School Location	Salary Budget
JESSICA	DESHARNAIS	2300-512903	1	99330206	Teacher-ABE	S025 - LINCOLN	\$60,928
LYN	LEVASSEUR	2300-512903	1	92010103	Teacher-ABE	S025 - LINCOLN	\$70,396
			2				\$131,324

Lowell Public Schools
FY 2018-19 Staff Salary

Staff Positions
Listed by Position

First Name	Last Name	Account No.	FTE	Org No.	Position	School Location	Salary Budget
NICOLE	BROWN	2300-512130	1	99320106	OCCUPATIONAL THERAPIST	S027 - MCAVINNUE	\$73,833
AMY	CLOUTIER	2300-512925	1	99320106	COTA	S026 - MCAULIFFE	\$32,973
KATIANE	CORREA	2300-512130	1	99320106	COTA	S001 - ADMIN	\$32,972
MONICA	EYNATIAN	2300-512130	1	99320106	OCCUPATIONAL THERAPIST	S026 - MCAULIFFE	\$81,381
LORI	HARTWIG	2300-512130	1	99320106	COTA	S004 - BAILEY	\$32,972
LINDA	MCELHINNEY	2300-512130	1	99320106	OCCUPATIONAL THERAPIST	S001 - ADMIN	\$79,400
CAROL	O'NEIL	2300-512130	1	99320106	PHYSICAL THERAPIST	S026 - MCAULIFFE	\$86,934
ANGEL	RICHMOND	2300-512130	1	99320106	OCCUPATIONAL THERAPIST	S005 - BARTLETT	\$74,234
KRISTA	SIOPE	2300-512130	1	99320106	OCCUPATIONAL THERAPIST	S048 - CREST	\$79,838
BARBARA	STRYKER	2300-512130	1	99320106	PHYSICAL THERAPIST	S001 - ADMIN	\$85,758
LISA	TAYLOR	2300-512130	1	99320106	OCCUPATIONAL THERAPIST	S004 - BAILEY	\$79,838
KIMBERLY	TRAVIS	2300-512130	1	99320106	OCCUPATIONAL THERAPIST	S013 - GREENHALGE	\$73,695
DOREEN	WEBER	2300-512130	1	99320106	OCCUPATIONAL THERAPIST	S030 - MOREY	\$83,277
DEBORAH	WEBSTER	2300-512130	1	99320106	PHYSICAL THERAPIST	S001 - ADMIN	\$86,150
VACANT	VACANT	2300-512130	1	99320106	COTA	S001 - ADMIN	\$32,973
			15				\$1,016,228

Lowell Public Schools
FY 2018-19 Staff Salary

Staff Positions
Listed by Position

First Name	Last Name	Account No.	FTE	Org No.	Position	School Location	Salary Budget
DANIELLE	CARTER	2300-512131	1	99324103	Teacher-Speech Language	S004 - BAILEY	\$85,247
ALEXIS	ROBINSON	2300-512131	1	99324103	SPEECH LANGUAGE ASSIST	S004 - BAILEY	\$39,313
ALICE	LEE	2300-512131	1	99324103	Teacher-Speech Language	S005 - BARTLETT	\$87,215
TAYLOR	SILVEIRA	2300-512131	1	99324103	SPEECH LANGUAGE ASSIST	S005 - BARTLETT	\$40,500
LAVINE	ANGELICA	2300-512131	1	99324103	Teacher-Speech Language	S007 - BUTLER	\$54,001
BELINDA	PAUL	2300-512131	1	99324103	Teacher-Speech Language	S011 - DALEY JR HIGH	\$78,071
GAIL	THURSBY	2300-512131	1	99324103	Teacher-Speech Language	S013 - GREENHALGE	\$85,247
SARAH	ROSS	2300-512131	1	99324103	Teacher-Speech Language	S014 - JOSEPH G. PYNE	\$70,396
LYNDSEY	COWAN	2300-512131	1	99324103	Teacher-Speech Language	S023 - LHS E	\$83,277
SONIA	DESOUZA	2300-512131	1	99324103	SPEECH LANGUAGE ASSIST	S023 - LHS E	\$40,500
JANAS	DEBRA	2300-512131	1	99324103	Teacher-Speech Language	S025 - LINCOLN	\$79,837
MICHAEL	DORMER	2300-512131	1	99324103	Teacher-Speech Language	S026 - MCAULIFFE	\$85,247
MARILYN	JONAS	2300-512131	1	99324103	Teacher-Speech Language	S026 - MCAULIFFE	\$90,340
CONNOLLY	EILEEN	2300-512131	1	99324103	Teacher-Speech Language	S027 - MCAVINNUE	\$70,396
LORI	MCCARTHY	2300-512131	1	99324103	Teacher-Speech Language	S029 - MOODY ELEMENTARY	\$82,589
KATIE	FRECHETTE	2300-512131	1	99324103	Teacher-Speech Language	S030 - MOREY	\$83,776
STEPHANIE	O'NEILL	2300-512131	1	99324103	Teacher-Speech Language	S031 - MURKLAND	\$64,255
DEBRA	SHANAHAN	2300-512131	1	99324103	Teacher-Speech Language	S032 - PAWTUCKETVILLE	\$87,215
ROBIN	PELLETIER	2300-512131	1	99324103	Teacher-Speech Language	S033 - REILLY	\$79,838
LAUREN	SMITH	2300-512131	1	99324103	Teacher-Speech Language	S035 - ROBINSON	\$88,372
SILVEIRA	TAYLOR	2300-512131	1	99324103	SPEECH LANGUAGE ASSIST	S036 - ROGERS	\$40,500
MELISSA	WARD	2300-512131	1	99324103	Teacher-Speech Language	S036 - ROGERS	\$85,247
COURTNEY	MAHONEY	2300-512131	1	99324103	Teacher-Speech Language	S037 - SHAUGHNESSY	\$65,035
LESLIE	LOPEZ	2300-512131	1	99324103	Teacher-Speech Language	S038 - SULLIVAN JR HIGH	\$81,510
KRISTEN	CARTER	2300-512131	1	99324103	Teacher-Speech Language	S042 - WANG	\$64,255
LINDSAY	BUTTON	2300-512131	1	99324103	Teacher-Speech Language	S043 - WASHINGTON	\$70,396
KRYSTAL	GRATTA	2300-512131	1	99324103	Teacher-Speech Language	S047 - STOKLOSA	\$83,277
LANGLOIS	ANNEMARIE	2300-512131	1	99324103	Teacher-Speech Language	S048 - CREST	\$57,861
			28				\$2,023,713

Lowell Public Schools
FY 2018-19 Staff Salary

Staff Positions
Listed by Position

First Name	Last Name	Account No.	FTE	Org No.	Position	School Location	Salary Budget
KATHERINE	ORMSBY	2300-512925	1	99320106	SIGN LANGUAGE INTERPRETER	S035 - ROBINSON	\$40,500
			1				\$40,500

Lowell Public Schools
FY 2018-19 Staff Salary

Staff Positions
Listed by Position

First Name	Last Name	Account No.	FTE	Org No.	Position	School Location	Salary Budget
MARYANN	ABCUNAS	2300-512958	1	16110020	NURSE-SPECIAL EDUCATION	S001 - ADMIN	\$44,146
JANICE	ARCHAMBAULT	3200-511000	1	99320104	NURSE-SPECIAL EDUCATION	S017 - LHS	\$45,703
LEA	FOLEY	3200-511000	1	99320104	NURSE-SPECIAL EDUCATION	S017 - LHS	\$44,146
MARIANNE	GASPARI	3200-511000	1	99320104	NURSE-SPECIAL EDUCATION	T005 - BARTLETT	\$44,146
MICHELLE	VICENTE	2300-512958	1	16110020	NURSE-SPECIAL EDUCATION	S005 - BARTLETT	\$44,146
			5				\$222,288

Lowell Public Schools
FY 2018-19 Staff Salary

Staff Positions
Listed by Position

First Name	Last Name	Account No.	FTE	Org No.	Position	School Location	Salary Budget
ANN	BRADY	2300-512104	1	99320106	BEHAVIOR SPECIALIST	S028 - MOLLOY	\$88,860
DEBORAH	QUATTROCCHI	2300-512969	1	99328106	BEHAVIOR SPECIALIST	S001 - ADMIN	\$86,548
KAREN	GARABEDIAN	2300-512141	1	16110020	BEHAVIOR SPECIALIST	S016 - LEBLANC	\$92,212
SARAH	KIRANE	2300-512969	1	99328106	BEHAVIOR SPECIALIST	S048 - CREST	\$84,981
MEGAN	STAPLES	2300-512104	1	99320106	BEHAVIOR SPECIALIST	T001 - ADMIN	\$84,219
CHRISTINE	ADAMS	2300-512104	1	99320106	CERTIFIIED BOARD BAH MOD	S048 - CREST	\$100,657
HEATHER	FRUGOLI	2300-512104	1	99320106	CERTIFIIED BOARD BAH MOD	S005 - BARTLETT	\$93,955
DANIELLE	ARCHAMBEAULT	2300-512104	1	99320106	CERTIFIIED BOARD BAH MOD	T001 - ADMIN	\$97,173
PAULA	PETERS	2300-512104	1	99320106	CERTIFIIED BOARD BAH MOD	T001 - ADMIN	\$92,746
MIKAELA	KEEFE	2300-512104	1	99320106	CERTIFIIED BOARD BAH MOD	T001 - ADMIN	\$93,955
MELANIE	CHANDONNET	2300-512104	1	99320106	CERTIFIIED BOARD BAH MOD	T001 - ADMIN	\$90,418
DANIEL	DAVIS	2300-512104	1	99320106	CERTIFIIED BOARD BAH MOD	T001 - ADMIN	\$91,222
ELIZABETH	NOLAN-STACK	2300-512141	1	16110020	CERTIFIIED BOARD BAH MOD	T001 - ADMIN	\$91,222
			13				\$1,188,166

Lowell Public Schools
FY 2018-19 Staff Salary

Staff Positions
Listed by Position

First Name	Last Name	Account No.	FTE	Org No.	Position	School Location	Salary Budget
ATHANASIA	BOUSIOS	2300-512137	1	99320106	EVALUATION TEAM CHAIRPERSON	T001 - ADMIN	\$97,945
JOHN	BREEN	2300-512137	1	99320106	EVALUATION TEAM CHAIRPERSON	T001 - ADMIN	\$91,994
JANE	CAMPBELL	2300-512141	1	16110020	EVALUATION TEAM CHAIRPERSON	T001 - ADMIN	\$113,162
KERRI	CLERMONT	2300-512137	1	99320106	EVALUATION TEAM CHAIRPERSON	T001 - ADMIN	\$92,345
LISA	COSSEBOOM	2300-512137	1	99320106	EVALUATION TEAM CHAIRPERSON	T001 - ADMIN	\$95,617
ALEXIS	FLORENCE	2300-512137	1	99320106	EVALUATION TEAM CHAIRPERSON	T001 - ADMIN	\$97,945
JOHN	FLORENCE	2300-512402	1	99310103	EVALUATION TEAM CHAIRPERSON	T001 - ADMIN	\$93,150
RENEE	FRAUMENI LIMAURO	2300-512141	1	16110020	EVALUATION TEAM CHAIRPERSON	T001 - ADMIN	\$99,101
ELLEN	LANE	2300-512137	1	99320106	EVALUATION TEAM CHAIRPERSON	T001 - ADMIN	\$95,806
MICHELLE	MCARTHUR	2300-512137	1	99320106	EVALUATION TEAM CHAIRPERSON	T001 - ADMIN	\$100,257
DEENA	MELI	2300-512137	1	99320106	EVALUATION TEAM CHAIRPERSON	T001 - ADMIN	\$99,101
SHAWNA	MOTTRAM	2300-512137	1	99320106	EVALUATION TEAM CHAIRPERSON	T001 - ADMIN	\$88,861
MARY	MURPHY-PORKOLA	2300-512137	1	99320106	EVALUATION TEAM CHAIRPERSON	T001 - ADMIN	\$99,101
TINA	NUTTER	2300-512137	1	99320106	EVALUATION TEAM CHAIRPERSON	T001 - ADMIN	\$93,149
JACQUELYN	PATON	2300-512137	1	99320106	EVALUATION TEAM CHAIRPERSON	T001 - ADMIN	\$119,865
ASHLEY	PENNELL	2300-512137	1	99320106	EVALUATION TEAM CHAIRPERSON	T001 - ADMIN	\$95,617
			16				\$1,573,016

Lowell Public Schools
FY 2018-19 Staff Salary

Staff Positions
Listed by Position

First Name	Last Name	Account No.	FTE	Org No.	Position	School Location	Salary Budget
MARIANNE	CAIAZZA	2300-512958	1	90210103	PARAPROFESSIONAL - CSA	S004 - BAILEY	\$23,064
BONNIE	GARY	2300-512958	1	90210106	PARAPROFESSIONAL CSA	S004 - BAILEY	\$26,180
LINDA-JOY	GIGNAC	2300-512958	1	90210106	PARAPROFESSIONAL CSA	S004 - BAILEY	\$33,701
NANO	KENNEWAY	2300-512958	1	90210106	PARAPROFESSIONAL CSA	S004 - BAILEY	\$25,884
GISEL	NEGRON	2300-512958	1	90210106	PARAPROFESSIONAL CSA	S004 - BAILEY	\$28,771
PAMELA	NOLAN	2300-512958	1	90210103	PARAPROFESSIONAL CSA	S004 - BAILEY	\$30,035
KATHRYN	RINDO	2300-512958	1	90210106	PARAPROFESSIONAL CSA	S004 - BAILEY	\$27,645
GUSTAVO	RODRIGUEZ	2300-512958	1	90210106	PARAPROFESSIONAL CSA	S004 - BAILEY	\$31,026
RICHARD	CARABALLO	2300-512958	1	98310606	PARAPROFESSIONAL SPED HEALTH	S005 - BARTLETT	\$31,026
AMY	DWYER	2300-512958	1	98310606	PARAPROFESSIONAL SPED HEALTH	S005 - BARTLETT	\$28,636
KATHLEEN	FAMIGLIETTI	2300-512958	1	98310606	PARAPROFESSIONAL SPED HEALTH	S005 - BARTLETT	\$34,692
CAROL	GOUVEIA	2300-512958	1	98310606	PARAPROFESSIONAL SPED HEALTH	S005 - BARTLETT	\$28,016
VALERIE	LOWELL	2300-512958	1	98310606	PARAPROFESSIONAL SPED HEALTH	S005 - BARTLETT	\$28,016
CHERYL	MCGEE	2300-512958	1	98310103	PARAPROFESSIONAL SPED HEALTH	S005 - BARTLETT	\$33,084
AMITA	MISTRY	2300-512958	1	98310103	PARAPROFESSIONAL SPED HEALTH	S005 - BARTLETT	\$34,889
CHRISTINA	OLIVEIRA	2300-512958	1	95010106	PARAPROFESSIONAL SPED HEALTH	S005 - BARTLETT	\$31,026
JOHNNY	PHAUK	2300-512958	1	98310606	PARAPROFESSIONAL SPED HEALTH	S005 - BARTLETT	\$31,026
CHERYL	ROONEY	2300-512958	1	98310606	PARAPROFESSIONAL SPED HEALTH	S005 - BARTLETT	\$28,636
VACANT	VACANT	2300-512958	1	98310606	PARAPROFESSIONAL SPED HEALTH	S005 - BARTLETT	\$25,000
KIMBERLY	VICENTE	2300-512958	1	98310606	PARAPROFESSIONAL SPED HEALTH	S005 - BARTLETT	\$25,903
ANNA	WOLF	2300-512958	1	98310606	PARAPROFESSIONAL SPED HEALTH	S005 - BARTLETT	\$25,609
KAYLA	ATHANASATOS	2300-512958	1	98410606	PARAPROFESSIONAL ED/BD	S007 - BUTLER	\$28,715
BRYAN	CALLAHAN	2300-512958	1	16110020	PARAPROFESSIONAL SPED	S007 - BUTLER	\$23,572
JULIE	COOPER	2300-512903	1	98410606	PARAPROFESSIONAL ED/BD	S007 - BUTLER	\$30,035
MATTHEW	FRASER	2300-512958	1	98410603	PARAPROFESSIONAL 1:1	S007 - BUTLER	\$28,715
ANDREW	LUCAS	2300-512958	1	98410606	PARAPROFESSIONAL SPED	S007 - BUTLER	\$30,035
SARAH	BLIER	2300-512958	1	98510606	PARAPROFESSIONAL - CSA	S011 - DALEY JR HIGH	\$31,026
MARGARET	DRISCOLL	2300-512958	1	98510606	PARAPROFESSIONAL - LEAP	S011 - DALEY JR HIGH	\$37,055
EDWIN	HARRIS	2300-512958	1	98510606	PARAPROFESSIONAL 1:1	S011 - DALEY JR HIGH	\$32,381
JESSICA	JONES	2300-512958	1	98510606	PARAPROFESSIONAL - CSA	S011 - DALEY JR HIGH	\$24,737

Lowell Public Schools
FY 2018-19 Staff Salary

Staff Positions
Listed by Position

First Name	Last Name	Account No.	FTE	Org No.	Position	School Location	Salary Budget
RIKHAV	KOTHARI	2300-512958	1	98510606	PARAPROFESSIONAL 1:1	S011 - DALEY JR HIGH	\$28,715
MARGARITA	KUILAN	2300-512958	1	98510606	PARAPROFESSIONAL - LEAP	S011 - DALEY JR HIGH	\$35,466
HELEN	MANAHAN	2300-512958	1	98510606	PARAPROFESSIONAL 1:1	S011 - DALEY JR HIGH	\$28,715
HADEEL	MOUSA	2300-512958	1	98510606	PARAPROFESSIONAL - SPED	S011 - DALEY JR HIGH	\$28,636
AMY	ROGERS	2300-512958	1	98510606	PARAPROFESSIONAL - CSA	S011 - DALEY JR HIGH	\$31,026
MAUREEN	ROGERS	2300-512958	1	16110020	PARAPROFESSIONAL - LEAP	S011 - DALEY JR HIGH	\$33,735
NIDHAL	SHAKIR	2300-512958	1	98510606	PARAPROFESSIONAL - CSA	S011 - DALEY JR HIGH	\$27,646
LINDA	SHERMAN	2300-512958	1	98510603	PARAPROFESSIONAL 1:1	S011 - DALEY JR HIGH	\$23,191
KAREN	SILVA	2300-512958	1	98510606	PARAPROFESSIONAL - CSA	S011 - DALEY JR HIGH	\$40,448
ELIANA	SIMPSON	2300-512958	1	98510606	PARAPROFESSIONAL - CSA	S011 - DALEY JR HIGH	\$22,737
JOSELINE	AHISHAKIYE	2300-512958	1	91510106	PARAPROFESSIONAL CSA	S013 - GREENHALGE	\$31,026
ELAINE	BOUCHER	2300-512958	1	91510106	PARAPROFESSIONAL CSA	S013 - GREENHALGE	\$29,521
SYLVIA	BOULES	2300-512958	1	91510106	PARAPROFESSIONAL CSA	S013 - GREENHALGE	\$27,645
CYNTHIA	BURNS	2300-512958	1	16110020	PARAPROFESSIONAL CSA	S013 - GREENHALGE	\$33,735
LAURA	CLEMENT	2300-512958	1	91510103	PARAPROFESSIONAL CSA	S013 - GREENHALGE	\$24,981
JOHN	DEANGELIS	2300-512958	1	16110020	PARAPROFESSIONAL CSA	S013 - GREENHALGE	\$28,771
LAURA	DILLON	2300-512958	1	91510103	PARAPROFESSIONAL CSA	S013 - GREENHALGE	\$28,713
MEGHAN	GEARY	2300-512958	1	91510106	PARAPROFESSIONAL CSA	S013 - GREENHALGE	\$27,645
ASHLEY	LYNCH	2300-512958	1	91510106	PARAPROFESSIONAL CSA	S013 - GREENHALGE	\$27,645
SHAYNA	ROPER	2300-512958	1	91510106	PARAPROFESSIONAL CSA	S013 - GREENHALGE	\$23,364
DEBRA	ROPER	2300-512958	1	91510106	PARAPROFESSIONAL CSA	S013 - GREENHALGE	\$35,466
WASSAN	SALEM	2300-512958	1	91510106	PARAPROFESSIONAL CSA	S013 - GREENHALGE	\$30,035
JENNIFER	SHEEHY	2300-512958	1	91510106	PARAPROFESSIONAL CSA	S013 - GREENHALGE	\$28,016
TARESSA	BAZDANES	2300-512958	1	91810106	PARAPROFESSIONAL CSA	S014 - JOSEPH G. PYNE	\$23,991
JESSICA	CRUZ	2300-512958	1	91810106	PARAPROFESSIONAL CSA	S014 - JOSEPH G. PYNE	\$22,737
ALEXANDRA	EMRICK	2300-512958	1	91810106	PARAPROFESSIONAL CSA	S014 - JOSEPH G. PYNE	\$27,645
TAMARA	FLORES	2300-512958	1	91810103	PARAPROFESSIONAL CSA	S014 - JOSEPH G. PYNE	\$27,645
KRISTINE	HALEY	2300-512958	1	91810106	PARAPROFESSIONAL CSA	S014 - JOSEPH G. PYNE	\$31,026
TIMOTHY	LABRANCHE	2300-512958	1	91810106	PARAPROFESSIONAL 1:1	S014 - JOSEPH G. PYNE	\$26,324
ANGELA	MARTINEZ	2300-512958	1	91810106	PARAPROFESSIONAL CSA	S014 - JOSEPH G. PYNE	\$32,883

Lowell Public Schools
FY 2018-19 Staff Salary

Staff Positions
Listed by Position

First Name	Last Name	Account No.	FTE	Org No.	Position	School Location	Salary Budget
DANIELLE	MINER	2300-512958	1	91810106	PARAPROFESSIONAL CSA	S014 - JOSEPH G. PYNE	\$31,026
IDALIS	MONSERRATE	2300-512958	1	91810106	PARAPROFESSIONAL CSA	S014 - JOSEPH G. PYNE	\$23,108
LORI	POSCO	2300-512958	1	91810106	PARAPROFESSIONAL CSA	S014 - JOSEPH G. PYNE	\$29,521
YAJAIRA	RODRIGUEZ	2300-512958	1	91810106	PARAPROFESSIONAL HEALTH 1:1	S014 - JOSEPH G. PYNE	\$24,354
NATALY	RODRIGUEZ-ANDRADES	2300-512958	1	91810106	PARAPROFESSIONAL CSA	S014 - JOSEPH G. PYNE	\$25,505
PAULA	SEVIGNY	2300-512958	1	91810106	PARAPROFESSIONAL CSA	S014 - JOSEPH G. PYNE	\$32,745
AIDA	SILVA	2300-512958	1	91810106	PARAPROFESSIONAL CSA	S014 - JOSEPH G. PYNE	\$24,099
KERRI	SOROTA	2300-512958	1	91810106	PARAPROFESSIONAL CSA	S014 - JOSEPH G. PYNE	\$34,692
JEFFREY	TENCZAR	2300-512958	1	91810106	PARAPROFESSIONAL CSA	S014 - JOSEPH G. PYNE	\$31,026
DARRYL	DAVIS	2300-512958	1	91920106	PARAPROFESSIONAL ED/BD SALARY	S015 - LAURA LEE	\$27,781
KARLA	FOTOPOULOS	2300-512958	1	91920106	PARAPROFESSIONAL ED/BD SALARY	S015 - LAURA LEE	\$30,035
TERRI	HOFFMAN	2300-512958	1	91920106	PARAPROFESSIONAL ED/BD SALARY	S015 - LAURA LEE	\$30,035
EDWARD	MCDERMOTT	2300-512958	1	91920106	PARAPROFESSIONAL ED/BD SALARY	S015 - LAURA LEE	\$23,747
SARAH	WILSON	2300-512958	1	91920106	PARAPROFESSIONAL ED/BD SALARY	S015 - LAURA LEE	\$24,893
LUIS	MORALES	2300-512958	1	91920106	PARAPROFESSIONAL ED/BD SALARY	S016 - LEBLANC	\$23,107
AMANDA	LOISELLE	2300-512958	1	93510106	PARAPROFESSIONAL ED/BD SALARY	S016 - LEBLANC	\$23,364
ELIZABETH	MORALES	2300-512958	1	93510106	PARAPROFESSIONAL ED/BD SALARY	S016 - LEBLANC	\$23,364
MATTHEW	SHEPARD	2300-512958	1	16110020	PARAPROFESSIONAL ED/BD SALARY	S016 - LEBLANC	\$27,026
LUZ	SMITH	2300-512958	1	16110020	PARAPROFESSIONAL ED/BD SALARY	S016 - LEBLANC	\$33,701
JENNIFER	WELSH	2300-512958	1	16110020	PARAPROFESSIONAL ED/BD SALARY	S016 - LEBLANC	\$30,035
WILLIAM	BAHOU	2300-512958	1	99010712	PARAPROFESSIONAL HEALTH CSA	S017 - LHS	\$31,026
DONNA	BROWN	2300-512958	1	99010712	PARAPROFESSIONAL HEALTH CSA	S017 - LHS	\$28,016
CAROLYN	DEMERS	2300-512958	1	16110020	PARAPROFESSIONAL HEALTH SPED	S017 - LHS	\$37,127
NICHOLAS	DIAMANTOPOULOS	2300-512958	1	16110020	PARAPROFESSIONAL SPED	S017 - LHS	\$34,889
STEPHEN	FELDE	2300-512958	1	99010712	PARAPROFESSIONAL CSA	S017 - LHS	\$28,715
SUZANNE	GHADBAN	2300-512958	1	99010712	PARAPROFESSIONAL HEALTH 1:1	S017 - LHS	\$24,981
CHARLES	HARTNETT	2300-512958	1	99010712	PARAPROFESSIONAL SPED	S017 - LHS	\$33,701
ERIC	KATES	2300-512958	1	99010712	PARAPROFESSIONAL ED/BD SALARY	S017 - LHS	\$30,035
MICHAEL	LOHMER	2300-512958	1	99010712	PARAPROFESSIONAL HEALTH SPED	S017 - LHS	\$37,201
VIANKA	LOPEZ	2300-512958	1	99010712	PARAPROFESSIONAL HEALTH SPED	S017 - LHS	\$30,273

Lowell Public Schools
FY 2018-19 Staff Salary

Staff Positions
Listed by Position

First Name	Last Name	Account No.	FTE	Org No.	Position	School Location	Salary Budget
JANE-SARAH	MACFARLANE	2300-512958	1	99010712	PARAPROFESSIONAL HEALTH SPED	S017 - LHS	\$28,636
CHARLENE	MACLEAN	2300-512958	1	99010712	PARAPROFESSIONAL HEALTH SPED	S017 - LHS	\$34,692
SUAD	MANSOUR	2300-512958	1	99010712	PARAPROFESSIONAL SPED	S017 - LHS	\$28,715
DONNA	MURPHY	2300-512958	1	99010712	PARAPROFESSIONAL SPED	S017 - LHS	\$28,530
JAMES	OUELLETTE	2300-512958	1	16110020	PARAPROFESSIONAL HEALTH SPED	S017 - LHS	\$28,016
MYLENE	RODRIGUEZ	2300-512958	1	99010712	PARAPROFESSIONAL HEALTH 1:1	S017 - LHS	\$36,261
MARK	RONAN	2300-512958	1	99010712	PARAPROFESSIONAL HEALTH SPED	S017 - LHS	\$31,026
GRAHAM	TINGLEY	2300-512958	1	99010712	PARAPROFESSIONAL ED/BD SALARY	S017 - LHS	\$33,701
MICHELLE	WILLIAMS	2300-512958	1	99010712	PARAPROFESSIONAL SP EDUCATIONS	S017 - LHS	\$31,424
JEFFREY	COSTA	2300-512958	1	99010712	PARAPROFESSIONAL ED/BD SALARY	S019 - LHS B	\$30,035
ANGIE	COLON	2300-512958	1	99010712	PARAPROFESSIONAL ED/BD SALARY	S023 - LHS E	\$27,026
JONATHAN	COX	2300-512958	1	16110020	PARAPROFESSIONAL ED/BD SALARY	S023 - LHS E	\$30,035
NICOLE	DURAND	2300-512958	1	99010712	PARAPROFESSIONAL HEALTH 1:1	S017 - LHS	\$23,107
VACANT	VACANT	2300-512958	1	99010712	PARAPROFESSIONAL 1:1	S017 - LHS	\$25,000
JESSICA	LOAIZA	2300-512958	1	99010712	PARAPROFESSIONAL ED/BD SALARY	S017 - LHS	\$23,107
PHILIP	SMITH	2300-512958	1	99010712	PARAPROFESSIONAL ED/BD SALARY	S017 - LHS	\$27,645
RHONDA	BAILEY	2300-512958	1	97510103	PARAPROFESSIONAL 1:1	S026 - MCAULIFFE	\$21,787
DIANE	COTE-ROY	2300-512958	1	97510106	PARAPROFESSIONAL HEALTH SPED	S026 - MCAULIFFE	\$39,582
LAUREN	LEPINE	2300-512958	1	97510106	PARAPROFESSIONAL HEALTH 1:1	S026 - MCAULIFFE	\$33,875
SAHAR	ABDULRAZZAK	2300-512958	1	91210106	PARAPROFESSIONAL CSA	S027 - MCAVINNUE	\$23,614
TYLDA	BAHOU	2300-512958	1	16110020	PARAPROFESSIONAL CSA	S027 - MCAVINNUE	\$33,701
EILEEN	GRENHAM	2300-512958	1	16110020	PARAPROFESSIONAL HEALTH SPED	S027 - MCAVINNUE	\$31,419
CHRISTINE	HOFFMAN	2300-512958	1	91210103	PARAPROFESSIONAL CSA	S027 - MCAVINNUE	\$25,705
NADIA	JASIM	2300-512958	1	91210106	PARAPROFESSIONAL CSA	S027 - MCAVINNUE	\$27,645
KATHY	MCDONALD	2300-512958	1	16110020	PARAPROFESSIONAL CSA	S027 - MCAVINNUE	\$32,745
JUDITH	MIDDLETON	2300-512958	1	91210106	PARAPROFESSIONAL HEALTH CSA	S027 - MCAVINNUE	\$24,913
JACKIE	MURPHY	2300-512958	1	91210106	PARAPROFESSIONAL 1:1	S027 - MCAVINNUE	\$22,737
COURTNEY	PATTERSON	2300-512958	1	91210106	PARAPROFESSIONAL CSA	S027 - MCAVINNUE	\$27,645
ARIANA	RAMIREZ	2300-512958	1	16110020	PARAPROFESSIONAL CSA	S027 - MCAVINNUE	\$32,745
CLAUDINEIA	SEZINE	2300-512958	1	16110020	PARAPROFESSIONAL CSA	S027 - MCAVINNUE	\$36,210

Lowell Public Schools
FY 2018-19 Staff Salary

Staff Positions
Listed by Position

First Name	Last Name	Account No.	FTE	Org No.	Position	School Location	Salary Budget
REGINA	VELASQUEZ	2300-512958	1	91210106	PARAPROFESSIONAL CSA	S027 - MCAVINNUE	\$34,405
ROSEMARY	GUDEWICH	2300-512958	1	92710103	PARAPROFESSIONAL SPED	S100 - DISTRICTWIDE	\$33,084
REGINA	CLANCY	2300-512958	1	93010106	PARAPROFESSIONAL SPED	S030 - MOREY	\$28,771
CASANDRA	HEILIG	2300-512958	1	93010106	PARAPROFESSIONAL HEALTH SPED	S030 - MOREY	\$24,981
HEATHER	KELLEHER	2300-512958	1	93010103	PARAPROFESSIONAL 1:1	S030 - MOREY	\$33,084
SANDRA	LEVESQUE	2300-512958	1	93010106	PARAPROFESSIONAL HEALTH SPED	S030 - MOREY	\$35,394
VARINA	SILVA	2300-512958	1	99310103	PARAPROFESSIONAL SPED	S030 - MOREY	\$23,355
ANNETTE	WILENSKY	2300-512958	1	93010106	PARAPROFESSIONAL HEALTH SPED	S030 - MOREY	\$31,026
KAREN	MCPHILLIPS	2300-512958	1	98010106	PARAPROFESSIONAL ED/BD	S031 - MURKLAND	\$34,405
JANET	MEEHAN	2300-512958	1	98010103	PARAPROFESSIONAL HEALTH SPED	S031 - MURKLAND	\$36,261
ADITA	RODRIGUEZ	2300-512958	1	98010106	PARAPROFESSIONAL ED/BD SPED	S031 - MURKLAND	\$23,613
KIMBERLY	SOUSA	2300-512958	1	98010106	PARAPROFESSIONAL ED/BD	S031 - MURKLAND	\$36,210
KATHERINE	BURGESS	2300-512958	1	93610106	PARAPROFESSIONAL HEALTH CSA	S032 - PAWTUCKETVILLE	\$28,636
PAULA	DANG	2300-512958	1	93610106	PARAPROFESSIONAL HEALTH CSA	S032 - PAWTUCKETVILLE	\$24,099
YUNIOR	FERNANDEZ	2300-512958	1	93610106	PARAPROFESSIONAL HEALTH CSA	S032 - PAWTUCKETVILLE	\$24,605
LISA	FREKER	2300-512958	1	93610106	PARAPROFESSIONAL HEALTH CSA	S032 - PAWTUCKETVILLE	\$31,419
NOREEN	KENNEDY	2300-512958	1	93610106	PARAPROFESSIONAL HEALTH CSA	S032 - PAWTUCKETVILLE	\$30,035
RYAN	NOCELLA	2300-512958	1	93610106	PARAPROFESSIONAL ED/BD	S032 - PAWTUCKETVILLE	\$26,270
COREY	SILVA	2300-512958	1	93610106	PARAPROFESSIONAL ED/BD	S032 - PAWTUCKETVILLE	\$22,737
STEPHEN	ST JEAN	2300-512958	1	93610106	PARAPROFESSIONAL CSA	S032 - PAWTUCKETVILLE	\$22,737
KATHLEEN	TINGLEY	2300-512958	1	93610103	PARAPROFESSIONAL CSA	S032 - PAWTUCKETVILLE	\$32,381
SAMANTHA	WONSON	2300-512958	1	93610106	PARAPROFESSIONAL HEALTH CSA	S032 - PAWTUCKETVILLE	\$31,026
STACEY	WONSON	2300-512958	1	93610106	PARAPROFESSIONAL HEALTH CSA	S032 - PAWTUCKETVILLE	\$24,099
SAMANTHA	STONE	2300-512958	1	93610106	PARAPROFESSIONAL ED/BD	S032 - PAWTUCKETVILLE	\$27,646
MICHAEL	MCGONIGLE	2300-512958	1	94010106	PARAPROFESSIONAL ED/BD	S033 - REILLY	\$30,035
PAULA	RODRIGUEZ	2300-512958	1	94010106	PARAPROFESSIONAL SPED	S033 - REILLY	\$33,155
EMILY	STUTZ	2300-512958	1	94010106	PARAPROFESSIONAL ED/BD	S033 - REILLY	\$23,364
MARY	BRADY	2300-512958	1	98610606	PARAPROFESSIONAL HEALTH CSA	S035 - ROBINSON	\$25,375
SUZANNE	DELESDERNIER	2300-512958	1	98610606	PARAPROFESSIONAL 1:1	S035 - ROBINSON	\$32,381
PAUL	EGAN	2300-512958	1	98610606	PARAPROFESSIONAL 1:1	S035 - ROBINSON	\$28,636

Lowell Public Schools
FY 2018-19 Staff Salary

Staff Positions
Listed by Position

First Name	Last Name	Account No.	FTE	Org No.	Position	School Location	Salary Budget
GRACE	GRAHAM	2300-512958	1	98610603	PARAPROFESSIONAL SPED	S035 - ROBINSON	\$34,816
SHARON	MURPHY	2300-512958	1	16110020	PARAPROFESSIONAL HEALTH CSA	S035 - ROBINSON	\$28,016
LEEANN	NEWCOMB	2300-512958	1	98610606	PARAPROFESSIONAL SPED	S035 - ROBINSON	\$34,889
DIANE	SHIELDS	2300-512958	1	98610603	PARAPROFESSIONAL SPED	S035 - ROBINSON	\$36,548
CHERYL	STINSON	2300-512958	1	98610603	PARAPROFESSIONAL SPED	S035 - ROBINSON	\$36,478
VACANT	VACANT	2300-512958	1	98610603	PARAPROFESSIONAL SPED	S035 - ROBINSON	\$25,000
NANCY	BRUM	2300-512958	1	98710606	PARAPROFESSIONAL ED/BD CSA PRES	S100 - DISTRICTWIDE	\$23,727
KATHERINE	CAIRA	2300-512958	1	98710606	PARAPROFESSIONAL CSA	S036 - ROGERS	\$31,026
ELIZABETH	COTE	2300-512958	1	98710606	PARAPROFESSIONAL ED/BD CSA PRES	S100 - DISTRICTWIDE	\$27,645
RAYANN	DURAND	2300-512958	1	98710606	PARAPROFESSIONAL - HEALTH 1:1	S036 - ROGERS	\$26,855
ZAKIA	FERDOUSI	2300-512958	1	98710606	PARAPROFESSIONAL HEALTH SPED 1:1	S036 - ROGERS	\$31,026
BRYAN	GUDEWICH	2300-512958	1	98710606	PARAPROFESSIONAL CSA	S036 - ROGERS	\$30,035
CHRISTOPHER	HICKMAN	2300-512958	1	98710606	PARAPROFESSIONAL CSA	S036 - ROGERS	\$23,613
GHYZLENE	LAQUI	2300-512958	1	98710606	PARAPROFESSIONAL CSA	S036 - ROGERS	\$30,035
CHELSEY	LUIS	2300-512958	1	98710603	PARAPROFESSIONAL CSA	S036 - ROGERS	\$30,035
VIJITHA	MALLU	2300-512958	1	98710606	PARAPROFESSIONAL CSA	S036 - ROGERS	\$27,645
HIND	RUSHDI	2300-512958	1	98710603	PARAPROFESSIONAL SPED 1:1	S036 - ROGERS	\$27,646
LYNN	STEAD	2300-512958	1	98710603	PARAPROFESSIONAL HEALTH CSA	S036 - ROGERS	\$35,466
CHRISTINE	TESSIER	2300-512958	1	98710606	PARAPROFESSIONAL CSA	S036 - ROGERS	\$30,035
SALYNA	WANG	2300-512958	1	98710606	PARAPROFESSIONAL HEALTH CSA	S036 - ROGERS	\$31,026
KATIE	BRODEUR	2300-512958	1	95010106	PARAPROFESSIONAL HEALTH CSA	S037 - SHAUGHNESSY	\$31,026
GAIL	BRODEUR	2300-512958	1	95010106	PARAPROFESSIONAL HEALTH CSA	S037 - SHAUGHNESSY	\$37,054
SOPHIA	CRAWFORD	2300-512958	1	95010106	PARAPROFESSIONAL 1:1	S037 - SHAUGHNESSY	\$37,006
JULIANA	CRUZ	2300-512958	1	95010106	PARAPROFESSIONAL HEALTH CSA	S037 - SHAUGHNESSY	\$26,013
SHONICA	DAVIS	2300-512958	1	95010106	PARAPROFESSIONAL HEALTH CSA	S037 - SHAUGHNESSY	\$25,505
PATRICIA	GAY	2300-512958	1	95010106	PARAPROFESSIONAL CSA	S037 - SHAUGHNESSY	\$36,138
STAMATIA	LEBOEUF	2300-512958	1	95010106	PARAPROFESSIONAL HEALTH CSA	S037 - SHAUGHNESSY	\$26,855
JEAN	MCDERMOTT	2300-512958	1	95010106	PARAPROFESSIONAL HEALTH CSA	S037 - SHAUGHNESSY	\$31,026
EMILY	MILLETT	2300-512958	1	95010106	PARAPROFESSIONAL 1:1	S037 - SHAUGHNESSY	\$33,701
BETH	MORAN	2300-512958	1	95010106	PARAPROFESSIONAL HEALTH CSA	S037 - SHAUGHNESSY	\$34,602

Lowell Public Schools
FY 2018-19 Staff Salary

Staff Positions
Listed by Position

First Name	Last Name	Account No.	FTE	Org No.	Position	School Location	Salary Budget
CHRISTOPHER	PARKE	2300-512958	1	95010106	PARAPROFESSIONAL CSA	S037 - SHAUGHNESSY	\$32,745
SHELAGH	PICKETT	2300-512958	1	95010106	PARAPROFESSIONAL 1:1	S037 - SHAUGHNESSY	\$36,210
NINA	SILVA	2300-512958	1	95010106	PARAPROFESSIONAL HEALTH CSA	S037 - SHAUGHNESSY	\$29,521
MAUREEN	SOUICY	2300-512958	1	16110020	PARAPROFESSIONAL HEALTH CSA	S037 - SHAUGHNESSY	\$35,394
CHANNY	CHORN	2300-512958	1	98810606	PARAPROFESSIONAL 1:1	S038 - SULLIVAN JR HIGH	\$26,955
PETER	SEPE	2300-512958	1	98810606	PARAPROFESSIONAL ED/BD	S038 - SULLIVAN JR HIGH	\$22,737
BARRY	FRANCOEUR	2300-512958	1	98810606	PARAPROFESSIONAL ED/BD SALARY	S038 - SULLIVAN JR HIGH	\$30,035
DONALD	GOODICK	2300-512958	1	98810603	PARAPROFESSIONAL CSA	S038 - SULLIVAN JR HIGH	\$28,715
JENNIFER	HUGHES	2300-512958	1	98810603	PARAPROFESSIONAL ED/BD SALARY	S038 - SULLIVAN JR HIGH	\$30,035
MEAGHAN	KEEFE	2300-512958	1	98810606	PARAPROFESSIONAL CSA	S038 - SULLIVAN JR HIGH	\$32,066
AUBREY	LABONTE	2300-512958	1	98810606	PARAPROFESSIONAL CSA 1:1	S038 - SULLIVAN JR HIGH	\$30,035
PAUL	DALEY	2300-512958	1	98810606	PARAPROFESSIONAL CSA	S038 - SULLIVAN JR HIGH	\$31,749
DARLENE	MAHONEY	2300-512958	1	16110020	PARAPROFESSIONAL - SPED	S038 - SULLIVAN JR HIGH	\$31,424
CHELSEA	PEREZ	2300-512958	1	98810606	PARAPROFESSIONAL HEALTH 1:1	S038 - SULLIVAN JR HIGH	\$25,505
KATHERINE	SHOEMAKER	2300-512958	1	98810603	PARAPROFESSIONAL 1:1	S038 - SULLIVAN JR HIGH	\$27,645
ROBERT	SOUTHERN	2300-512958	1	98810606	PARAPROFESSIONAL 1:1	S038 - SULLIVAN JR HIGH	\$30,035
VIRGINIA	THOMAS	2300-512958	1	98810606	PARAPROFESSIONAL 1:1	S038 - SULLIVAN JR HIGH	\$27,645
JOAN	COTE	2300-512958	1	98910606	PARAPROFESSIONAL HEALTH SPED	S042 - WANG	\$33,735
SHADAYLE	PEREZ	2300-512958	1	98910606	PARAPROFESSIONAL ED/BD	S042 - WANG	\$22,737
SAUL	RODRIGUEZ	2300-512958	1	98910606	PARAPROFESSIONAL ED/BD	S042 - WANG	\$29,283
JUDITH	CASEY	2300-512958	1	95510106	PARAPROFESSIONAL HEALTH CSA	S043 - WASHINGTON	\$37,201
DANIELA	CORREA	2300-512958	1	95510106	PARAPROFESSIONAL CSA	S043 - WASHINGTON	\$25,864
ROY	CRUZ	2300-512958	1	95510106	PARAPROFESSIONAL CSA	S043 - WASHINGTON	\$30,035
HEATHER	DESIMONE	2300-512958	1	95510106	PARAPROFESSIONAL HEALTH CSA	S043 - WASHINGTON	\$31,026
GABRIELLA	GONZALEZ	2300-512958	1	95510106	PARAPROFESSIONAL CSA	S043 - WASHINGTON	\$27,645
MARYBETH	HAYDEN	2300-512958	1	95510106	PARAPROFESSIONAL HEALTH CSA	S043 - WASHINGTON	\$34,692
LINDSAY	MCNEIL	2300-512958	1	95510106	PARAPROFESSIONAL HEALTH CSA	S043 - WASHINGTON	\$28,636
JANITZA	ROBLES	2300-512958	1	95510106	PARAPROFESSIONAL CSA	S043 - WASHINGTON	\$23,747
KRYSTLE	VIEIRA	2300-512958	1	95510106	PARAPROFESSIONAL HEALTH CSA	S043 - WASHINGTON	\$31,026
DAVID	COMALLI	2300-512958	1	96010606	PARAPROFESSIONAL ED/BD	S047 - STOKLOSA	\$34,476

Lowell Public Schools
FY 2018-19 Staff Salary

Staff Positions
Listed by Position

First Name	Last Name	Account No.	FTE	Org No.	Position	School Location	Salary Budget
MARIA	MICHAUD	2300-512958	1	96010104	PARAPROFESSIONAL ED/BD	S047 - STOKLOSA	\$37,873
ZAINAB	ALI	2300-512958	1	95410106	PARAPROFESSIONAL HEALTH CSA	S048 - CREST	\$23,727
JYOTI	AMIN	2300-512958	1	95410106	PARAPROFESSIONAL HEALTH CSA	S048 - CREST	\$33,875
ANASTASIA	ANGANES	2300-512958	1	95410106	PARAPROFESSIONAL HEALTH CSA	S048 - CREST	\$28,636
JOSENI	BATISTA	2300-512958	1	95410106	PARAPROFESSIONAL HEALTH CSA	S048 - CREST	\$28,636
HAYLEY	BLATUS	2300-512958	1	95410106	PARAPROFESSIONAL HEALTH CSA	S048 - CREST	\$23,727
KEVIN	BRUNELLE	2300-512958	1	95410106	PARAPROFESSIONAL HEALTH CSA	S048 - CREST	\$28,636
LYNDSEY	CAPRA	2300-512958	1	95410106	PARAPROFESSIONAL HEALTH CSA	S048 - CREST	\$28,636
SARVAMANGLA	CHATTERJEE	2300-512958	1	95410106	PARAPROFESSIONAL HEALTH CSA	S048 - CREST	\$31,026
KEANDRA	CRUZ	2300-512958	1	95410106	PARAPROFESSIONAL HEALTH CSA	S048 - CREST	\$31,026
JESSICA	DOUCETTE	2300-512958	1	95410106	PARAPROFESSIONAL HEALTH CSA	S048 - CREST	\$28,636
KELLY	DYMENT	2300-512958	1	95410106	PARAPROFESSIONAL HEALTH CSA	S048 - CREST	\$28,636
REBECCA	FALL	2300-512958	1	95410106	PARAPROFESSIONAL HEALTH CSA	S048 - CREST	\$31,026
JENNIFER	FINETHY	2300-512958	1	95410106	PARAPROFESSIONAL HEALTH CSA	S048 - CREST	\$28,636
LUCY	HOWARD	2300-512958	1	95410106	PARAPROFESSIONAL HEALTH CSA	S048 - CREST	\$28,715
TAYLOR	KEENE	2300-512958	1	95410106	PARAPROFESSIONAL HEALTH CSA	S048 - CREST	\$28,636
REBECCA	LEVENE	2300-512958	1	95410106	PARAPROFESSIONAL HEALTH CSA	S048 - CREST	\$31,026
KELLI	MANDEVILLE	2300-512958	1	95410106	PARAPROFESSIONAL HEALTH CSA	S048 - CREST	\$24,605
KELLIE	MCCANN	2300-512958	1	95410106	PARAPROFESSIONAL HEALTH CSA	S048 - CREST	\$28,636
AHMED	MOHAMMED	2300-512958	1	95410106	PARAPROFESSIONAL HEALTH CSA	S048 - CREST	\$28,636
NICOLE	PRUD'HOMME	2300-512958	1	95410106	PARAPROFESSIONAL HEALTH CSA	S048 - CREST	\$23,727
JENNIFER	SEM	2300-512958	1	95410106	PARAPROFESSIONAL HEALTH CSA	S048 - CREST	\$31,026
ANASTISIA	SNOW	2300-512958	1	95410106	PARAPROFESSIONAL HEALTH CSA	S048 - CREST	\$28,636
MUTHURAJ	VASANTHAMANI	2300-512958	1	95410106	PARAPROFESSIONAL HEALTH CSA	S048 - CREST	\$25,375
VACANT	VACANT	2300-512958	2	99010712	PARAPROFESSIONAL SPED	S100 - DISTRICTWIDE	\$50,000
			236				\$6,931,689

Lowell Public Schools
FY 2018-19 Staff Salary

Staff Positions
Listed by Position

First Name	Last Name	Account No.	FTE	Org No.	Position	School Location	Salary Budget
ESTEBAN	BETANCUR	2300-512958	1	92010103	PARAPROFESSIONAL ED/BD ABE	S025 - LINCOLN	\$23,108
PEDRO	FIGUEROA	2300-512958	1	99330206	PARAPROFESSIONAL ED/BD ABE	S025 - LINCOLN	\$27,027
LINDA	MENDES	2300-512958	1	99330206	PARAPROFESSIONAL ED/BD ABE	S025 - LINCOLN	\$36,261
			3				\$86,396

Lowell Public Schools
FY 2018-19 Staff Salary

Staff Positions
Listed by Position

First Name	Last Name	Account No.	FTE	Org No.	Position	School Location	Salary Budget
ELIZABETH	MCKIERNAN	2300-512118	1	99339003	ADULT EDUCATION DIRECTOR	S002 - ADULT EDUCATION	\$102,946
CHRISTINA	CRONIN	2300-512903	1	99339003	Teacher-Adult Ed	S002 - ADULT EDUCATION	\$80,620
NUTILE	ELIZABETH	2300-512903	1	99339003	Teacher-Adult Ed	S002 - ADULT EDUCATION	\$49,626
MAURA	MCCABE	2300-512903	1	99339003	Teacher-Adult Ed	S002 - ADULT EDUCATION	\$80,620
SUSAN	SILK	2300-512903	1	99339003	Teacher-Adult Ed	S002 - ADULT EDUCATION	\$87,215
MARGARET	CHASE	2300-512903	1	99339003	Teacher-Adult Ed	S002 - ADULT EDUCATION	\$85,247
			5				\$383,328
AMANDA	PEARSON	0000-511000	1	15400008	ESOL REGISTRAR	S002 - ADULT EDUCATION	\$46,939
ADRIANA	GIRALDO	0000-511000	1	15400008	STUDENT FACILIATOR	S002 - ADULT EDUCATION	\$46,939
DENISE	BEAL	0000-511000	1	15400008	TESTIN FACILIATOR/ADA LIAISON	S002 - ADULT EDUCATION	\$49,141
			3				\$143,020

Lowell Public Schools
FY 2018-19 Staff Salary

Staff Positions
Listed by Position

First Name	Last Name	Account No.	FTE	Org No.	Position	School Location	Salary Budget
KATHY	DOWNEY	2500-512103	1	99036003	MEDIA SPECIALIST	S020 - LHS C	\$89,558
			1				\$89,558

Lowell Public Schools
FY 2018-19 Staff Salary

Staff Positions
Listed by Position

First Name	Last Name	Account No.	FTE	Org No.	Position	School Location	Salary Budget
SANDRA	BACHTA	2500-512904	1	98936003	LIBRARY AIDE	T042 - WANG	\$29,402
MARY	BLACK	2500-512904	1	98336003	LIBRARY AIDE	T005 - BARTLETT	\$30,267
MARIE	BROWN	2500-512904	1	98036003	LIBRARY AIDE	T031 - MURKLAND	\$30,267
CANDACE	COOK	2500-512904	1	99036006	LIBRARY AIDE	T020 - LHS C	\$30,266
PATRICIA	CRABTREE	2500-512904	1	91836003	LIBRARY AIDE	T014 - JOSEPH G. PYNE	\$21,668
JACQUELINE	DUBUQUE	2500-512904	1	95536003	LIBRARY AIDE	T043 - WASHINGTON	\$33,596
JOANNE	DUGAS	2500-512904	1	90236003	LIBRARY AIDE	T004 - BAILEY	\$32,658
DEBORAH	GALLO	2500-512904	1	99036006	LIBRARY AIDE	T020 - LHS C	\$33,596
MICHELLE	GODFROY	2500-512904	1	95036003	LIBRARY AIDE	T037 - SHAUGHNESSY	\$29,402
HONG	MAN	2500-512904	1	96036004	LIBRARY AIDE	T047 - STOKLOSA	\$22,289
LO	MCCULLOUGH	2500-512904	1	93036003	LIBRARY AIDE	T030 - MOREY	\$30,023
NANCY	NORTON	2500-512904	1	97536003	LIBRARY AIDE	T026 - MCAULIFFE	\$33,280
GRACE	OM	2500-512904	1	91236003	LIBRARY AIDE	T027 - MCAVINNUE	\$32,035
LESLIE	OXTON	2500-512904	1	93636003	LIBRARY AIDE	T032 - PAWTUCKETVILLE	\$32,035
IRIS	SHEA	2500-512904	1	92036003	LIBRARY AIDE	T025 - LINCOLN	\$34,941
CECILE	TAYLOR	2500-512904	1	98636003	LIBRARY AIDE	T035 - ROBINSON	\$29,401
STEPHANIE	VOUTSELAS	2500-512904	1	98836003	LIBRARY AIDE	T038 - SULLIVAN JR HIGH	\$32,658
ERICA	ZAIM	2500-512904	1	98536003	LIBRARY AIDE	T011 - DALEY JR HIGH	\$23,258
VACANT	VACANT	2300-512958	-18	98536003	LIBRARY AIDE	DISTRICTWIDE	-\$541,040
			0				\$0

Lowell Public Schools
FY 2018-19 Staff Salary

Staff Positions
Listed by Position

First Name	Last Name	Account No.	FTE	Org No.	Position	School Location	Salary Budget
JOHN	PINARD	9701-511000	1	01237951	ED TV PROGRAM COORDINATOR	S022 - LHS D	\$105,950
DEBORAH	FREELEY	2600-512903	1	99032003	Teacher-TV Studio	S022 - LHS D	\$75,461
BRYAN	WILKINS	9701-511000	1	01237951	DIGITAL MEDIA PRODUCER	T024 - LHS MAIN OFFICE	\$58,419
THOMAS	BROWN	9701-51100	1	1237951	TV MEDIA ASSOCIATE PRODUCER	T024 - LHS MAIN OFFICE	\$53,045
			4				\$292,875

Lowell Public Schools
FY 2018-19 Staff Salary

Staff Positions
Listed by Position

First Name	Last Name	Account No.	FTE	Org No.	Position	School Location	Salary Budget
GUISEP PINA	MAGGIO	0000-511200	1	16790008	Teacher-Professional Development	T001 - ADMIN	\$90,339

Lowell Public Schools
FY 2018-19 Staff Salary

Staff Positions
Listed by Position

First Name	Last Name	Account No.	FTE	Org No.	Position	School Location	Salary Budget
LYN	BLOUIN	2700-512105	1	99035003	GUIDANCE	S024 - LHS MAIN OFFICE	\$87,572
SHELBY	BOISVERT	2700-512105	1	99035003	GUIDANCE	S018 - LHS A	\$84,981
HEATHER	BRUNNER	2700-512105	1	99035003	GUIDANCE	S023 - LHS E	\$90,619
KAYRN	CASSIDY	2700-512105	1	99035003	GUIDANCE	S019 - LHS B	\$90,619
MELANIE	CROCKER	2700-512105	1	98335003	GUIDANCE	S005 - BARTLETT	\$87,309
YVETTE	CROWELL	2700-512105	1	99035003	GUIDANCE	S023 - LHS E	\$87,309
DARLENE	DANDURANT	2700-512105	1	98835003	GUIDANCE	S038 - SULLIVAN JR HIGH	\$94,103
KALEY	DEE	2700-512105	1	98435003	GUIDANCE	S007 - BUTLER	\$84,981
RHONDA	DEVOST	2700-512105	1	99035003	GUIDANCE	S020 - LHS C	\$90,619
YLIANA	FIGUEROA	2700-512105	1	99035003	GUIDANCE	S019 - LHS B	\$93,363
KATHRYN	GRIFFIN	2700-512105	1	99035003	GUIDANCE	S018 - LHS A	\$98,973
PATRICIA	HINES	2700-512105	1	98635003	GUIDANCE	S035 - ROBINSON	\$88,884
ANGELA	LAWLER BRENNAN	2700-512105	1	99035003	GUIDANCE	S024 - LHS MAIN OFFICE	\$90,619
SITHRA	LEPOER	2700-512105	1	98535003	GUIDANCE	S011 - DALEY JR HIGH	\$92,212
ROSE	MENDONCA	2700-512105	1	99035003	GUIDANCE	S018 - LHS A	\$94,104
KATHRYN	PELTON	2700-512105	1	91835003	GUIDANCE	S014 - JOSEPH G. PYNE	\$84,220
CRYSTAL	QUINTON	2700-512105	1	99035003	GUIDANCE	S022 - LHS D	\$84,980
AARON	RIBAUDO-SMITH	2700-512105	1	99035003	GUIDANCE	S019 - LHS B	\$84,219
LYNDSAY	ROY	2700-512105	1	98935003	GUIDANCE	S042 - WANG	\$84,219
VANNORATH	SARIN	2700-512105	1	99035003	GUIDANCE	S019 - LHS B	\$90,773
GINA	TROMBLY	2700-512105	1	98735003	GUIDANCE	S036 - ROGERS	\$84,219
SENG	TY	2700-512105	1	96035003	GUIDANCE	S047 - STOKLOSA	\$88,860
CHANRITHY	UONG	2700-512105	1	99035003	GUIDANCE	S020 - LHS C	\$92,212
VACANT	VACANT	2700-512105	-1	99035003	GUIDANCE	S020 - LHS C	-\$85,000
			22				\$1,964,971

Lowell Public Schools
FY 2018-19 Staff Salary

Staff Positions
Listed by Position

First Name	Last Name	Account No.	FTE	Org No.	Position	School Location	Salary Budget
VACANT	VACANT	2800-512135	1	99228103	CASE WORKER	T050 - BRIDGE	\$55,774

Lowell Public Schools
FY 2018-19 Staff Salary

Staff Positions
Listed by Position

First Name	Last Name	Account No.	FTE	Org No.	Position	School Location	Salary Budget
ROBERTA	DOWLING	2700-512902	1	99035006	SCHEDULER CLERK LHS	T024 - LHS MAIN OFFICE	\$44,194
MICHELLE	DURAND	2700-512902	1	99035006	SCHEDULER CLERK LHS	T024 - LHS MAIN OFFICE	\$44,656
MARY	GEOFFROY	2700-512902	1	99035006	SCHEDULER CLERK LHS	T024 - LHS MAIN OFFICE	\$44,194
BRENDA	MCCABE	2700-512902	1	99035006	SCHEDULER CLERK LHS	T024 - LHS MAIN OFFICE	\$43,731
LISA	MCHUGH	2700-512902	1	99035006	SCHEDULER CLERK LHS	T024 - LHS MAIN OFFICE	\$44,194
VACANT	VACANT	2700-512902	-2	99035006	SCHEDULER CLERK LHS	T024 - LHS MAIN OFFICE	-\$88,000
			3				\$132,969

Lowell Public Schools
FY 2018-19 Staff Salary

Staff Positions
Listed by Position

First Name	Last Name	Account No.	FTE	Org No.	Position	School Location	Salary Budget
JENNIFER	BELAND	2300-512141	1	16040040	SOCIAL WORKER	S001 - ADMIN	\$87,597
LORI	CASEY	2800-512135	1	99310451	SOCIAL WORKER	S001 - ADMIN	\$87,597
DARCIE	COLEMAN	2300-511000	1	15700005	SOCIAL WORKER	S001 - ADMIN	\$87,597
HEATHER	DORMER	2800-512135	1	99310451	SOCIAL WORKER	S001 - ADMIN	\$87,597
OLGA	GUERRERO	2300-512141	1	16720005	SOCIAL WORKER	S001 - ADMIN	\$87,597
JENNIFER	HECKER	2800-512135	1	99310451	SOCIAL WORKER	S001 - ADMIN	\$87,597
CAROLYN	KAULBACH	2800-512135	1	99310451	SOCIAL WORKER	S001 - ADMIN	\$87,597
LYNDSEY	KILLILEA	2800-512135	1	99310451	SOCIAL WORKER	S001 - ADMIN	\$87,597
INGRID	MARKMAN	2300-512141	1	16040040	SOCIAL WORKER	S001 - ADMIN	\$93,363
JENNIFER	UNDERWOOD	2800-512135	1	99310451	SOCIAL WORKER	S001 - ADMIN	\$87,597
VACANT	VACANT	2300-512141	1	16720005	SOCIAL WORKER	S001 - ADMIN	\$89,900
VACANT	VACANT	2800-512141	-1	16720005	SOCIAL WORKER	S001 - ADMIN	-\$84,000
AMANDA	DELWORTH	2300-512141	1	16040040	SOCIAL WORKER	S004 - BAILEY	\$89,900
KATHRYN	MCGANN	2300-512141	1	16040040	SOCIAL WORKER	S005 - BARTLETT	\$87,597
KADEEN	HEALY	2300-512141	1	16040040	SOCIAL WORKER	S007 - BUTLER	\$91,057
SANDRA	OBRIEN	2300-512141	1	16040040	SOCIAL WORKER	S011 - DALEY JR HIGH	\$92,212
KRISTIN	KIRBY	2300-512141	1	16040040	SOCIAL WORKER	S013 - GREENHALGE	\$92,212
VACANT	VACANT	2300-512141	1	16040040	SOCIAL WORKER	S014 - JOSEPH G. PYNE	\$90,645
SARA	SILVA	2300-512141	1	16110020	SOCIAL WORKER	S015 - LAURA LEE	\$91,057
LEAH	BAILEY	2300-512141	1	16110020	SOCIAL WORKER	S016 - LEBLANC	\$87,597
GINA	MARTEL	2800-512135	1	99028104	SOCIAL WORKER	S018 - LHS A	\$87,597
CARLA	CORREA-BERG	2800-512135	1	99028104	SOCIAL WORKER	S020 - LHS C	\$92,212
AMANDA	HOSMER	2300-512141	1	16040040	SOCIAL WORKER	S022 - LHS D	\$91,057
AMY	ELLENTUCK	2800-512135	1	99028104	SOCIAL WORKER	S023 - LHS E	\$93,389
ANGELA	HONDROS-MCCARTH	2300-512141	1	16110020	SOCIAL WORKER	S023 - LHS E	\$93,389
DANIELA	RICCIARDI	2800-512135	1	99028104	SOCIAL WORKER	S023 - LHS E	\$87,597
KRISTEN	MOULTON	2300-512141	1	16040040	SOCIAL WORKER	S026 - MCAULIFFE	\$91,057
ARLENE	DELALUZ	2300-512141	1	16040040	SOCIAL WORKER	S027 - MCAVINNUE	\$95,286
TARA	GABRIEL	2300-512141	1	16040040	SOCIAL WORKER	S030 - MOREY	\$94,130
LAURA	BATEMAN	2300-512141	1	16110020	SOCIAL WORKER	S031 - MURKLAND	\$87,597

Lowell Public Schools
FY 2018-19 Staff Salary

Staff Positions
Listed by Position

First Name	Last Name	Account No.	FTE	Org No.	Position	School Location	Salary Budget
VACANT	VACANT	2300-512141	1	16040040	SOCIAL WORKER	S031 - MURKLAND	\$93,390
MELANIE	MANGION	2300-512141	1	16040040	SOCIAL WORKER	S032 - PAWTUCKETVILLE	\$87,597
DOROTHY	LOUISE	2300-512141	1	16040040	SOCIAL WORKER	S033 - REILLY	\$94,541
DEBORAH	COSTELLO	2300-512141	1	16110020	SOCIAL WORKER	S035 - ROBINSON	\$87,597
CATHLYN	HILL	2300-512141	1	16040040	SOCIAL WORKER	S035 - ROBINSON	\$92,237
AMY	VENTRE	2300-512141	1	16040040	SOCIAL WORKER	S036 - ROGERS	\$87,597
RENEE	ESPINOLA	2300-512141	1	16040040	SOCIAL WORKER	S037 - SHAUGHNESSY	\$87,597
ROBERT	THOMPSON	2300-512141	1	16040040	SOCIAL WORKER	S038 - SULLIVAN JR HIGH	\$92,237
CYNTHIA	ROBTOY	2300-512141	1	16040040	SOCIAL WORKER	S047 - STOKLOSA	\$94,541
JOAN	FARADY-DRISCOLL	2800-512135	1	90128103	SOCIAL WORKER	S100 - DISTRICTWIDE	\$91,057
SHANNON	FERRELLI	2300-512141	1	16040040	SOCIAL WORKER	T042 - WANG	\$87,597
LEE	WELCH	2300-512141	1	16110020	SOCIAL WORKER	T042 - WANG	\$84,244
			40				\$3,603,458

Lowell Public Schools
FY 2018-19 Staff Salary

Staff Positions
Listed by Position

First Name	Last Name	Account No.	FTE	Org No.	Position	School Location	Salary Budget
MARTINA	SCHUELER	2800-512104	1	99335551	PSYCHOLOGIST	S001 - ADMIN	\$99,101
KELSEY	DILL	2800-512104	1	99335551	PSYCHOLOGIST	S001 - ADMIN	\$95,617
MARIA	MURILLO	2800-512104	1	99335551	PSYCHOLOGIST	S001 - ADMIN	\$100,257
LORI	DUNKERLEY	2800-512104	1	99335551	PSYCHOLOGIST	S001 - ADMIN	\$99,101
CYNTHIA	ESTREMER	2800-512104	1	99335551	PSYCHOLOGIST	S001 - ADMIN	\$95,617
SHEELA	PYLES	2800-512104	1	99335551	PSYCHOLOGIST	S004 - BAILEY	\$97,945
EFTHYMIA	KYRIAZIDIS	2800-512104	1	99335551	PSYCHOLOGIST	S005 - BARTLETT	\$95,617
PHAKDEY	YOUS	2800-512104	1	99335551	PSYCHOLOGIST	S007 - BUTLER	\$95,617
PAMELA	DALEY	2800-512104	1	99335551	PSYCHOLOGIST	S011 - DALEY JR HIGH	\$97,945
TARA	FORREST	2800-512104	1	99335551	PSYCHOLOGIST	S019 - LHS B	\$97,945
MARY ANNE	OBRIEN	2800-512104	1	99335551	PSYCHOLOGIST	S019 - LHS B	\$103,971
CAITLIN	CULHANE	2800-512104	1	99335551	PSYCHOLOGIST	S035 - ROBINSON	\$95,617
SARA	CAPPELLO	2800-512104	1	99335551	PSYCHOLOGIST	S047 - STOKLOSA	\$95,617
			13				\$1,269,967

Lowell Public Schools
FY 2018-19 Staff Salary

Staff Positions
Listed by Position

First Name	Last Name	Account No.	FTE	Org No.	Position	School Location	Salary Budget
REBECCA	DUDA	3100-512142	1	99339004	FAMILY RESOURCE COORDINATOR	T001 - ADMIN	\$108,834
			1				\$108,834

Lowell Public Schools
FY 2018-19 Staff Salary

Staff Positions
Listed by Position

First Name	Last Name	Account No.	FTE	Org No.	Position	School Location	Salary Budget
NANCY	CRONES	3100-512112	1	99339004	DISTRICT SUPPORT	T001 - ADMIN	\$94,604
MARY	KILFOYLE	2300-512141	1	16110020	PROJECT COORDINATOR	S001 - ADMIN	\$87,842
PATRICIA	MYERS	2300-512903	1	93012903	DISTRICT SUPPORT	S001 - ADMIN	\$95,182
MARY	PAYNE	3100-512112	1	99339004	DISTRICT SUPPORT	T001 - ADMIN	\$98,067
ROSA	SEGARRA-MORALES	3100-512112	1	99339004	DISTRICT SUPPORT	T001 - ADMIN	\$84,233
			5				\$459,927

Lowell Public Schools
FY 2018-19 Staff Salary

Staff Positions
Listed by Position

First Name	Last Name	Account No.	FTE	Org No.	Position	School Location	Salary Budget
SUSAN	LACROIX	3100-512112	1	99339004	ECH SPECIALIST	T001 - ADMIN	\$56,187
LISA	VAN THIEL	2350-511000	1	16700010	EARLY CHILDHOOD COORDINATOR	S001 - ADMIN	\$107,817
ELIZABETH	WILSON	2350-511000	1	16700010	ECH CLASSROOM DEVELOPER	T001 - ADMIN	\$85,321
			3				\$249,325

Lowell Public Schools
FY 2018-19 Staff Salary

Staff Positions
Listed by Position

First Name	Last Name	Account No.	FTE	Org No.	Position	School Location	Salary Budget
HEATHER	GANLEY	3100-512116	1	99341403	ATTENDANCE SUPERVISOR	T001 - ADMIN	\$73,197
			1				\$73,197

Lowell Public Schools
FY 2018-19 Staff Salary

Staff Positions
Listed by Position

First Name	Last Name	Account No.	FTE	Org No.	Position	School Location	Salary Budget
STEPHANIE	DAY	3100-512910	1	99341403	ATTENDANCE MONITOR	T001 - ADMIN	\$34,284
			1				\$34,284

Lowell Public Schools
FY 2018-19 Staff Salary

Staff Positions
Listed by Position

First Name	Last Name	Account No.	FTE	Org No.	Position	School Location	Salary Budget
DAVID	LEZENSKI	3500-512115	.5	99031003	ATHLETIC DIRECTOR	S024 - LHS MAIN OFFICE	\$58,835
THOMAS	THORNTON	3520-512122	1	99030502	Coord.-Student Activities	S024 - LHS MAIN OFFICE	\$79,838

Lowell Public Schools
FY 2018-19 Staff Salary

Staff Positions
Listed by Position

First Name	Last Name	Account No.	FTE	Org No.	Position	School Location	Salary Budget
RICHARD	UNDERWOOD	4000-512906	1	99347103	FACILITY DIRECTOR	T001 - ADMIN	\$85,000
			1				\$85,000

Lowell Public Schools
FY 2018-19 Staff Salary

Staff Positions
Listed by Position

First Name	Last Name	Account No.	FTE	Org No.	Position	School Location	Salary Budget
CARL	PHILLIPS	4000-512960	1	99347103	JUNIOR CUSTODIAN	T002 - ADULT EDUCATION	\$46,493
DONALD	BLANCHETTE	4110-512960	1	90247103	JUNIOR CUSTODIAN	T004 - BAILEY	\$47,013
JAMES	FORTNER	4110-512960	1	90247103	JUNIOR CUSTODIAN	T004 - BAILEY	\$47,567
THOMAS	SCANLON	4110-512960	1	90247103	SENIOR CUSTODIAN	T004 - BAILEY	\$52,933
SOKVAN	PHOL	4110-512960	1	98347103	JUNIOR CUSTODIAN	T005 - BARTLETT	\$45,671
RICHARD	SURETTE	4110-512960	1	98347103	SENIOR CUSTODIAN	T005 - BARTLETT	\$51,823
THOMAS	UNDERWOOD	4110-512960	1	98347103	JUNIOR CUSTODIAN	T005 - BARTLETT	\$43,601
DEMETRIUS	WILLIAMS	4110-512960	1	98347103	JUNIOR CUSTODIAN	T005 - BARTLETT	\$45,794
JONATHAN	LAWRENSON	4110-512960	1	98447103	JUNIOR CUSTODIAN	T007 - BUTLER	\$47,013
RICHARD	RILEY	4110-512960	1	98447103	SENIOR CUSTODIAN	T007 - BUTLER	\$52,933
ROGER	SNOW	4110-512960	1	98447103	JUNIOR CUSTODIAN	T007 - BUTLER	\$47,567
ALEJANDRO	TORRES GONZALEZ	4110-512960	1	98747103	JUNIOR CUSTODIAN	T007 - BUTLER	\$43,601
DAVID	LETOURNEAU	4110-512960	1	90147103	JUNIOR CUSTODIAN	T009 - CARDINAL	\$46,493
JUSTIN	BASTIEN	4110-512960	1	98547103	JUNIOR CUSTODIAN	T011 - DALEY JR HIGH	\$44,818
NORMAND	GEOFFROY	4110-512960	1	98547103	SENIOR CUSTODIAN	T011 - DALEY JR HIGH	\$51,823
GLEN	MACFARLANE	4110-512960	1	98547103	JUNIOR CUSTODIAN	T011 - DALEY JR HIGH	\$43,601
DEREK	QUINTAL	4110-512960	1	98547103	JUNIOR CUSTODIAN	T011 - DALEY JR HIGH	\$44,818
DAVID	RODRIGUES	4110-512960	1	91547103	SENIOR CUSTODIAN	T013 - GREENHALGE	\$52,933
ANNE	RUDY	4110-512960	1	91547103	JUNIOR CUSTODIAN	T013 - GREENHALGE	\$46,041
MARITZA	TAPIA	4110-512960	1	91547103	JUNIOR CUSTODIAN	T013 - GREENHALGE	\$45,794
ROBERT	GRIFFIN	4110-512960	1	91847103	JUNIOR CUSTODIAN	T014 - JOSEPH G. PYNE	\$45,794
CARMEN	NAPPA	4110-512960	1	91847103	SENIOR CUSTODIAN	T014 - JOSEPH G. PYNE	\$52,933
ZACHARY	NORDSTROM	4110-512960	1	91847103	JUNIOR CUSTODIAN	T014 - JOSEPH G. PYNE	\$43,601
KENNETH	TROTT	4110-512960	1	91847103	JUNIOR CUSTODIAN	T014 - JOSEPH G. PYNE	\$44,698
DANIEL	SILVA	4110-512960	1	93547103	JUNIOR CUSTODIAN	T016 - LEBLANC	\$45,939
CHAD	CROWTHER	4000-512960	1	99047103	JUNIOR CUSTODIAN	T024 - LHS MAIN OFFICE	\$47,013
RICHARD	DAIGNEAULT	4000-512960	1	99047103	JUNIOR CUSTODIAN	T024 - LHS MAIN OFFICE	\$47,567
JOHN	DIAMANTOPOULOS	4000-512960	1	99047103	JUNIOR CUSTODIAN	T024 - LHS MAIN OFFICE	\$46,041
JAMES	FEEHAN	4000-512960	1	99047103	JUNIOR CUSTODIAN	T024 - LHS MAIN OFFICE	\$45,794
ANTHONY	GOMES	4000-512960	1	99047103	JUNIOR CUSTODIAN	T024 - LHS MAIN OFFICE	\$47,013

Lowell Public Schools
FY 2018-19 Staff Salary

Staff Positions
Listed by Position

First Name	Last Name	Account No.	FTE	Org No.	Position	School Location	Salary Budget
ROBERT	HAND	4000-512960	1	99047103	JUNIOR CUSTODIAN	T024 - LHS MAIN OFFICE	\$47,383
PATRICK	HARRIGAN	4000-512960	1	99047103	LHS SENIOR CUSTODIAN	T024 - LHS MAIN OFFICE	\$61,499
VACANT	VACANT	4000-512960	1	99047103	JUNIOR CUSTODIAN	T024 - LHS MAIN OFFICE	\$47,013
THOMAS	JENSEN	4000-512960	1	99047103	JUNIOR CUSTODIAN	T024 - LHS MAIN OFFICE	\$43,601
RICHARD	KILUK	4000-512960	1	99047103	JUNIOR CUSTODIAN	T024 - LHS MAIN OFFICE	\$44,329
ROBERT	MCHUGH	4000-512960	1	99047103	JUNIOR CUSTODIAN	T024 - LHS MAIN OFFICE	\$44,883
ROBERT	OCIEPKA	4000-512960	1	99047103	JUNIOR CUSTODIAN	T024 - LHS MAIN OFFICE	\$47,383
FRANCIS	OHARA	4000-512960	1	99047103	JUNIOR CUSTODIAN	T024 - LHS MAIN OFFICE	\$47,567
CRYSTAL	PRIMEAU	4000-512960	1	99047103	JUNIOR CUSTODIAN	T024 - LHS MAIN OFFICE	\$45,834
ALAN	SAYER	4000-512960	1	99047103	LHS SENIOR CUSTODIAN	T024 - LHS MAIN OFFICE	\$61,499
RONALD	SMITH	4000-512960	1	99047103	JUNIOR CUSTODIAN	T024 - LHS MAIN OFFICE	\$47,567
QUENTIN	SPINNEY	4000-512960	1	99047103	JUNIOR CUSTODIAN	T024 - LHS MAIN OFFICE	\$47,013
VACANT	VACANT	2300-512958	1	98910606	CUSTODIAN	T024 - LHS MAIN OFFICE	\$45,438
SCOTT	WALSH	4000-512960	1	99047103	LHS JUNIOR CUSTODIAN + SHIFT	T024 - LHS MAIN OFFICE	\$47,646
SHAWN	BEJANIANCE	4110-512960	1	92047103	JUNIOR CUSTODIAN	T025 - LINCOLN	\$47,013
JOSEPH	GAGNON	4110-512960	1	92047103	SENIOR CUSTODIAN	T025 - LINCOLN	\$52,151
DOLORES	LANOUE	4110-512960	1	92047103	JUNIOR CUSTODIAN	T025 - LINCOLN	\$46,225
PATTI	CLOUGH	4110-512960	1	95547103	JUNIOR CUSTODIAN	T026 - MCAULIFFE	\$45,671
MARK	GIURLEO	4110-512960	1	97547103	SENIOR CUSTODIAN	T026 - MCAULIFFE	\$52,563
JONATHAN	PSALEDAKIS	4110-512960	1	97547103	JUNIOR CUSTODIAN	T026 - MCAULIFFE	\$47,013
RONALD	LANOUE	4110-512960	1	91247103	JUNIOR CUSTODIAN	T027 - MCAVINNUE	\$48,122
AGOSTINHO	SILVA	4110-512960	1	91247103	JUNIOR CUSTODIAN	T027 - MCAVINNUE	\$47,567
MANUEL	SILVA	4110-512960	1	91247103	SENIOR CUSTODIAN	T027 - MCAVINNUE	\$52,933
MARK	WHITE	4110-512960	1	92547103	JUNIOR CUSTODIAN	T028 - MOLLOY	\$47,177
ERIC	GORDON	4110-512960	1	92747103	SENIOR CUSTODIAN	T029 - MOODY ELEMENTARY	\$52,933
EDWARD	MCCABE	4110-512960	1	92747103	JUNIOR CUSTODIAN	T029 - MOODY ELEMENTARY	\$44,883
JEFFREY	BILBY	4110-512960	1	93047103	SENIOR CUSTODIAN	T030 - MOREY	\$52,933
MICHAEL	CAPPOTTO	4110-512960	1	93047103	JUNIOR CUSTODIAN	T030 - MOREY	\$47,383
CHRISTOPHER	MAUTI	4110-512960	1	93047103	JUNIOR CUSTODIAN	T030 - MOREY	\$47,013
SEAN	CARNEY	4110-512960	1	98047103	JUNIOR CUSTODIAN	T031 - MURKLAND	\$45,794

Lowell Public Schools
FY 2018-19 Staff Salary

Staff Positions
Listed by Position

First Name	Last Name	Account No.	FTE	Org No.	Position	School Location	Salary Budget
MICHAEL	CASEY	4110-512960	1	98047103	SENIOR CUSTODIAN	T031 - MURKLAND	\$52,151
KIMBERLY	MITCHELL	4110-512960	1	98047103	JUNIOR CUSTODIAN	T031 - MURKLAND	\$42,258
WALTER	BINDAS	4110-512960	1	93647103	JUNIOR CUSTODIAN	T032 - PAWTUCKETVILLE	\$47,177
JOHN	CLARK	4110-512960	1	93647103	SENIOR CUSTODIAN	T032 - PAWTUCKETVILLE	\$52,933
DANIEL	ROGERS	4110-512960	1	93647103	JUNIOR CUSTODIAN	T032 - PAWTUCKETVILLE	\$43,601
KATHERINE	FLEMING	4110-512960	1	94047103	JUNIOR CUSTODIAN	T033 - REILLY	\$46,041
RICHARD	SARMENTO	4110-512960	1	94047103	SENIOR CUSTODIAN	T033 - REILLY	\$52,933
JASON	TOBIN	4110-512960	1	94047103	JUNIOR CUSTODIAN	T033 - REILLY	\$43,601
MICHAEL	KEENAN	4110-512960	1	99247103	JUNIOR CUSTODIAN	T034 - RIVERSIDE	\$45,939
RICHARD	BOUMEL	4110-512960	1	98647103	JUNIOR CUSTODIAN	T035 - ROBINSON	\$44,818
DANIEL	GALLAGHER	4110-512960	1	98647103	JUNIOR CUSTODIAN	T035 - ROBINSON	\$44,452
MICHAEL	LAKE	4110-512960	1	98647103	SENIOR CUSTODIAN	T035 - ROBINSON	\$52,933
JEFFREY	SOUTHWORTH	4110-512960	1	98647103	JUNIOR CUSTODIAN	T035 - ROBINSON	\$43,601
GERALD	STUART	4110-512960	1	98747103	JUNIOR CUSTODIAN	T036 - ROGERS	\$47,567
RENE	SUMAILI	4110-512960	1	98447103	JUNIOR CUSTODIAN	T036 - ROGERS	\$43,601
JOHN	WOLFGANG	4110-512960	1	98747103	SENIOR CUSTODIAN	T036 - ROGERS	\$52,933
ISAIAS	RODRIGUEZ	4110-512960	1	9874103	JUNIOR CUSTODIAN	T036 - ROGERS	\$43,601
JAMES	PARENT	4110-512960	1	95047103	SENIOR CUSTODIAN	T037 - SHAUGHNESSY	\$52,563
MARK	PEABODY	4110-512960	1	95047103	JUNIOR CUSTODIAN	T037 - SHAUGHNESSY	\$47,567
GARRETT	SINGER	4110-512960	1	95047103	JUNIOR CUSTODIAN	T037 - SHAUGHNESSY	\$47,013
EUGENE	CASEY	4110-512960	1	98847103	JUNIOR CUSTODIAN	T038 - SULLIVAN JR HIGH	\$47,177
RAMON	GONZALEZ	4110-512960	1	98847103	JUNIOR CUSTODIAN	T038 - SULLIVAN JR HIGH	\$47,013
KELLY	KING	4110-512960	1	98847103	JUNIOR CUSTODIAN	T038 - SULLIVAN JR HIGH	\$44,698
RAYMOND	LAFORTUNE	4110-512960	1	98847103	SENIOR CUSTODIAN	T038 - SULLIVAN JR HIGH	\$51,823
FREDDY	ESTEVEZ	4110-512960	1	98947103	JUNIOR CUSTODIAN	T042 - WANG	\$43,601
DENNIS	FERREIRA	4110-512960	1	98947103	SENIOR CUSTODIAN	T042 - WANG	\$52,933
MICHAEL	SHEEHAN	4110-512960	1	98947103	JUNIOR CUSTODIAN	T042 - WANG	\$46,225
CHARLES	SINGER	4110-512960	1	98947103	JUNIOR CUSTODIAN	T042 - WANG	\$47,383
MICHAEL	RUNION	4110-512960	1	98747103	JUNIOR CUSTODIAN	T043 - WASHINGTON	\$43,601
FREDERICK	SPINDLER	4110-512960	1	95547103	SENIOR CUSTODIAN	T043 - WASHINGTON	\$52,563

Lowell Public Schools
FY 2018-19 Staff Salary


Staff Positions
Listed by Position

First Name	Last Name	Account No.	FTE	Org No.	Position	School Location	Salary Budget
DONNA MARIE	LEFEBVRE	4110-512960	1	96047103	JUNIOR CUSTODIAN	T047 - STOKLOSA	\$47,177
CHARLES	NORTON	4110-512960	1	96047103	JUNIOR CUSTODIAN	T047 - STOKLOSA	\$47,177
JAMES	SNOW	4110-512960	1	96047103	JUNIOR CUSTODIAN	T047 - STOKLOSA	\$44,698
JOSE	VIEIRA	4110-512960	1	96047103	SENIOR CUSTODIAN	T047 - STOKLOSA	\$52,933
			94				\$4,487,038

Lowell Public Schools
FY 2018-19 Staff Salary

Staff Positions
Listed by Position

First Name	Last Name	Account No.	FTE	Org No.	Position	School Location	Salary Budget
JAMES	MITCHELL	4000-512915	1	99041403	SECURITY GUARD	T024 - LHS MAIN OFFICE	\$42,134
KENNETH	ARMSTRONG	4000-512915	1	93541408	SECURITY GUARD	T016 - LEBLANC	\$43,109
SHAUN	CREMIN	4000-512915	1	99041403	SECURITY GUARD	T024 - LHS MAIN OFFICE	\$43,109
KIRK	CZELEWICZ	4000-512915	1	99041403	SECURITY GUARD	T024 - LHS MAIN OFFICE	\$45,438
MARY	DESMARAIS	4000-512915	1	99041403	SECURITY GUARD	T024 - LHS MAIN OFFICE	\$45,438
LEO	FALARDEAU	4000-512915	1	99041403	SECURITY GUARD	T024 - LHS MAIN OFFICE	\$45,438
VACANT	VACANT	4000-512915	1	99041403	SECURITY GUARD	T024 - LHS MAIN OFFICE	\$40,916
DANIELLE	LESSARD	4000-512915	1	99041403	SECURITY GUARD	T024 - LHS MAIN OFFICE	\$45,438
THOMAS	OBRIEN	4000-512915	1	99041403	SECURITY GUARD	T024 - LHS MAIN OFFICE	\$43,109
PARIS	MITCHELL	4000-512915	1	99041403	SECURITY GUARD	T028 - MOLLOY	\$42,134
			10				\$436,263



Bailey Elementary School

Kimberley J. Clements, Principal

175 Campbell Drive

Lowell, Massachusetts 01851

978-937-7644



English Language Arts

	E	M	PM	NM	Mean	SGP	%ile
All Students (school)	5	41	41	13	498.0	43.0	42
(district)	4	31	47	18	491.8	46.0	
(state)	7	42	41	10	499.1	50.0	
High Needs (school)	1	35	45	19	492.4	44.5	62
(district)	2	24	50	23	487.5	44.0	
(state)	2	25	52	20	488.5	46.0	

Mathematics

	E	M	PM	NM	Mean	SGP	%ile
All Students (school)	7	52	33	8	503.3	57.0	68
(district)	4	32	47	17	492.8	46.0	
(state)	8	40	41	12	498.8	50.0	
High Needs (school)	4	44	40	11	498.9	56.5	88
(district)	2	26	50	21	488.7	44.0	
(state)	2	25	51	22	488.1	45.0	

Enrollment (October 1, 2017)

	PK	K	1	2	3	4	5	6	7	8	9	10	11	12	SP	Total
School	26	91	94	93	97	87										488
District	556	1,138	1,194	1,169	1,287	1,241	1,198	1,206	1,034	1,110	856	811	816	788	32	14,436

Students (October 1, 2017)

	school	district
African American	4.3	7.9
Asian	34.8	28.9
Hispanic	21.1	31.9
White	33.8	27.4
Other	6.0	3.9


	school	district
First Language Not English	27.9	29.2
English Language Learner	23.2	24.2
Students With Disabilities	15.8	16.6
High Needs	61.1	71.3
Economically Disadvantaged	45.1	55.9

Indicators (2016-17)

	school	district
Attendance Rate	95.3	94.0
Average Number of Days Absent	8.1	10.0
Absent 10 or more days	34.4	36.8
Chronically Absent (10% or more)	8.0	16.0
Students with more than 9 Unexcused Absences	12.4	25.7
Retention Rate	0.8	1.5

Special Programs (2017-18)

CSA (PreK)
CSA (K-2)
CSA (3-4)



Rogers STEM Academy

Jason M. McCrevan, Principal
43 Highland Street
Lowell, Massachusetts 01852
978-674-2040



English Language Arts

	E	M	PM	NM	Mean	SGP	%ile
All Students (school)	3	27	53	18	488.9	25.0	14
(district)	4	31	47	18	491.8	46.0	
(state)	7	42	41	10	499.1	50.0	
High Needs (school)	2	20	58	20	485.8	25.0	21
(district)	2	24	50	23	487.5	44.0	
(state)	2	25	52	20	488.5	46.0	

Mathematics

	E	M	PM	NM	Mean	SGP	%ile
All Students (school)	5	26	48	21	488.3	22.0	14
(district)	4	32	47	17	492.8	46.0	
(state)	8	40	41	12	498.8	50.0	
High Needs (school)	3	23	50	24	484.9	21.0	23
(district)	2	26	50	21	488.7	44.0	
(state)	2	25	51	22	488.1	45.0	

Enrollment (October 1, 2017)

	PK	K	1	2	3	4	5	6	7	8	9	10	11	12	SP	Total
School	54	87	82	97	109	95	108	53								685
District	556	1,138	1,194	1,169	1,287	1,241	1,198	1,206	1,034	1,110	856	811	816	788	32	14,436

Students (October 1, 2017)

	school	district
African American	8.8	7.9
Asian	24.4	28.9
Hispanic	39.3	31.9
White	24.1	27.4
Other	3.4	3.9

	school	district
First Language Not English	38.0	29.2
English Language Learner	30.4	24.2
Students With Disabilities	14.5	16.6
High Needs	80.6	71.3
Economically Disadvantaged	65.4	55.9

Indicators (2016-17)

	school	district
Attendance Rate	94.6	94.0
Average Number of Days Absent	9.0	10.0
Absent 10 or more days	37.4	36.8
Chronically Absent (10% or more)	16.1	16.0
Students with more than 9 Unexcused Absences	30.6	25.7
Retention Rate	0.2	1.5

Special Programs (2017-18)

CSA (PreK) 2
CSA (K)
Newcomer (1-2)
Newcomer (3-4)


McAvinnue Elementary School

Michael Neal Ducharme, Principal

131 Mammoth Road

Lowell, Massachusetts 01854

978-937-2871



English Language Arts

	E	M	PM	NM	Mean	SGP	%ile
All Students (school)	2	25	50	24	485.8	26.0	8
(district)	4	31	47	18	491.8	46.0	
(state)	7	42	41	10	499.1	50.0	
High Needs (school)	2	17	51	31	481.1	23.0	7
(district)	2	24	50	23	487.5	44.0	
(state)	2	25	52	20	488.5	46.0	

Mathematics

	E	M	PM	NM	Mean	SGP	%ile
All Students (school)	4	30	45	21	488.7	25.0	15
(district)	4	32	47	17	492.8	46.0	
(state)	8	40	41	12	498.8	50.0	
High Needs (school)	2	25	46	27	484.7	25.0	22
(district)	2	26	50	21	488.7	44.0	
(state)	2	25	51	22	488.1	45.0	

Enrollment (October 1, 2017)

	PK	K	1	2	3	4	5	6	7	8	9	10	11	12	SP	Total
School	29	88	95	81	103	91										487
District	556	1,138	1,194	1,169	1,287	1,241	1,198	1,206	1,034	1,110	856	811	816	788	32	14,436

Students (October 1, 2017)

	school	district
African American	6.0	7.9
Asian	15.2	28.9
Hispanic	50.3	31.9
White	25.5	27.4
Other	3.0	3.9

	school	district
First Language Not English	36.6	29.2
English Language Learner	33.9	24.2
Students With Disabilities	14.2	16.6
High Needs	79.5	71.3
Economically Disadvantaged	63.0	55.9

Indicators (2016-17)

	school	district
Attendance Rate	94.7	94.0
Average Number of Days Absent	8.8	10.0
Absent 10 or more days	36.7	36.8
Chronically Absent (10% or more)	12.5	16.0
Students with more than 9 Unexcused Absences	23.2	25.7
Retention Rate	0.8	1.5

Special Programs (2017-18)

CSA (PreK)
 CSA (K-2)
 CSA (3-4)
 Newcomer (1-2)
 Newcomer (3-4)

Greenhalge Elementary School

James W. Neary, Principal
149 Ennell Street
Lowell, Massachusetts 01850
978-937-7670



English Language Arts

	E	M	PM	NM	Mean	SGP	%ile
All Students (school)	1	33	50	16	490.0	38.0	16
(district)	4	31	47	18	491.8	46.0	
(state)	7	42	41	10	499.1	50.0	
High Needs (school)	1	29	52	18	488.0	36.0	33
(district)	2	24	50	23	487.5	44.0	
(state)	2	25	52	20	488.5	46.0	

Mathematics

	E	M	PM	NM	Mean	SGP	%ile
All Students (school)	3	28	50	18	488.7	29.0	15
(district)	4	32	47	17	492.8	46.0	
(state)	8	40	41	12	498.8	50.0	
High Needs (school)	3	26	50	21	487.2	29.0	33
(district)	2	26	50	21	488.7	44.0	
(state)	2	25	51	22	488.1	45.0	

Enrollment (October 1, 2017)

	PK	K	1	2	3	4	5	6	7	8	9	10	11	12	SP	Total
School	61	83	85	92	92	89										502
District	556	1,138	1,194	1,169	1,287	1,241	1,198	1,206	1,034	1,110	856	811	816	788	32	14,436

Students (October 1, 2017)

	school	district
African American	10.4	7.9
Asian	13.3	28.9
Hispanic	42.6	31.9
White	29.1	27.4
Other	4.6	3.9


	school	district
First Language Not English	34.9	29.2
English Language Learner	30.9	24.2
Students With Disabilities	16.7	16.6
High Needs	86.9	71.3
Economically Disadvantaged	75.1	55.9

Indicators (2016-17)

	school	district
Attendance Rate	93.1	94.0
Average Number of Days Absent	11.3	10.0
Absent 10 or more days	47.2	36.8
Chronically Absent (10% or more)	24.9	16.0
Students with more than 9 Unexcused Absences	36.4	25.7
Retention Rate	2.0	1.5

Special Programs (2017-18)

CSA (Pre-K) 3
Newcomer (1-4)



Pyne Arts Magnet School

Wendy L. Crocker-Roberge, Principal

145 Boylston Street
Lowell, Massachusetts 01852
978-937-7639



English Language Arts

	E	M	PM	NM	Mean	SGP	%ile
All Students (school)	8	44	37	11	501.9	59.5	61
(district)	4	31	47	18	491.8	46.0	
(state)	7	42	41	10	499.1	50.0	
High Needs (school)	4	40	40	16	497.8	57.5	87
(district)	2	24	50	23	487.5	44.0	
(state)	2	25	52	20	488.5	46.0	

Mathematics

	E	M	PM	NM	Mean	SGP	%ile
All Students (school)	6	39	44	10	500.5	50.5	55
(district)	4	32	47	17	492.8	46.0	
(state)	8	40	41	12	498.8	50.0	
High Needs (school)	4	33	48	15	497.1	53.0	83
(district)	2	26	50	21	488.7	44.0	
(state)	2	25	51	22	488.1	45.0	

Enrollment (October 1, 2017)

	PK	K	1	2	3	4	5	6	7	8	9	10	11	12	SP	Total
School	28	48	48	48	50	51	50	61	56	50						490
District	556	1,138	1,194	1,169	1,287	1,241	1,198	1,206	1,034	1,110	856	811	816	788	32	14,436

Students (October 1, 2017)

	school	district
African American	4.5	7.9
Asian	12.9	28.9
Hispanic	36.3	31.9
White	41.8	27.4
Other	4.5	3.9

	school	district
First Language Not English	20.2	29.2
English Language Learner	18.4	24.2
Students With Disabilities	20.2	16.6
High Needs	66.5	71.3
Economically Disadvantaged	49.2	55.9

Indicators (2016-17)

	school	district
Attendance Rate	95.5	94.0
Average Number of Days Absent	7.8	10.0
Absent 10 or more days	30.5	36.8
Chronically Absent (10% or more)	7.2	16.0
Students with more than 9 Unexcused Absences	18.6	25.7
Retention Rate	0.2	1.5

Special Programs (2017-18)

CSA (PreK)
CSA (K-1)
CSA (2-4)
CSA (5-8)

Lincoln Elementary School

Ruben D. Carmona, Principal
300 Chelmsford Street
Lowell, Massachusetts 01851
978-937-2846



English Language Arts

	E	M	PM	NM	Mean	SGP	%ile
All Students (school)	2	27	57	15	490.0	55.0	16
(district)	4	31	47	18	491.8	46.0	
(state)	7	42	41	10	499.1	50.0	
High Needs (school)	3	23	58	16	488.6	47.0	37
(district)	2	24	50	23	487.5	44.0	
(state)	2	25	52	20	488.5	46.0	

Mathematics

	E	M	PM	NM	Mean	SGP	%ile
All Students (school)	3	37	50	11	494.4	65.0	31
(district)	4	32	47	17	492.8	46.0	
(state)	8	40	41	12	498.8	50.0	
High Needs (school)	2	32	54	12	492.1	63.0	62
(district)	2	26	50	21	488.7	44.0	
(state)	2	25	51	22	488.1	45.0	

Enrollment (October 1, 2017)

	PK	K	1	2	3	4	5	6	7	8	9	10	11	12	SP	Total
School	49	85	90	75	96	92										487
District	556	1,138	1,194	1,169	1,287	1,241	1,198	1,206	1,034	1,110	856	811	816	788	32	14,436

Students (October 1, 2017)

	school	district
African American	5.1	7.9
Asian	50.5	28.9
Hispanic	29.2	31.9
White	11.3	27.4
Other	3.9	3.9


	school	district
First Language Not English	40.7	29.2
English Language Learner	34.9	24.2
Students With Disabilities	16.0	16.6
High Needs	83.6	71.3
Economically Disadvantaged	67.6	55.9

Indicators (2016-17)

	school	district
Attendance Rate	94.6	94.0
Average Number of Days Absent	9.3	10.0
Absent 10 or more days	40.1	36.8
Chronically Absent (10% or more)	16.4	16.0
Students with more than 9 Unexcused Absences	24.7	25.7
Retention Rate	0.3	1.5

Special Programs (2017-18)

ABE Program (K)
ABE Program (1-2)



Moody Elementary School

Roberta M. Keefe, Principal
158 Rogers Street
Lowell, Massachusetts 01852
978-937-7673



English Language Arts

	E	M	PM	NM	Mean	SGP	%ile
All Students (school)	4	36	52	9	494.1	50.0	27
(district)	4	31	47	18	491.8	46.0	
(state)	7	42	41	10	499.1	50.0	
High Needs (school)	4	35	51	10	493.3	53.5	68
(district)	2	24	50	23	487.5	44.0	
(state)	2	25	52	20	488.5	46.0	

Mathematics

	E	M	PM	NM	Mean	SGP	%ile
All Students (school)	2	41	43	14	496.4	59.5	37
(district)	4	32	47	17	492.8	46.0	
(state)	8	40	41	12	498.8	50.0	
High Needs (school)	3	37	46	14	496.1	59.5	80
(district)	2	26	50	21	488.7	44.0	
(state)	2	25	51	22	488.1	45.0	

Enrollment (October 1, 2017)

	PK	K	1	2	3	4	5	6	7	8	9	10	11	12	SP	Total
School	27	43	46	40	40	47										243
District	556	1,138	1,194	1,169	1,287	1,241	1,198	1,206	1,034	1,110	856	811	816	788	32	14,436

Students (October 1, 2017)

	school	district
African American	4.5	7.9
Asian	18.5	28.9
Hispanic	40.3	31.9
White	32.9	27.4
Other	3.8	3.9


	school	district
First Language Not English	42.8	29.2
English Language Learner	39.1	24.2
Students With Disabilities	9.1	16.6
High Needs	80.2	71.3
Economically Disadvantaged	65.8	55.9

Indicators (2016-17)

	school	district
Attendance Rate	93.0	94.0
Average Number of Days Absent	10.9	10.0
Absent 10 or more days	48.1	36.8
Chronically Absent (10% or more)	24.6	16.0
Students with more than 9 Unexcused Absences	32.0	25.7
Retention Rate	0.6	1.5

Special Programs (2017-18)

PK-Plus Program
K-Plus Program



Morey Elementary School

Frederick J. McOsker, Principal

130 Pine Street

Lowell, Massachusetts 01851

978-937-7662



English Language Arts

	E	M	PM	NM	Mean	SGP	%ile
All Students (school)	12	45	39	4	504.1	41.0	68
(district)	4	31	47	18	491.8	46.0	
(state)	7	42	41	10	499.1	50.0	
High Needs (school)	9	41	45	6	500.3	41.0	93
(district)	2	24	50	23	487.5	44.0	
(state)	2	25	52	20	488.5	46.0	

Mathematics

	E	M	PM	NM	Mean	SGP	%ile
All Students (school)	9	48	39	5	503.1	56.0	67
(district)	4	32	47	17	492.8	46.0	
(state)	8	40	41	12	498.8	50.0	
High Needs (school)	6	43	46	6	499.9	56.0	91
(district)	2	26	50	21	488.7	44.0	
(state)	2	25	51	22	488.1	45.0	

Enrollment (October 1, 2017)

	PK	K	1	2	3	4	5	6	7	8	9	10	11	12	SP	Total
School	49	89	94	92	98	93										515
District	556	1,138	1,194	1,169	1,287	1,241	1,198	1,206	1,034	1,110	856	811	816	788	32	14,436

Students (October 1, 2017)

	school	district
African American	4.9	7.9
Asian	61.6	28.9
Hispanic	9.7	31.9
White	19.2	27.4
Other	4.6	3.9

	school	district
First Language Not English	42.3	29.2
English Language Learner	38.3	24.2
Students With Disabilities	15.5	16.6
High Needs	68.9	71.3
Economically Disadvantaged	45.6	55.9


Indicators (2016-17)

	school	district
Attendance Rate	95.3	94.0
Average Number of Days Absent	8.0	10.0
Absent 10 or more days	28.3	36.8
Chronically Absent (10% or more)	10.1	16.0
Students with more than 9 Unexcused Absences	19.2	25.7
Retention Rate	1.6	1.5

Special Programs (2017-18)

Lifeskills (Intensive PreK)
Lifeskills (Intensive K-4)

Pawtucketville Memorial Elementary School



Mathew McLean, Principal
425 West Meadow Road
Lowell, Massachusetts 01854
978-937-7667



English Language Arts

	E	M	PM	NM	Mean	SGP	%ile
All Students (school)	18	40	35	7	504.9	44.0	72
(district)	4	31	47	18	491.8	46.0	
(state)	7	42	41	10	499.1	50.0	
High Needs (school)	14	36	40	10	499.8	42.5	92
(district)	2	24	50	23	487.5	44.0	
(state)	2	25	52	20	488.5	46.0	

Mathematics

	E	M	PM	NM	Mean	SGP	%ile
All Students (school)	9	51	31	9	503.6	40.5	68
(district)	4	32	47	17	492.8	46.0	
(state)	8	40	41	12	498.8	50.0	
High Needs (school)	7	44	35	13	498.7	40.5	88
(district)	2	26	50	21	488.7	44.0	
(state)	2	25	51	22	488.1	45.0	

Enrollment (October 1, 2017)

	PK	K	1	2	3	4	5	6	7	8	9	10	11	12	SP	Total
School	31	84	99	94	102	101										511
District	556	1,138	1,194	1,169	1,287	1,241	1,198	1,206	1,034	1,110	856	811	816	788	32	14,436

Students (October 1, 2017)

	school	district
African American	8.0	7.9
Asian	22.3	28.9
Hispanic	28.2	31.9
White	35.8	27.4
Other	5.7	3.9


	school	district
First Language Not English	26.0	29.2
English Language Learner	22.5	24.2
Students With Disabilities	17.0	16.6
High Needs	63.2	71.3
Economically Disadvantaged	46.4	55.9

Indicators (2016-17)

	school	district
Attendance Rate	95.4	94.0
Average Number of Days Absent	7.9	10.0
Absent 10 or more days	32.4	36.8
Chronically Absent (10% or more)	10.2	16.0
Students with more than 9 Unexcused Absences	20.2	25.7
Retention Rate	1.3	1.5

Special Programs (2017-18)

Adjustment (K-2)
Adjustment (3-4)
CSA (PreK)
CSA (K-1)
Newcomer (1-4)



Reilly Elementary School

Sean D. Carabatsos, Principal
 115 Douglas Road
 Lowell, Massachusetts 01852
 978-937-7652



English Language Arts

	E	M	PM	NM	Mean	SGP	%ile
All Students (school)	12	35	40	13	497.4	61.0	40
(district)	4	31	47	18	491.8	46.0	
(state)	7	42	41	10	499.1	50.0	
High Needs (school)	6	30	46	18	490.7	59.5	51
(district)	2	24	50	23	487.5	44.0	
(state)	2	25	52	20	488.5	46.0	

Mathematics

	E	M	PM	NM	Mean	SGP	%ile
All Students (school)	3	38	43	16	494.0	45.0	29
(district)	4	32	47	17	492.8	46.0	
(state)	8	40	41	12	498.8	50.0	
High Needs (school)	1	31	47	21	488.7	42.0	41
(district)	2	26	50	21	488.7	44.0	
(state)	2	25	51	22	488.1	45.0	

Enrollment (October 1, 2017)

	PK	K	1	2	3	4	5	6	7	8	9	10	11	12	SP	Total
School		97	100	109	120	116										542
District	556	1,138	1,194	1,169	1,287	1,241	1,198	1,206	1,034	1,110	856	811	816	788	32	14,436

Students (October 1, 2017)

	school	district
African American	3.9	7.9
Asian	8.3	28.9
Hispanic	36.9	31.9
White	46.7	27.4
Other	4.2	3.9

	school	district
First Language Not English	26.9	29.2
English Language Learner	25.3	24.2
Students With Disabilities	14.4	16.6
High Needs	63.8	71.3
Economically Disadvantaged	52.2	55.9

Indicators (2016-17)

	school	district
Attendance Rate	95.3	94.0
Average Number of Days Absent	8.0	10.0
Absent 10 or more days	32.4	36.8
Chronically Absent (10% or more)	8.9	16.0
Students with more than 9 Unexcused Absences	18.4	25.7
Retention Rate	2.4	1.5

Special Programs (2017-18)

Adjustment (K-2)
 Adjustment (3-4)
 Newcomer (1-2)
 Newcomer (3-4)


Shaughnessy Elementary School

Paul Schlichtman, Acting Principal

1158 Gorham Street

Lowell, Massachusetts 01852

978-937-7657



English Language Arts

	E	M	PM	NM	Mean	SGP	%ile
All Students (school)	7	40	43	10	498.2	48.0	42
(district)	4	31	47	18	491.8	46.0	
(state)	7	42	41	10	499.1	50.0	
High Needs (school)	5	34	49	12	494.8	45.0	75
(district)	2	24	50	23	487.5	44.0	
(state)	2	25	52	20	488.5	46.0	

Mathematics

	E	M	PM	NM	Mean	SGP	%ile
All Students (school)	8	41	40	11	499.3	56.5	50
(district)	4	32	47	17	492.8	46.0	
(state)	8	40	41	12	498.8	50.0	
High Needs (school)	5	38	45	12	496.4	53.0	81
(district)	2	26	50	21	488.7	44.0	
(state)	2	25	51	22	488.1	45.0	

Enrollment (October 1, 2017)

	PK	K	1	2	3	4	5	6	7	8	9	10	11	12	SP	Total
School	28	81	86	88	90	89										462
District	556	1,138	1,194	1,169	1,287	1,241	1,198	1,206	1,034	1,110	856	811	816	788	32	14,436

Students (October 1, 2017)

	school	district
African American	5.4	7.9
Asian	29.0	28.9
Hispanic	33.3	31.9
White	28.6	27.4
Other	3.7	3.9

Indicators (2016-17)

	school	district
Attendance Rate	94.8	94.0
Average Number of Days Absent	8.7	10.0
Absent 10 or more days	39.5	36.8
Chronically Absent (10% or more)	12.3	16.0
Students with more than 9 Unexcused Absences	26.6	25.7
Retention Rate	0.5	1.5

Special Programs (2017-18)

CSA (PreK)
CSA (K-2)
CSA (3-4)

	school	district
First Language Not English	32.5	29.2
English Language Learner	26.4	24.2
Students With Disabilities	18.0	16.6
High Needs	76.6	71.3
Economically Disadvantaged	56.7	55.9

Washington Elementary School

Cheryl A. Cunningham, Principal

795 Wilder Street

Lowell, Massachusetts 01851

978-937-7635



English Language Arts

	E	M	PM	NM	Mean	SGP	%ile
All Students (school)	7	49	28	16	506.9	57.0	80
(district)	4	31	47	18	491.8	46.0	
(state)	7	42	41	10	499.1	50.0	
High Needs (school)	3	41	31	24	501.1	57.0	94
(district)	2	24	50	23	487.5	44.0	
(state)	2	25	52	20	488.5	46.0	

Mathematics

	E	M	PM	NM	Mean	SGP	%ile
All Students (school)	7	53	25	15	506.0	56.0	77
(district)	4	32	47	17	492.8	46.0	
(state)	8	40	41	12	498.8	50.0	
High Needs (school)	2	47	29	22	499.6	54.5	90
(district)	2	26	50	21	488.7	44.0	
(state)	2	25	51	22	488.1	45.0	

Enrollment (October 1, 2017)

	PK	K	1	2	3	4	5	6	7	8	9	10	11	12	SP	Total
School	33	42	40	40	42	51										248
District	556	1,138	1,194	1,169	1,287	1,241	1,198	1,206	1,034	1,110	856	811	816	788	32	14,436

Students (October 1, 2017)

	school	district
African American	4.8	7.9
Asian	45.2	28.9
Hispanic	22.6	31.9
White	19.4	27.4
Other	8.0	3.9


	school	district
First Language Not English	34.3	29.2
English Language Learner	26.2	24.2
Students With Disabilities	18.5	16.6
High Needs	69.8	71.3
Economically Disadvantaged	50.4	55.9

Indicators (2016-17)

	school	district
Attendance Rate	95.0	94.0
Average Number of Days Absent	8.0	10.0
Absent 10 or more days	30.7	36.8
Chronically Absent (10% or more)	13.2	16.0
Students with more than 9 Unexcused Absences	16.7	25.7
Retention Rate	0.0	1.5

Special Programs (2017-18)

CSA (PreK)
CSA (K-2)
CSA (3-4)



McAuliffe Elementary School

David C. Anderson, Principal
570 Beacon Street
Lowell, Massachusetts 01850
978-937-2838



English Language Arts

	E	M	PM	NM	Mean	SGP	%ile
All Students (school)	7	36	48	8	498.7	58.0	45
(district)	4	31	47	18	491.8	46.0	
(state)	7	42	41	10	499.1	50.0	
High Needs (school)	3	31	54	13	492.9	49.0	66
(district)	2	24	50	23	487.5	44.0	
(state)	2	25	52	20	488.5	46.0	

Mathematics

	E	M	PM	NM	Mean	SGP	%ile
All Students (school)	10	43	41	6	501.9	80.0	62
(district)	4	32	47	17	492.8	46.0	
(state)	8	40	41	12	498.8	50.0	
High Needs (school)	5	37	50	8	496.5	77.0	81
(district)	2	26	50	21	488.7	44.0	
(state)	2	25	51	22	488.1	45.0	

Enrollment (October 1, 2017)

	PK	K	1	2	3	4	5	6	7	8	9	10	11	12	SP	Total
School	45	81	84	89	96	88										483
District	556	1,138	1,194	1,169	1,287	1,241	1,198	1,206	1,034	1,110	856	811	816	788	32	14,436

Students (October 1, 2017)

	school	district
African American	6.6	7.9
Asian	8.1	28.9
Hispanic	44.3	31.9
White	38.5	27.4
Other	2.5	3.9

	school	district
First Language Not English	24.8	29.2
English Language Learner	20.3	24.2
Students With Disabilities	17.0	16.6
High Needs	72.0	71.3
Economically Disadvantaged	60.9	55.9

Indicators (2016-17)

	school	district
Attendance Rate	94.3	94.0
Average Number of Days Absent	9.5	10.0
Absent 10 or more days	39.6	36.8
Chronically Absent (10% or more)	16.6	16.0
Students with more than 9 Unexcused Absences	27.3	25.7
Retention Rate	0.8	1.5

Special Programs (2017-18)

Language Based (K-4)
Deaf and Hard of Hearing (PK-4)
Newcomer (1-4)

Murkland Elementary School

Kevin R. Andriolo, Principal
350 Adams Street
Lowell, Massachusetts 01854
978-937-2826



English Language Arts

	E	M	PM	NM	Mean	SGP	%ile
All Students (school)	4	35	48	12	493.2	41.0	24
(district)	4	31	47	18	491.8	46.0	
(state)	7	42	41	10	499.1	50.0	
High Needs (school)	4	33	49	14	491.6	38.0	57
(district)	2	24	50	23	487.5	44.0	
(state)	2	25	52	20	488.5	46.0	

Mathematics

	E	M	PM	NM	Mean	SGP	%ile
All Students (school)	2	40	47	11	495.2	52.0	34
(district)	4	32	47	17	492.8	46.0	
(state)	8	40	41	12	498.8	50.0	
High Needs (school)	2	36	50	12	493.7	50.0	70
(district)	2	26	50	21	488.7	44.0	
(state)	2	25	51	22	488.1	45.0	

Enrollment (October 1, 2017)

	PK	K	1	2	3	4	5	6	7	8	9	10	11	12	SP	Total
School	43	86	93	86	97	96										501
District	556	1,138	1,194	1,169	1,287	1,241	1,198	1,206	1,034	1,110	856	811	816	788	32	14,436

Students (October 1, 2017)

	school	district
African American	5.0	7.9
Asian	45.1	28.9
Hispanic	31.7	31.9
White	12.6	27.4
Other	5.6	3.9

	school	district
First Language Not English	46.3	29.2
English Language Learner	39.9	24.2
Students With Disabilities	17.0	16.6
High Needs	86.4	71.3
Economically Disadvantaged	70.5	55.9

Indicators (2016-17)

	school	district
Attendance Rate	95.0	94.0
Average Number of Days Absent	8.4	10.0
Absent 10 or more days	34.2	36.8
Chronically Absent (10% or more)	11.5	16.0
Students with more than 9 Unexcused Absences	26.5	25.7
Retention Rate	1.7	1.5

Special Programs (2017-18)

Adjustment (K-2)
Adjustment (3-4)
Newcomer (1-2)
Newcomer (3-4)


Laura Lee Therapeutic Day School

Francisco Vicente, Coordinator

235 Powell Street

Lowell, Massachusetts 01851

978-937-7655



English Language Arts

	E	M	PM	NM	Mean	SGP	%ile
All Students (school)	0	8	58	33	471.4		1
(district)	4	31	47	18	491.8	46.0	
(state)	7	42	41	10	499.1	50.0	
High Needs (school)	0	8	58	33	471.4		2
(district)	2	24	50	23	487.5	44.0	
(state)	2	25	52	20	488.5	46.0	

Mathematics

	E	M	PM	NM	Mean	SGP	%ile
All Students (school)	0	8	25	67	463.8		1
(district)	4	32	47	17	492.8	46.0	
(state)	8	40	41	12	498.8	50.0	
High Needs (school)	0	8	25	67	463.8		1
(district)	2	26	50	21	488.7	44.0	
(state)	2	25	51	22	488.1	45.0	

Enrollment (October 1, 2017)

	PK	K	1	2	3	4	5	6	7	8	9	10	11	12	SP	Total
School		1	1			2	5	4	5	5						23
District	556	1,138	1,194	1,169	1,287	1,241	1,198	1,206	1,034	1,110	856	811	816	788	32	14,436

Students (October 1, 2017)

	school	district
African American	13.0	7.9
Asian	4.3	28.9
Hispanic	60.9	31.9
White	13.0	27.4
Other	8.8	3.9

	school	district
First Language Not English	8.7	29.2
English Language Learner	8.7	24.2
Students With Disabilities	100.0	16.6
High Needs	100.0	71.3
Economically Disadvantaged	91.3	55.9


Indicators (2016-17)

	school	district
Attendance Rate	86.6	94.0
Average Number of Days Absent	21.4	10.0
Absent 10 or more days	80.8	36.8
Chronically Absent (10% or more)	73.1	16.0
Students with more than 9 Unexcused Absences	69.2	25.7
Retention Rate	0.0	1.5

Special Programs (2017-18)

Bartlett Community Partnership

Peter B. Holtz, Principal
79 Wannalancit Street
Lowell, Massachusetts 01854
978-937-8968



English Language Arts

	E	M	PM	NM	Mean	SGP	%ile
All Students (school)	1	19	52	29	484.9	36.5	7
(district)	4	31	47	18	491.8	46.0	
(state)	7	42	41	10	499.1	50.0	
High Needs (school)	1	14	52	33	482.9	37.0	11
(district)	2	24	50	23	487.5	44.0	
(state)	2	25	52	20	488.5	46.0	

Mathematics

	E	M	PM	NM	Mean	SGP	%ile
All Students (school)	2	18	50	30	484.8	38.0	9
(district)	4	32	47	17	492.8	46.0	
(state)	8	40	41	12	498.8	50.0	
High Needs (school)	2	13	52	34	482.0	37.0	13
(district)	2	26	50	21	488.7	44.0	
(state)	2	25	51	22	488.1	45.0	

Enrollment (October 1, 2017)

	PK	K	1	2	3	4	5	6	7	8	9	10	11	12	SP	Total
School	49	46	52	41	53	52	52	61	55	60						521
District	556	1,138	1,194	1,169	1,287	1,241	1,198	1,206	1,034	1,110	856	811	816	788	32	14,436

Students (October 1, 2017)

	school	district
African American	9.4	7.9
Asian	39.7	28.9
Hispanic	32.8	31.9
White	15.0	27.4
Other	3.1	3.9


	school	district
First Language Not English	32.2	29.2
English Language Learner	25.5	24.2
Students With Disabilities	22.6	16.6
High Needs	79.5	71.3
Economically Disadvantaged	60.8	55.9

Indicators (2016-17)

	school	district
Attendance Rate	94.7	94.0
Average Number of Days Absent	9.0	10.0
Absent 10 or more days	37.2	36.8
Chronically Absent (10% or more)	14.7	16.0
Students with more than 9 Unexcused Absences	27.0	25.7
Retention Rate	0.2	1.5

Special Programs (2017-18)

Lifeskills (PreK)
Lifeskills (K-2)
Lifeskills (2-3)
Lifeskills (3-4)
Lifeskills (5-6)
Lifeskills (7-8)



Butler Middle School

Teresa Soares-Pena, Principal

1140 Gorham Street

Lowell, Massachusetts 01852

978-937-8973



English Language Arts

	E	M	PM	NM	Mean	SGP	%ile
All Students (school)	2	28	51	19	489.2	45.0	14
(district)	4	31	47	18	491.8	46.0	
(state)	7	42	41	10	499.1	50.0	
High Needs (school)	1	23	53	23	485.2	42.0	18
(district)	2	24	50	23	487.5	44.0	
(state)	2	25	52	20	488.5	46.0	

Mathematics

	E	M	PM	NM	Mean	SGP	%ile
All Students (school)	2	29	54	15	490.7	42.0	20
(district)	4	32	47	17	492.8	46.0	
(state)	8	40	41	12	498.8	50.0	
High Needs (school)	1	23	57	18	487.2	40.0	33
(district)	2	26	50	21	488.7	44.0	
(state)	2	25	51	22	488.1	45.0	

Enrollment (October 1, 2017)

	PK	K	1	2	3	4	5	6	7	8	9	10	11	12	SP	Total
School							130	137	127	140						534
District	556	1,138	1,194	1,169	1,287	1,241	1,198	1,206	1,034	1,110	856	811	816	788	32	14,436

Students (October 1, 2017)

	school	district
African American	8.1	7.9
Asian	27.3	28.9
Hispanic	30.3	31.9
White	28.7	27.4
Other	5.6	3.9


	school	district
First Language Not English	23.2	29.2
English Language Learner	21.9	24.2
Students With Disabilities	17.6	16.6
High Needs	74.2	71.3
Economically Disadvantaged	56.2	55.9

Indicators (2016-17)

	school	district
Attendance Rate	94.9	94.0
Average Number of Days Absent	8.7	10.0
Absent 10 or more days	35.9	36.8
Chronically Absent (10% or more)	13.4	16.0
Students with more than 9 Unexcused Absences	25.4	25.7
Retention Rate	0.0	1.5

Special Programs (2017-18)

Adjustment (5-6)
Adjustment (7-8)
Newcomer (5-6)
Newcomer (7-8)



Daley Middle School

William James Skinner, Principal

150 Fleming Street

Lowell, Massachusetts 01851

978-937-8981



English Language Arts

	E	M	PM	NM	Mean	SGP	%ile
All Students (school)	4	44	38	13	499.0	55.0	46
(district)	4	31	47	18	491.8	46.0	
(state)	7	42	41	10	499.1	50.0	
High Needs (school)	2	32	46	20	492.8	52.0	65
(district)	2	24	50	23	487.5	44.0	
(state)	2	25	52	20	488.5	46.0	

Mathematics

	E	M	PM	NM	Mean	SGP	%ile
All Students (school)	6	38	44	12	499.4	49.0	50
(district)	4	32	47	17	492.8	46.0	
(state)	8	40	41	12	498.8	50.0	
High Needs (school)	4	27	50	18	493.7	46.0	69
(district)	2	26	50	21	488.7	44.0	
(state)	2	25	51	22	488.1	45.0	

Enrollment (October 1, 2017)

	PK	K	1	2	3	4	5	6	7	8	9	10	11	12	SP	Total
School							179	186	173	162						700
District	556	1,138	1,194	1,169	1,287	1,241	1,198	1,206	1,034	1,110	856	811	816	788	32	14,436

Students (October 1, 2017)

	school	district
African American	3.7	7.9
Asian	44.7	28.9
Hispanic	19.9	31.9
White	26.9	27.4
Other	4.8	3.9

	school	district
First Language Not English	20.4	29.2
English Language Learner	18.0	24.2
Students With Disabilities	20.0	16.6
High Needs	63.3	71.3
Economically Disadvantaged	44.0	55.9

Indicators (2016-17)

	school	district
Attendance Rate	96.2	94.0
Average Number of Days Absent	6.7	10.0
Absent 10 or more days	25.2	36.8
Chronically Absent (10% or more)	6.9	16.0
Students with more than 9 Unexcused Absences	14.1	25.7
Retention Rate	0.9	1.5

Special Programs (2017-18)

Lifeskills (5-6)
 Lifeskills (7-8)
 Lifeskills (Intensive 5-8)
 CSA (5-8)
 CSA (5)
 Newcomer (5-8)

Leblanc Therapeutic Day School

Carolyn L. Cuneo, Coordinator

58 Sycamore Street

Lowell, Massachusetts 01852

978-970-5467



English Language Arts

	E	M	PM	NM	Mean	SGP	%ile
All Students (school)							
(district)	4	31	47	18	491.8	46.0	
(state)	7	42	41	10	499.1	50.0	
High Needs (school)							
(district)	2	24	50	23	487.5	44.0	
(state)	2	25	52	20	488.5	46.0	

Mathematics

	E	M	PM	NM	Mean	SGP	%ile
All Students (school)							
(district)	4	32	47	17	492.8	46.0	
(state)	8	40	41	12	498.8	50.0	
High Needs (school)							
(district)	2	26	50	21	488.7	44.0	
(state)	2	25	51	22	488.1	45.0	

Enrollment (October 1, 2017)

	PK	K	1	2	3	4	5	6	7	8	9	10	11	12	SP	Total
School											6	10	14	6		36
District	556	1,138	1,194	1,169	1,287	1,241	1,198	1,206	1,034	1,110	856	811	816	788	32	14,436

Students (October 1, 2017)

	school	district
African American	5.6	7.9
Asian	5.6	28.9
Hispanic	63.9	31.9
White	19.4	27.4
Other	5.5	3.9


	school	district
Students with more than 9 Unexcused Absences	84.4	25.7

Indicators (2016-17)

	school	district
Attendance Rate	70.3	94.0
Average Number of Days Absent	48.8	10.0
Absent 10 or more days	93.3	36.8
Chronically Absent (10% or more)	88.9	16.0
Retention Rate	6.1	1.5

Special Programs (2017-18)

	school	district
First Language Not English	11.1	29.2
English Language Learner	5.6	24.2
Students With Disabilities	100.0	16.6
High Needs	100.0	71.3
Economically Disadvantaged	83.3	55.9



Robinson Middle School

Kevin M. McLaughlin, Principal

110 June Street

Lowell, Massachusetts 01850

978-937-8974



English Language Arts

	E	M	PM	NM	Mean	SGP	%ile
All Students (school)	1	20	52	27	483.6	43.0	6
(district)	4	31	47	18	491.8	46.0	
(state)	7	42	41	10	499.1	50.0	
High Needs (school)	1	17	52	31	481.4	43.0	8
(district)	2	24	50	23	487.5	44.0	
(state)	2	25	52	20	488.5	46.0	

Mathematics

	E	M	PM	NM	Mean	SGP	%ile
All Students (school)	3	23	52	22	487.2	46.0	12
(district)	4	32	47	17	492.8	46.0	
(state)	8	40	41	12	498.8	50.0	
High Needs (school)	1	21	52	26	484.6	44.0	21
(district)	2	26	50	21	488.7	44.0	
(state)	2	25	51	22	488.1	45.0	

Enrollment (October 1, 2017)

	PK	K	1	2	3	4	5	6	7	8	9	10	11	12	SP	Total
School							179	161	156	170						666
District	556	1,138	1,194	1,169	1,287	1,241	1,198	1,206	1,034	1,110	856	811	816	788	32	14,436

Students (October 1, 2017)

	school	district
African American	11.3	7.9
Asian	17.3	28.9
Hispanic	42.6	31.9
White	24.3	27.4
Other	4.5	3.9


	school	district
First Language Not English	29.0	29.2
English Language Learner	26.3	24.2
Students With Disabilities	17.4	16.6
High Needs	80.8	71.3
Economically Disadvantaged	65.9	55.9

Indicators (2016-17)

	school	district
Attendance Rate	93.0	94.0
Average Number of Days Absent	11.8	10.0
Absent 10 or more days	47.1	36.8
Chronically Absent (10% or more)	24.7	16.0
Students with more than 9 Unexcused Absences	37.8	25.7
Retention Rate	0.6	1.5

Special Programs (2017-18)

Language Based (5-6)
 Language Based (7-8)
 Deaf and Hard of Hearing (5-8)
 Newcomer (5-6)
 Newcomer (7-8)



Sullivan Middle School

Edward J. Foster, Principal
150 Draper Street
Lowell, Massachusetts 01852
978-937-8993



English Language Arts

	E	M	PM	NM	Mean	SGP	%ile
All Students (school)	2	25	53	20	487.9	44.0	12
(district)	4	31	47	18	491.8	46.0	
(state)	7	42	41	10	499.1	50.0	
High Needs (school)	0	18	56	26	483.5	43.0	12
(district)	2	24	50	23	487.5	44.0	
(state)	2	25	52	20	488.5	46.0	

Mathematics

	E	M	PM	NM	Mean	SGP	%ile
All Students (school)	2	22	59	18	486.5	38.0	11
(district)	4	32	47	17	492.8	46.0	
(state)	8	40	41	12	498.8	50.0	
High Needs (school)	1	15	62	22	482.7	36.5	15
(district)	2	26	50	21	488.7	44.0	
(state)	2	25	51	22	488.1	45.0	

Enrollment (October 1, 2017)

	PK	K	1	2	3	4	5	6	7	8	9	10	11	12	SP	Total
School							160	170	144	169						643
District	556	1,138	1,194	1,169	1,287	1,241	1,198	1,206	1,034	1,110	856	811	816	788	32	14,436

Students (October 1, 2017)

	school	district
African American	9.0	7.9
Asian	14.0	28.9
Hispanic	39.0	31.9
White	33.9	27.4
Other	4.1	3.9


	school	district
First Language Not English	35.8	29.2
English Language Learner	32.3	24.2
Students With Disabilities	17.3	16.6
High Needs	74.8	71.3
Economically Disadvantaged	60.3	55.9

Indicators (2016-17)

	school	district
Attendance Rate	93.7	94.0
Average Number of Days Absent	10.7	10.0
Absent 10 or more days	38.6	36.8
Chronically Absent (10% or more)	18.9	16.0
Students with more than 9 Unexcused Absences	27.5	25.7
Retention Rate	1.2	1.5

Special Programs (2017-18)

Adjustment (5-6)
Adjustment (7-8)
CSA (6)
CSA (7-8)
Newcomer (5-6)
Newcomer (7-8)



Wang Middle School

Matthew C. Stahl, Principal
 365 West Meadow Road
 Lowell, Massachusetts 01854
 978-937-7683



English Language Arts

	E	M	PM	NM	Mean	SGP	%ile
All Students (school)	6	38	42	15	495.9	59.0	34
(district)	4	31	47	18	491.8	46.0	
(state)	7	42	41	10	499.1	50.0	
High Needs (school)	4	29	47	20	490.1	56.0	46
(district)	2	24	50	23	487.5	44.0	
(state)	2	25	52	20	488.5	46.0	

Mathematics

	E	M	PM	NM	Mean	SGP	%ile
All Students (school)	5	34	47	13	494.8	53.0	33
(district)	4	32	47	17	492.8	46.0	
(state)	8	40	41	12	498.8	50.0	
High Needs (school)	2	27	53	18	489.5	51.0	46
(district)	2	26	50	21	488.7	44.0	
(state)	2	25	51	22	488.1	45.0	

Enrollment (October 1, 2017)

	PK	K	1	2	3	4	5	6	7	8	9	10	11	12	SP	Total
School							172	197	150	173						692
District	556	1,138	1,194	1,169	1,287	1,241	1,198	1,206	1,034	1,110	856	811	816	788	32	14,436

Students (October 1, 2017)

	school	district
African American	8.1	7.9
Asian	17.9	28.9
Hispanic	39.6	31.9
White	31.1	27.4
Other	3.3	3.9


	school	district
First Language Not English	31.4	29.2
English Language Learner	27.6	24.2
Students With Disabilities	13.4	16.6
High Needs	67.2	71.3
Economically Disadvantaged	50.9	55.9

Indicators (2016-17)

	school	district
Attendance Rate	95.5	94.0
Average Number of Days Absent	7.8	10.0
Absent 10 or more days	31.8	36.8
Chronically Absent (10% or more)	10.3	16.0
Students with more than 9 Unexcused Absences	20.0	25.7
Retention Rate	0.0	1.5

Special Programs (2017-18)

Adjustment (5-6)
 Adjustment (7-8)
 Newcomer (5-6)
 Newcomer (7-8)



Stoklosa Middle School

James Phillup Cardaci, Principal

560 Broadway Street
Lowell, Massachusetts 01854
978-275-6330



English Language Arts

	E	M	PM	NM	Mean	SGP	%ile
All Students (school)	1	22	57	20	486.5	37.0	9
(district)	4	31	47	18	491.8	46.0	
(state)	7	42	41	10	499.1	50.0	
High Needs (school)	1	17	60	23	483.6	37.0	13
(district)	2	24	50	23	487.5	44.0	
(state)	2	25	52	20	488.5	46.0	

Mathematics

	E	M	PM	NM	Mean	SGP	%ile
All Students (school)	4	31	48	16	491.8	47.0	23
(district)	4	32	47	17	492.8	46.0	
(state)	8	40	41	12	498.8	50.0	
High Needs (school)	3	26	52	19	488.4	43.0	40
(district)	2	26	50	21	488.7	44.0	
(state)	2	25	51	22	488.1	45.0	

Enrollment (October 1, 2017)

	PK	K	1	2	3	4	5	6	7	8	9	10	11	12	SP	Total
School							160	175	168	181						684
District	556	1,138	1,194	1,169	1,287	1,241	1,198	1,206	1,034	1,110	856	811	816	788	32	14,436

Students (October 1, 2017)

	school	district
African American	6.4	7.9
Asian	49.6	28.9
Hispanic	29.7	31.9
White	11.1	27.4
Other	3.2	3.9


	school	district
First Language Not English	29.2	
English Language Learner	24.2	
Students With Disabilities	16.6	
High Needs	71.3	
Economically Disadvantaged	55.9	

Indicators (2016-17)

	school	district
Attendance Rate	95.7	94.0
Average Number of Days Absent	7.5	10.0
Absent 10 or more days	27.6	36.8
Chronically Absent (10% or more)	10.9	16.0
Students with more than 9 Unexcused Absences	10.9	25.7
Retention Rate	0.0	1.5

Special Programs (2017-18)

Adjustment (5-6)
Adjustment (7-8)
Newcomer (5-6)
Newcomer (7-8)



Lowell High School

Marianne E. Busteed, Head of School
 50 Father Morissette Boulevard
 Lowell, Massachusetts 01852
 978-937-8900



English Language Arts

	E	M	PM	NM	Mean	SGP	%ile
All Students (school)							
(district)	4	31	47	18	491.8	46.0	
(state)	7	42	41	10	499.1	50.0	
High Needs (school)							
(district)	2	24	50	23	487.5	44.0	
(state)	2	25	52	20	488.5	46.0	

Mathematics

	E	M	PM	NM	Mean	SGP	%ile
All Students (school)							
(district)	4	32	47	17	492.8	46.0	
(state)	8	40	41	12	498.8	50.0	
High Needs (school)							
(district)	2	26	50	21	488.7	44.0	
(state)	2	25	51	22	488.1	45.0	

Enrollment (October 1, 2017)

	PK	K	1	2	3	4	5	6	7	8	9	10	11	12	SP	Total
School											822	780	780	742	30	3,154
District	556	1,138	1,194	1,169	1,287	1,241	1,198	1,206	1,034	1,110	856	811	816	788	32	14,436

Students (October 1, 2017)


	school	district
African American	11.4	7.9
Asian	31.7	28.9
Hispanic	25.3	31.9
White	28.9	27.4
Other	2.7	3.9

	school	district
First Language Not English	19.0	29.2
English Language Learner	11.4	24.2
Students With Disabilities	10.5	16.6
High Needs	58.5	71.3
Economically Disadvantaged	47.1	55.9

Indicators (2016-17)

	school	district
Attendance Rate	92.6	94.0
Average Number of Days Absent	12.3	10.0
Absent 10 or more days	39.4	36.8
Chronically Absent (10% or more)	20.7	16.0
Students with more than 9 Unexcused Absences	30.3	25.7
Retention Rate	3.1	1.5

Special Programs (2017-18)



The Career Academy

Megan O'Loughlin, Principal

125 Smith Street

Lowell, Massachusetts 01851

978-275-6399



English Language Arts

	E	M	PM	NM	Mean	SGP	%ile
All Students (school)							
(district)	4	31	47	18	491.8	46.0	
(state)	7	42	41	10	499.1	50.0	
High Needs (school)							
(district)	2	24	50	23	487.5	44.0	
(state)	2	25	52	20	488.5	46.0	

Mathematics

	E	M	PM	NM	Mean	SGP	%ile
All Students (school)							
(district)	4	32	47	17	492.8	46.0	
(state)	8	40	41	12	498.8	50.0	
High Needs (school)							
(district)	2	26	50	21	488.7	44.0	
(state)	2	25	51	22	488.1	45.0	

Enrollment (October 1, 2017)

	PK	K	1	2	3	4	5	6	7	8	9	10	11	12	SP	Total
School											28	21	22	40	2	113
District	556	1,138	1,194	1,169	1,287	1,241	1,198	1,206	1,034	1,110	856	811	816	788	32	14,436

Students (October 1, 2017)

	school	district
African American	9.7	7.9
Asian	15.0	28.9
Hispanic	46.9	31.9
White	23.9	27.4
Other	4.5	3.9


	school	district
Students with more than 9 Unexcused Absences	71.3	25.7

Indicators (2016-17)

	school	district
Attendance Rate	67.2	94.0
Average Number of Days Absent	51.9	10.0
Absent 10 or more days	76.7	36.8
Chronically Absent (10% or more)	72.7	16.0
Retention Rate	19.3	1.5

Special Programs (2017-18)

	school	district
First Language Not English	10.6	29.2
English Language Learner	9.7	24.2
Students With Disabilities	12.4	16.6
High Needs	77.9	71.3
Economically Disadvantaged	72.6	55.9



Lowell Day School on Broadway

Patricia M. Clark-Nowoswiat, Coordinator

480 Broadway
Lowell, Massachusetts 01844
978-688-4793

English Language Arts

	E	M	PM	NM	Mean	SGP	%ile
All Students (school)							
(district)	4	31	47	18	491.8	46.0	
(state)	7	42	41	10	499.1	50.0	
High Needs (school)							
(district)	2	24	50	23	487.5	44.0	
(state)	2	25	52	20	488.5	46.0	

Mathematics

	E	M	PM	NM	Mean	SGP	%ile
All Students (school)							
(district)	4	32	47	17	492.8	46.0	
(state)	8	40	41	12	498.8	50.0	
High Needs (school)							
(district)	2	26	50	21	488.7	44.0	
(state)	2	25	51	22	488.1	45.0	

Enrollment (October 1, 2017)

	PK	K	1	2	3	4	5	6	7	8	9	10	11	12	SP	Total
School	4	6	5	4	2	1	3	1								26
District	556	1,138	1,194	1,169	1,287	1,241	1,198	1,206	1,034	1,110	856	811	816	788	32	14,436

Students (October 1, 2017)

	school	district
African American	26.9	7.9
Asian	26.9	28.9
Hispanic	23.1	31.9
White	23.1	27.4
Other	0.0	3.9

Students with more than 9 Unexcused Absences

	school	district
Attendance Rate	94.0	
Average Number of Days Absent	10.0	
Absent 10 or more days	36.8	
Chronically Absent (10% or more)	16.0	
Retention Rate	1.5	

Indicators (2016-17)

Special Programs (2017-18)

	school	district
First Language Not English	26.9	29.2
English Language Learner	3.8	24.2
Students With Disabilities	100.0	16.6
High Needs	100.0	71.3
Economically Disadvantaged	53.8	55.9

Cardinal O'Connell - McHugh Alternative



Thaddeus King, Principal
21 Carter Street
Lowell, Massachusetts 01852
978-446-7000



English Language Arts

	E	M	PM	NM	Mean	SGP	%ile
All Students (school)	0	2	21	77	462.0	15.5	
(district)	4	31	47	18	491.8	46.0	
(state)	7	42	41	10	499.1	50.0	
High Needs (school)	0	3	23	74	462.5	14.0	
(district)	2	24	50	23	487.5	44.0	
(state)	2	25	52	20	488.5	46.0	

Mathematics

	E	M	PM	NM	Mean	SGP	%ile
All Students (school)	0	2	44	53	467.5	18.5	
(district)	4	32	47	17	492.8	46.0	
(state)	8	40	41	12	498.8	50.0	
High Needs (school)	0	3	44	54	467.8	18.5	
(district)	2	26	50	21	488.7	44.0	
(state)	2	25	51	22	488.1	45.0	

Enrollment (October 1, 2017)

	PK	K	1	2	3	4	5	6	7	8	9	10	11	12	SP	Total
School								4	7	9						20
District	556	1,138	1,194	1,169	1,287	1,241	1,198	1,206	1,034	1,110	856	811	816	788	32	14,436

Students (October 1, 2017)

	school	district
African American	10.0	7.9
Asian	25.0	28.9
Hispanic	55.0	31.9
White	10.0	27.4
Other	0.0	3.9

	school	district
First Language Not English	45.0	29.2
English Language Learner	40.0	24.2
Students With Disabilities	25.0	16.6
High Needs	95.0	71.3
Economically Disadvantaged	85.0	55.9

Indicators (2016-17)

	school	district
Attendance Rate		94.0
Average Number of Days Absent		10.0
Absent 10 or more days		36.8
Chronically Absent (10% or more)		16.0
Students with more than 9 Unexcused Absences		25.7
Retention Rate		1.5

Special Programs (2017-18)

Lowell Public Schools FY2019 Capital Plan Requests

The following funding requests have been submitted by the Facilities Department of the Lowell Public Schools to the City of Lowell. A majority of these requests have been submitted on multiple occasions and will continue to see an increase in costs as time goes on.

The Lowell Public Schools strive to provide a safe learning environment for all of our students, faculty and staff. The LPS works closely with the City of Lowell to ensure our facilities are adequately maintained. The projects below are major funding requests outside of our everyday needs for facility improvements.

Project:	Funding Request:	School:
Communications System @ 29 Schools	\$975,887.00	ALL SCHOOLS
Window Demo & Replacement	\$320,000.00	Career Academy
Window Demo & Replacement	\$300,000.00	Abisi Adult Ed
Restroom Renovations (Men & Women)	\$400,000.00	Abisi Adult Ed
Window Demo & Replacement	\$340,000.00	Cardinal O'Connell
Equipment Replacement (Custodial)	\$200,000.00	ALL SCHOOLS
Boiler & HVAC Controls Replacement	\$250,000.00	ALL SCHOOLS
Exterior Security Cameras	\$280,000.00	Sullivan, Reilly, Butler Shaughnessy, Wang Pawtucketville, Robinson McAuliffe Schools
AC Repair & Replacement	\$250,000.00	ALL SCHOOLS
HVAC Rooftop Unit	\$80,000.00	Butler
Restroom Reconfiguration (ADA)	\$40,000.00	Bartlett
Roof Replacement	\$1,200,000.00	Freshman Academy
Asbestos Abatement	\$100,000.00	Reilly
Retrofitting for Early Childhood Center	\$125,000.00	Cardinal
Bathroom Renovation	\$400,000.00	Cardinal



LOWELL PUBLIC SCHOOLS
Henry J. Mroz Administration Office
155 Merrimack Street
Lowell, Massachusetts 01852

Jaclyn Kelleher-Roy
Grants Manager

Tel: (978) 674-2031
Fax: (978) 937-7620
E-Mail: jkelleher-roy@lowell.k12.ma.us

April 17, 2018

Gary Frisch
School Business Administrator
Lowell Public Schools

Dear Gary:

The Lowell Public Schools will be submitting applications for federal, state and private grants for the 2018 - 2019 School Year. It is anticipated that the level of funding for the 2018 - 2019 School Year may be less than that of the 2017 - 2018 school year. The primary areas for decrease are potentially in the Curriculum Entitlement grants (Title I, Title IIA, Title III) and 21st Century Community Learning Centers grants.

School Year	Approved Grants	Approved Amount
2017 - 2018	45	\$ 17,481,008
2016 - 2017	54	\$ 19,887,397

Also included for reference please find a list of the approved grants for the 2017 - 2018 School Year with more detailed information (e.g. grant fund code, title, amount, funding by major expense category, brief description, positions funded).

Please let me know if you have questions or need additional information.

Thank you.

Jaclyn Kelleher-Roy

Reference 1 - 2018 Grants worksheet by category and FTE (6 pages)

Lowell Public Schools - 2018 approved grants											
Fund	Munis Code	Program Name	# of Staff	Total Grant Award	Supv, Instructional & Support Staff	Tutors	Stipends	Fringe Benefits	Contractual Services (Incl Substitutes)	Supplies	Other (Incl Misc, Student Transportation, Travel & Indirect Costs)
CURRICULUM											
305	1604	Title I		4,552,507	3,700,351	32,400	74,500	418,549	108,113	169,520	49,074
		Title I funding supports activities to close the achievement gap between all students and special populations. Activities include reading and math intervention, educator quality and effectiveness, assessment and data systems.									
		Funds 73.5 FTE.									
		Director	1.0								
		Director of Accountability	1.0								
		Assistant HR Director	0.5								
		Social Workers	21.0								
		Instructional Specialists (MS & LHS)	19.0								
		Teachers	3.0								
		Clerical Support	3.5								
		Tutors-Part Time up to 15 hrs per wk	33.0								
		Parent Liaisons - Part Time	8.0								
		Total	90.0								
140	1679	Title II A - Educator Quality		604,965	510,201			48,274	46,490		
		Professional development programs to provide support in literacy instruction, mathematics resources, technology integration and mentoring.									
		Funds 6 FTE									
		Coordinator - Induction Programs	1.0								
		Assistant HR Director	0.5								
		Literacy Specialists (ES)	4.0								
		Clerical Support	0.5								
		Total	6.0								
180	1678	Title III - Limited English Proficiency (LEP)		542,910	212,370	179,596	82,800	66,687	1,457		
		Title III funding supports english language learners providing high quality professional development, lead teacher stipends and tutoring to students in schools with very high limited english proficiency student populations									
		Funds 12.5 FTE									
		District Support Specialist	1.0								
		Content Teacher	1.0								
		Tutors-Part Time up to 15 hrs per wk	19.0								
		Parent Liaison - Part Time	1.0								
		Total	22.0								
184	1690	Title III - LEP Summer		13,425			11,673		1,000	753	
		Funding supports professional development on social, emotional, trauma, refugee, SLIFE, and ESL instructional strategies to improve instruction to English Language Learners									
186	1648	Title III - Immigrant Support		77,142		54,700	6,800		8,100	4,042	3,500
		Funding supports english language learners by providing native language tutors and outreach to immigrant families to promote active participation in their children's education									
309	1602	Title IVA - Student Support and Academic Enrichment		129,531			32,062		87,716	9,753	
		Funding provides supplemental resources to local school districts to build capacity to help ensure that all students have equitable access to high quality educational experiences									
ORI	1619	Refugee School Impact		40,000		20,000	6,000		5,000	4,000	5,000

Lowell Public Schools - 2018 approved grants											
Fund	Munis Code	Program Name	# of Staff	Total Grant Award	Supv, Instructional & Support Staff	Tutors	Stipends	Fringe Benefits	Contractual Services (Incl Substitutes)	Supplies	Other (Incl Misc, Student Transportation, Travel & Indirect Costs)
		Funding supports ESL Tutors (1 FTE) for high school and middle school refugee students as well as a summer program for these students									
400	1636	Occupational Ed - Perkins LHS		110,426			37,750			44,106	28,570
		Funding supports occupational ed and vocational skills for Lowell High School students. Activities include enhancing more career pathways and continuing the software platform that helps connect academic achievement to post secondary goals									
539	1659	Level 3 Turnaround - Greenhalge		300,000			126,000	6,750	74,000	60,000	33,250
		Funding to implement Turnaround Plans for lowest performing Level 3 schools									
323	1650	School Improvement		149,500			26,150		123,350		
		Funding for strategic support to specific underperforming schools (Level 3 & 4)									
		Funds stipends and contracted services for professional development									
ARTS	1514	STARS Residency - Pyne Arts		5,000			200		4,800		
		Funding supports an artist in residence (cultural partner) at the Pyne Arts School									
				6,525,406	4,422,922	286,696	403,935	540,260	460,026	292,174	119,394
		SPECIAL EDUCATION									
240	1611	SPED 94-142 Allocation		4,082,870	3,162,615		45,657	847,098	17,500	10,000	0
		Special Education funding is to ensure students with disabilities have access to a free and appropriate education to meet each students unique needs and prepare each student for further education, employment and independent living.									
		Funds 60.5 staff									
		Asst Adminstrator of Special Ed	1.0								
		Coordinator - Alternative School	1.0								
		Staff Counsel for Student Services	1.0								
		Board Certified Behavior Specialist	1.0								
		Behavior Specialist	1.0								
		CSA (Autism) Specialist	1.0								
		Evaluation Team Chairperson	2.0								
		Social Worker	6.0								
		SPED Teachers	8.0								
		Paraprofessionals	34.0								
		Clerical Support	2.0								
		Nurse	2.0								
		EC Screenings - testing	1.0								
		Total	61.0								
274	1630	SPED Program Improvement		53,700			19,140		16,500	18,060	
		Professional development programs for special education staff									
				4,136,570	3,162,615	0	64,797	847,098	34,000	28,060	0

Lowell Public Schools - 2018 approved grants											
Fund	Munis Code	Program Name	# of Staff	Total Grant Award	Supv, Instructional & Support Staff	Tutors	Stipends	Fringe Benefits	Contractual Services (Incl Substitutes)	Supplies	Other (Incl Misc, Student Transportation, Travel & Indirect Costs)
EARLY CHILDHOOD											
237	1570	Coord Family & Comm Engagement		227,765	177,827			27,981	2,580	18,477	900
		Funding supports staff who work with Lowell Public Schools early childhood families and community organizations to provide linkages and transition supports for family strengthening and positive parenting solutions									
		Funds 3.9 FTE									
		District Support Specialist	1.0								
		Social Worker	1.0								
		Parent Liaison	3.0								
		Total	5.0								
262	1618	Early Childhood SPED Allocation		86,436	81,705			4,731			
		Funding supports children (ages 3-5) with disabilities in high quality programs across settings for services or supports children who are eligible for special ed									
		Funds 1.1 staff									
		District Support Specialist	2.0								
		Social Worker	1.0								
		Total	3.0								
298	1639	Early Childhood SPED Prog Imp		3,000			1,140			1,860	
		Funding supports family engagement for inclusive preschool and kindergarten classes for students with IEPs ages 3-5									
391	1562	Inclusive Preschool Learning		251,320	202,327			48,993			
		Funding supports teachers and paras working in integrated classrooms supporting inclusion at the Pawtucketville, Rogers, McAvinnue and McAuliffe schools									
		Funds 5 staff									
		Teachers	1.0								
		Paraprofessionals	4.0								
		Total	5.0								
518	1670	Preschool Expansion		2,721,394	205,540		8,000	31,051	2,446,506	3,499	26,798
		Funding supports partnership between LPS and Little Sprouts to create models for expanding preschools									
		Funds 3.15 staff									
		District Support Specialist	1.0								
		Classroom Developer	1.0								
		Assitant Classroom Developer	1.0								
		Data Analyst	0.5								
		Total	3.5								
519	1656	Commonwealth Preschool Partnerships Planning		20,000					15,010	4,990	
		Funding to sustain and/or expand high-quality preschool opportunities for children ages two years and nine months old to kindergarten									
	1642	Higher Order Teaching		109,500			2,700		7,940	88,080	10,780
		Funding supports professional development and materials for early childhood math assessment and higher order teaching									
				3,419,415	667,399	0	11,840	112,756	2,472,036	116,906	38,478
OTHER STUDENT SUPPORT SERVICES											

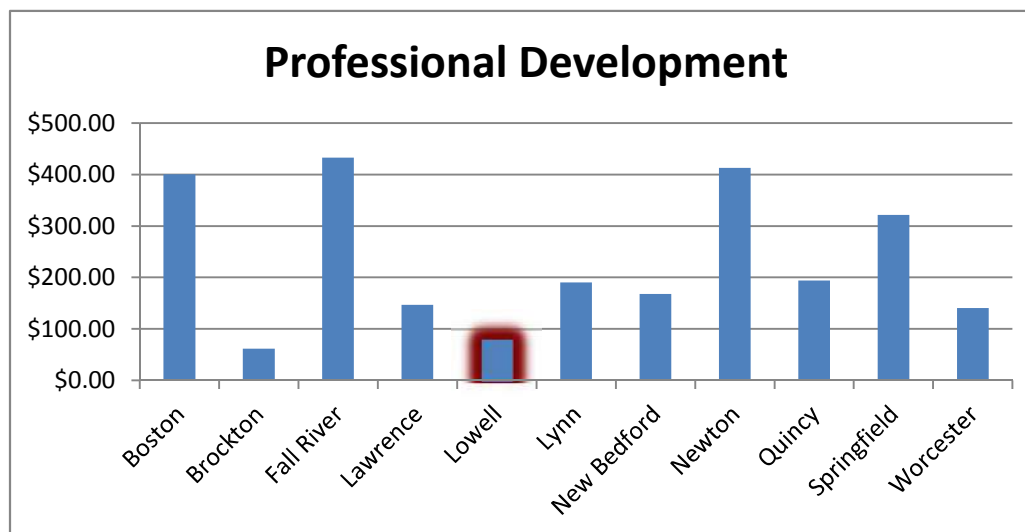
Lowell Public Schools - 2018 approved grants											
Fund	Munis Code	Program Name	# of Staff	Total Grant Award	Supv, Instructional & Support Staff	Tutors	Stipends	Fringe Benefits	Contractual Services (Incl Substitutes)	Supplies	Other (Incl Misc, Student Transportation, Travel & Indirect Costs)
345	1540	Adult Basic Education		567,944	414,682			118,742	9,000	7,520	18,000
		Assists people in obtaining their GED (HiSET). Funds facilitators, support staff and part time adult educators at five different LAEC sites									
		Funds 16.9 FTE									
		Student Health Facilitator	1.0								
		ADA Coordinator	1.0								
		Clerical Support	3.0								
		ESOL Registrar	1.0								
		ASE Registrar	2.0								
		GED Examiner	2.0								
		Adult Ed Instructors (part time) and other part time staff support	20.0								
		Total	30.0								
340	1651	Federal - Adult Basic Education		296,388	279,099					11,989	5,300
		Assists people in obtaining their GED (HiSET). Funds support staff and part time adult educators at five different LAEC sites									
		Funds 10.5 FTE									
		Teachers Advisors & Assessment Specialists	21.0								
850	1510	GED Test Centers		5,422						5,422	
		Supplies for GED testing e.g. testing material, printing, computer, printer, scanner maintenance									
USED	1672	Elementary Counseling		304,583	216,000		1,500	18,483	67,100	1,500	
		Year 3 of a 3 year grant supporting staff and mental health resources for refugee students.									
		Funds 2 FTE									
		Social Worker	2.0								
		Total	2.0								
USED	1674	Full Service Community Schools		485,955	177,285			16,646	246,127	29,700	16,197
		Year 3 of a 5 year grant supporting high needs alternative high school (LHS Career Acad) as a full service community school site.									
		Funds 1.5 FTE									
		Community Schools Prog. Manager	1.0								
		Community Fitness Manager	1.0								
		Adult Ed Instructor	1.0								
		Total	3.0								
310	1615	McKinney-Vento Homeless		50,000	44,700					4,300	1,000
		Funding provides services to at risk students and families who are either homeless or at risk of becoming homeless (e.g. tutoring, educational training for parents, before and after school programs).									
313	1652	McKinney-Vento Emergency Support		5,000			3,000				2,000
		Funding assist districts with significant numbers of students (fifty or more homeless students enrolled) who lost their housing in Puerto Rico due to Hurricane Maria.									
645	1682	21st Century Community Learning Centers		767,807	562,684			27,688	92,135	10,500	74,800
		Funding supports after school programs at seven schools (Greenhalge, Lincoln, McAuliffe, Morey, Robinson, Shaughnessy & Stoklosa).									

Lowell Public Schools - 2018 approved grants											
Fund	Munis Code	Program Name	# of Staff	Total Grant Award	Supv, Instructional & Support Staff	Tutors	Stipends	Fringe Benefits	Contractual Services (Incl Substitutes)	Supplies	Other (Incl Misc, Student Transportation, Travel & Indirect Costs)
		Funds site managers, teachers, paras and student activities									
		Funds .8 FTE									
		Coordinator-Special Programs	1.0								
		Total	1.0								
244	1628	21st Century Special Education		46,000	46,000						
		Funding supports afterschool programing for students with disabilities that are integrated within the 21st Century Community Learning Program during the school year at seven sites.									
		Funds support staffing									
245	1643	21st CCLC SPED - School Year Enhanced		15,200	15,200						
		Funding supports afterschool programing for students with disabilities that are integrated within the 21st Century Community Learning Program during the school year at two sites.									
		Funds support staffing									
647	1645	21st Century Community Learning Centers		220,888	145,751		31,500	6,693	14,200		22,744
		Funding supports out of school programs at six schools for the months of July and Aug. (Greenhalge, Morey, McAuliffe, Robinson, Shaughnessy & Stoklosa)									
		Funds one coordinator as well as site managers, teachers paras and student activities									
		Funds 0.2 FTE									
		Coordinator-Special Programs	1.0								
		Total	1.0								
647	1647	21st Century Community Learning Centers		47,550	20,160		9,000		2,190		16,200
		Funding supports afterschool programing for the months of July and Aug. at the McAuliffe School.									
		Funds site managers, teachers and paras and student activities									
647	1668	21st CCLC - Summer Enhanced		33,700	20,000		4,500		3,000		6,200
		Funding supports out of school programs for an enhanced program for the months of July and Aug at the Morey & Shaughnessy Schools.									
		Funds site managers, teachers and paras and student activities									
647	1637	21st Century Community Learning Centers		50,900	23,900		4,500		5,200		17,300
		Funding supports out of school programs at the Lincoln during the school year.									
		Funds site managers, teachers paras and student activities									
245	1669	21st CCLC Special Ed - Summer Enhanced		3,780	3,780						
		Funding supports afterschool programing for students with disabilities that are integrated within the 21st Century Community Learning Program at the Lincoln for the months of July and									
		Funds support staffing									
647	1641	21st Century after school programs		150,000	94,970			6,150	16,880	4,000	28,000
		Funding supports out of school programs at the McAvinnue School.									
		Funds site managers, teachers, paras and student activities									
		Funds .5 FTE									
		Program Manager/Data Collection Spe	1.0								
		Total	1.0								
646	1684	21st Century Community Learning Centers		229,500	137,740				40,000	6,060	45,700
		Funding supports afterschool programs at the Bartlett Community Partnership and Lowell High School.									

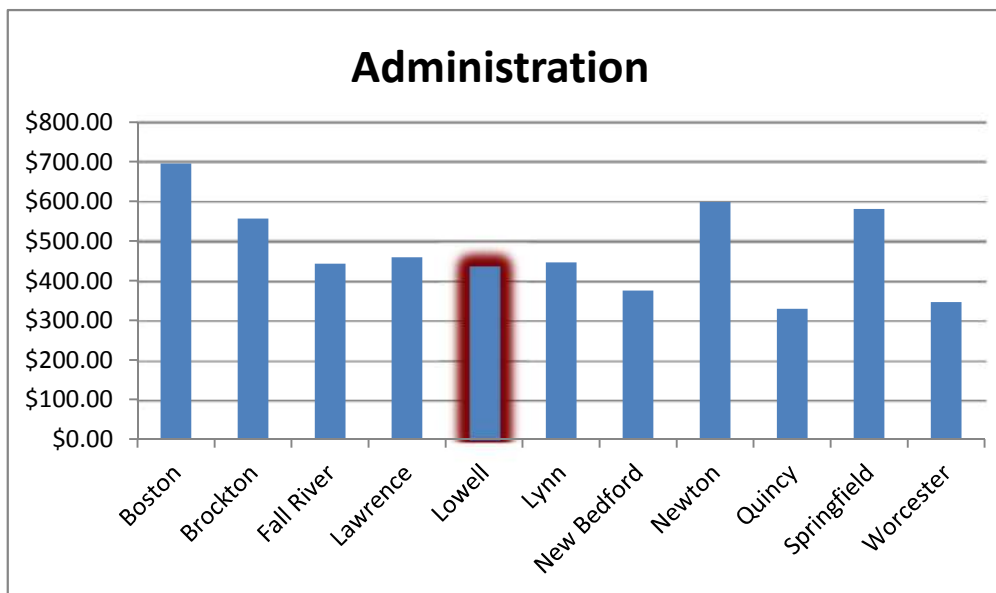
Lowell Public Schools - 2018 approved grants											
Fund	Munis Code	Program Name	# of Staff	Total Grant Award	Supv, Instructional & Support Staff	Tutors	Stipends	Fringe Benefits	Contractual Services (Incl Substitutes)	Supplies	Other (Incl Misc, Student Transportation, Travel & Indirect Costs)
		Funds site managers, teachers and paras and student activities									
695	1553	Improving Grade Rates (FLNE)		9,000			7,000			2,000	
		Funding supports High School graduation rates and postsecondary readiness among First Language is not English (FLNE) students									
248	1509	Systems for Student Success		30,000			25,500			4,500	
		Funding supports District/School action planning teams for the McAvinnue and Robinson									
AGO	1535	Youth Opiod Prevention		30,000					10,800	19,200	
		Funding supports school-based prevention education initiatives									
	1152	MCIEA Planning Grant - Pyne Arts		10,000			8,900		1,100		
		Funding supports the development of a new school accountability model and quality performance assessments									
	1153	MCIEA Planning Grant - STEM		10,000			5,800		1,200	2,850	150
		Funding supports the development of a new school accountability model and quality performance assessments									
	1154	MCIEA Planning Grant - Wang		10,000			8,500		500	500	500
		Funding supports the development of a new school accountability model and quality performance assessments									
	1155	MCIEA Planning Grant - LHS		10,000			5,600		4,200		200
		Funding supports the development of a new school accountability model and quality performance assessments									
	1156	MCIEA Planning Grant - Bartlett		10,000			8,800		1,000		200
		Funding supports the development of a new school accountability model and quality performance assessments									
				3,399,617	2,201,951	0	124,100	194,402	514,632	110,041	254,491
		Grand Total		17,481,008	10,454,887	286,696	604,672	1,694,516	3,480,694	547,181	412,363
Indirect Costs on the Title I, SPED Allocation and Preschool Enrichment Grants cover the full cost of the Grants Manager and half the Internal Auditor salaries											

Spending Per Pupil Comparisons

District	Professional Development
Boston	\$400.66
Brockton	\$61.57
Fall River	\$432.57
Lawrence	\$147.05
Lowell	\$82.58
Lynn	\$190.53
New Bedford	\$168.28
Newton	\$413.09
Quincy	\$193.84
Springfield	\$321.22
Worcester	\$140.92

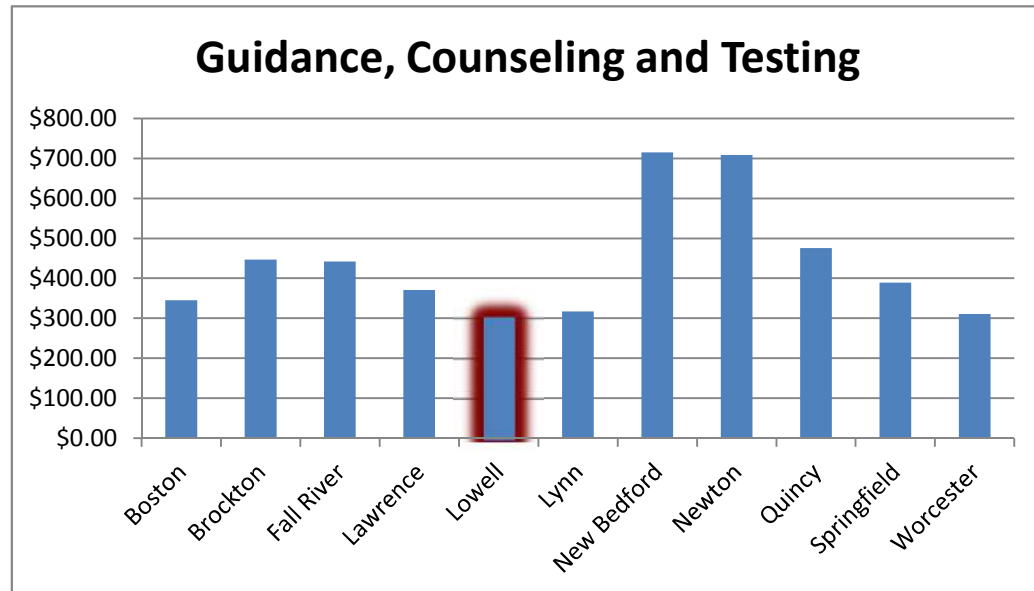


District	Administration
Boston	\$695.49
Brockton	\$556.55
Fall River	\$443.02
Lawrence	\$458.78
Lowell	\$438.09
Lynn	\$445.80
New Bedford	\$374.65
Newton	\$598.74
Quincy	\$328.53
Springfield	\$580.49
Worcester	\$345.78



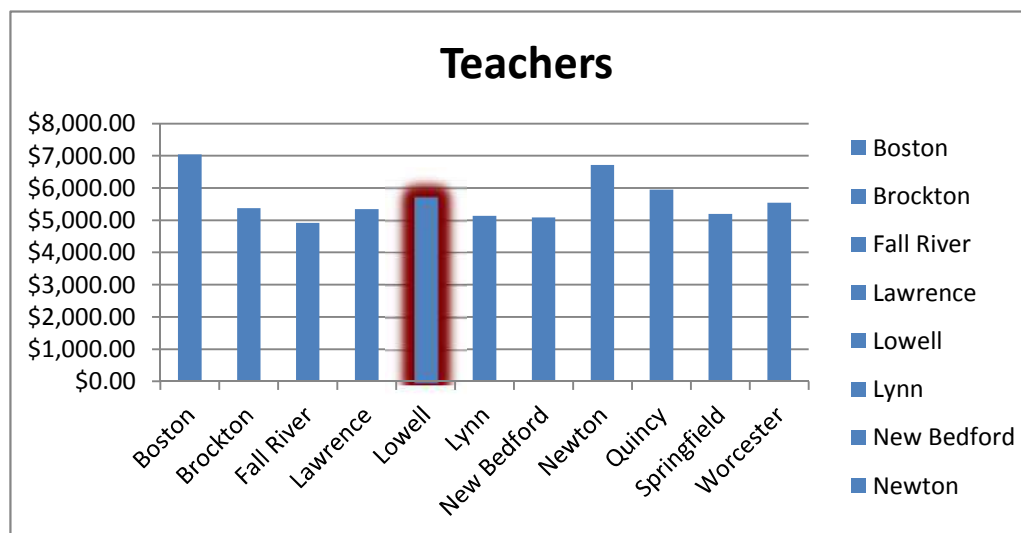
Spending Per Pupil Comparisons

District	Guidance, Counseling and Testing
Boston	\$345.46
Brockton	\$446.46
Fall River	\$441.91
Lawrence	\$370.49
Lowell	\$305.16
Lynn	\$317.06
New Bedford	\$714.82
Newton	\$708.76
Quincy	\$475.93
Springfield	\$389.41
Worcester	\$310.75

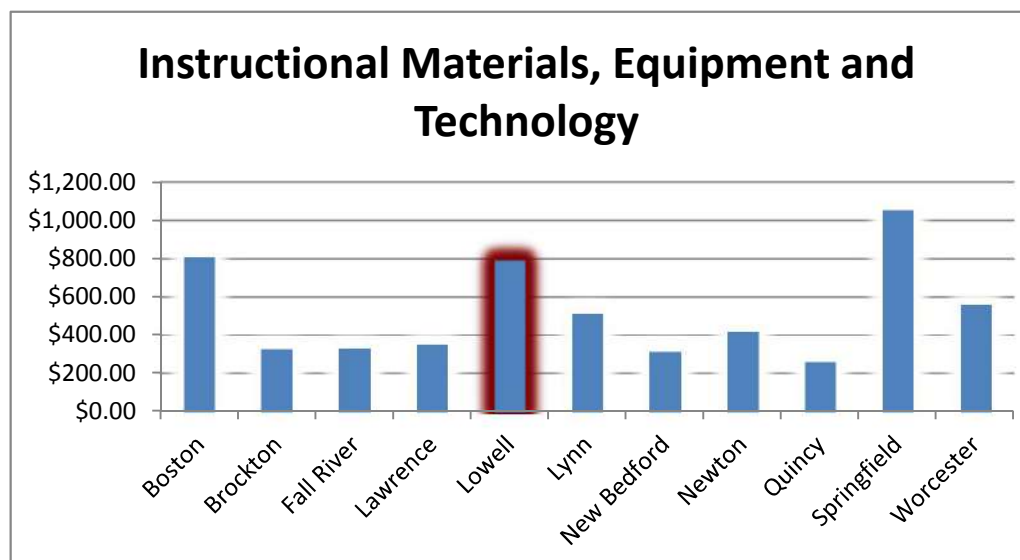


Spending Per Pupil Comparisons

District	Teachers
Boston	\$7,041.71
Brockton	\$5,378.93
Fall River	\$4,918.24
Lawrence	\$5,346.63
Lowell	\$5,740.81
Lynn	\$5,140.85
New Bedford	\$5,084.23
Newton	\$6,717.90
Quincy	\$5,947.89
Springfield	\$5,196.45
Worcester	\$5,542.64

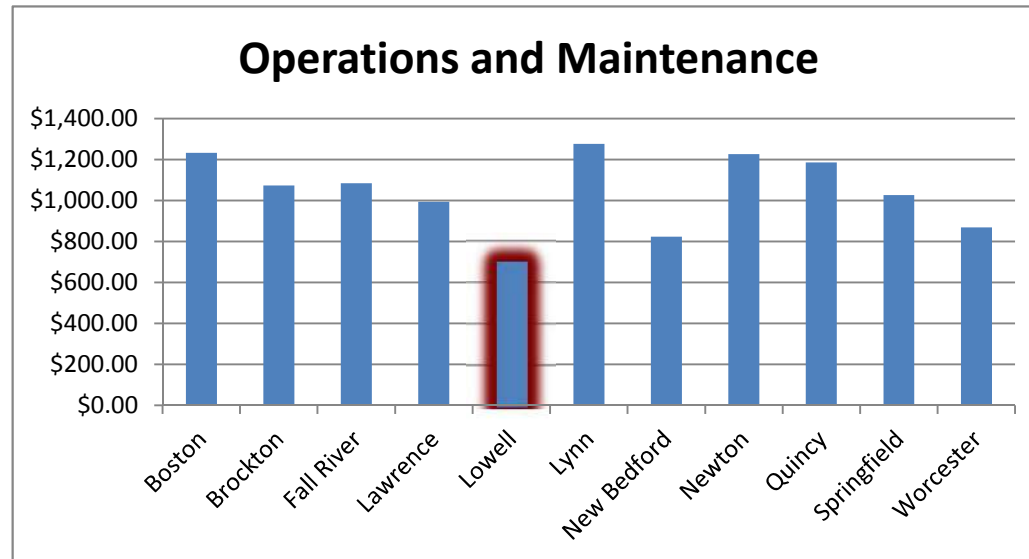


District	Materials, Equipment and Technology
Boston	\$811.02
Brockton	\$330.22
Fall River	\$333.43
Lawrence	\$350.23
Lowell	\$790.68
Lynn	\$512.97
New Bedford	\$317.13
Newton	\$422.89
Quincy	\$262.08
Springfield	\$1,054.69
Worcester	\$558.81



Spending Per Pupil Comparisons

District	Operations and Maintenance
Boston	\$1,232.69
Brockton	\$1,072.48
Fall River	\$1,083.66
Lawrence	\$993.09
Lowell	\$700.53
Lynn	\$1,276.81
New Bedford	\$822.89
Newton	\$1,226.05
Quincy	\$1,185.38
Springfield	\$1,026.65
Worcester	\$869.19



**Lowell Public Schools
Revolving Funds**

Fund	Name	Balance as of 4/16/18
1102	Athletic Revolving Fund	\$ 8,123
1103	Non-Resident Student Tuition Revolving Fund	\$ 37,262 ¹
1108	Use of School Facilities Revolving Fund	\$ 120,153
1127	Full Day Pre-School Revolving Fund	\$ 47,451 ²
1129	Community Schools Revolving Fund	\$ 74,436
1201	Food Service Revolving Fund	\$ 1,658,540 ³
1924	Special Education Circuit Breaker	\$ 1,582,559 ⁴

Notes:

¹ The Non-Resident Student Tuition Revolving Fund is recorded as an offset to the Out-of-District Tuition account in the Districtwide Budget.

² The School Department received reimbursement for operating the full-day Pre-School Program at the Murkland Elementary School. This funding will be used to offset the cost of employees and/or programs in conjunction with the Murkland Elementary School.

³ The Food Service Revolving Fund provides for the operation of the food service program. Our program costs approximately \$ 6 million annually to operate.

⁴ The state special education reimbursement program, commonly known as the circuit breaker program, was started in FY04 to provide additional state funding to districts for high-cost special education students. The threshold for eligibility is tied to four times the state average foundation budget per pupil as calculated under the chapter 70 program, with the state paying 75 percent (subject to change) of the costs above that threshold. For children who are considered "state wards" and are placed by Department of Children Services (DCF) and do not reside in their home community of Lowell, then Lowell would be eligible for 100% reimbursement of the net claim. For students who have no parents or guardians in the Commonwealth and have been classified as "abandoned" students Lowell would be eligible for 100% reimbursement of the net claim (provided that there is a LEA assignment letter on file identifying the student as such).