



# **Superintendent's FY2019 Recommended Budget**



**Dr. Salah E. Khelfaoui**  
*Superintendent of Schools*

**Jeannine M. Durkin**  
*Deputy Superintendent  
Student Support Services*

**Gary N. Frisch**  
**Assistant Superintendent**  
*Finance/School Business Manager*

**Robin A. Desmond**  
**Assistant Superintendent**  
*Curriculum, Instruction & Assessment*

**James P. Hall**  
*Legal Counsel*



## Lowell School Committee

2018-2019



**William J. Samaras**  
*Mayor and Chairperson*

**Jacqueline A. Doherty**  
*Vice Chairperson*

**Andre P. Descoteaux**  
**Robert J. Hoey Jr.**  
**Dominik Hok Lay**  
**Constance A. Martin**  
**Gerard J. Nutter**



Strategic Mission and Vision  
*Inspiring and Empowering Education*

**Lowell Public Schools** will provide an inspiring and empowering education through the five pillars to support and drive its vision.

**Pillar 1: Excellent Teaching and Learning, Everywhere**

**Pillar 2: Students Learn Through Respectful and Joyful School Experiences**

**Pillar 3: Students Learn From a Highly Qualified, Skilled and Diverse Workforce**

**Pillar 4: Every Educator Engages Parents, the Community and Partners**

**Pillar 5: All Schools are Safe and have Adequate Resources and Equitable Facilities**



## Table of Contents

| <u>Tab</u>                         | <u>Pages</u> |
|------------------------------------|--------------|
| Budget Cover Memo and Introduction | 6            |
| Budget Narrative                   | 7            |
| District-wide Budget               | 13           |
| <u>Staff Salary Book</u>           |              |
| School Committee                   | 42           |
| Superintendent                     | 43           |
| Administration & Operations        | 44           |
| Technology                         | 45           |
| Secretarial                        | 46           |
| Counsel                            | 47           |
| Academic Chair                     | 48           |
| Coordinators                       | 49           |
| Head of School                     | 50           |
| Principal                          | 51           |
| Assistant Principal                | 52           |
| Alternative Coordinator            | 53           |
| School Secretarial                 | 54           |
| Bursar                             | 56           |
| Preschool Teacher                  | 57           |
| Elementary Teacher                 | 58           |
| ELL Teacher                        | 67           |
| Middle School Teachers             | 69           |
| Mathematics Teacher                | 73           |
| Science Teacher                    | 76           |
| Social Studies Teacher             | 78           |
| English Teacher                    | 80           |
| Foreign Language Teacher           | 84           |
| Business Teacher                   | 85           |
| Suspension in House                | 86           |
| Native Language Teacher            | 87           |
| Paraprofessional                   | 88           |



## FY2019 Superintendent's Budget

|                                    |     |
|------------------------------------|-----|
| Art Teacher                        | 95  |
| Music Teacher                      | 97  |
| Dance Teacher                      | 99  |
| Drama Teacher                      | 100 |
| Physical Ed Teacher                | 101 |
| Technology Ed Teacher              | 103 |
| Instructional Specialists          | 104 |
| Literacy Specialists               | 105 |
| ITS Teacher                        | 106 |
| Coordinator ELL                    | 107 |
| Parent Liaison                     | 108 |
| ROTC                               | 109 |
| Culinary Arts Teacher              | 110 |
| Special Education Teacher          | 111 |
| Hearing Impaired Teacher           | 119 |
| Vision Impaired Teacher            | 120 |
| ABE Teacher                        | 121 |
| Occ/Physical Therapist             | 122 |
| Speech/Language Teacher            | 123 |
| Interpreter                        | 124 |
| SPED Nurse                         | 125 |
| Behavioral Specialist              | 126 |
| Evaluation Team Chair              | 127 |
| Special Education Paraprofessional | 128 |
| ABE Paraprofessional               | 136 |
| Director Adult Education           | 137 |
| Library Media Specialist           | 138 |
| Library Aide                       | 139 |
| TV Studio Teacher                  | 140 |
| Teacher Academy Facilitator        | 141 |
| Guidance Services                  | 142 |
| Caseworker                         | 143 |
| Scheduler Clerk LHS                | 144 |
| Social Worker                      | 145 |
| Psychologist                       | 147 |
| Family Resource Center Coordinator | 148 |
| District Support Specialist        | 149 |
| Early Childhood Staff              | 150 |
| Attendance Officer                 | 151 |
| Attendance Monitor                 | 152 |
| Director of Athletics              | 153 |
| Facility Director                  | 154 |
| Custodian                          | 155 |
| Security Guard                     | 159 |





|                  |                                |     |
|------------------|--------------------------------|-----|
| School Profile   |                                | 160 |
| Capital Projects |                                | 187 |
| Grants           |                                | 188 |
| Appendix A       | Spending Per Pupil Comparisons | 195 |
| Appendix B       | Revolving Funds                | 199 |





May 16, 2018

Honorable Members of the Lowell School Committee:

The Superintendent's recommended budget adjustments have been incorporated in the "district-wide budget" pages that follow. The School Committee reviews and approves the bottom line budget of each page/section. To assist in the review of the budget document, a separate column has been added that shows the increase or decrease in Full Time Equivalents (FTE) from FY2018 to FY2019. Also included is Exhibit 1, which provides the changes in staff from FY2018 to FY2019. Additionally, the FY2019 Budget includes grant-funded positions.

Once the School Committee approves the budget any staffing changes will be subject to additional negotiations with the respective labor representatives as needed.

Thank you to the Principals, staff and Central Office Administration for their participation in this year's budget process.

Sincerely,

A handwritten signature in black ink, appearing to read "Salah Khelfaoui".

Salah Khelfaoui, Ph.D.

A handwritten signature in black ink, appearing to read "Gary Frisch".

Gary Frisch, CPA



## General Fund Operating Budget Overview

The Lowell Public Schools general fund budget, or “local budget” as it is more commonly referred to, provides baseline funding for Pre-K through grade 12 educational programming. The general fund budget also provides funding for the Frederick Abisi Adult Education Program. While there are certain mandates and minimum spending requirements directing how the funds may be used, for the most part, the general fund operating budget is unrestricted and is used to support the goals and initiatives valued by the Lowell Public School District.

The Commonwealth's school finance statute, Chapter 70 of the General Laws, establishes an annual "net school spending" requirement for each Massachusetts school district. Net school spending includes the school department's general fund expenditures as well as municipal indirect spending for schools, however, excludes capital expenditures, student transportation, grants and revolving funds. Required net school spending is the annual minimum funding amount that must be spent on schools, including any carryover from previous years.

To determine net school spending for the upcoming school year, the Commonwealth utilizes school department enrollment data as of October 1<sup>st</sup> of the current school year (i.e. the October 1, 2017 student headcount is the basis for determining the 2018/19 foundation budget and net school spending requirement). The enrollment data is termed “foundation enrollment” and is utilized to calculate the District's “foundation budget.” The foundation budget is the state's estimate of the minimum amount needed to provide an adequate education program in the school district.

The Commonwealth uses a complex formula to calculate an adequate funding level, which is based on many factors including each district's grade level configuration, programs and demographics. Taking into consideration a community's wealth, the formula calculates each community's “required local contribution” toward Pre-K through grade 12.

## Chapter 70 Aid

### **Determined in three steps:**

1. It defines and calculates a foundation budget, an adequate funding level for each district, given the specific grades, programs, and demographic characteristics of its students.
2. It then determines an equitable local contribution, how much of that “foundation budget” should be paid for by each city and town's property tax, based upon the relative wealth of the community.
3. The remainder is funded by Chapter 70 state aid.

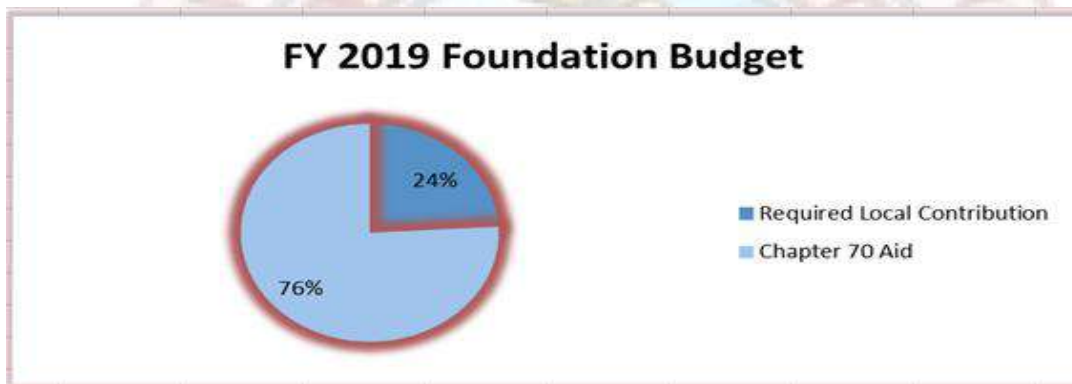




**Local Contribution + State Aid = a district's Net School Spending (NSS) requirement. This is the minimum amount that a district must spend to comply with state law.**

Below is Lowell's preliminary net school spending requirement for FY2019. Final numbers are determined upon approval of the state budget.

|                              | <u>FY 2017</u> | <u>FY 2018</u> | <u>FY 2019</u> | <u>% Increase</u> |
|------------------------------|----------------|----------------|----------------|-------------------|
| Foundation Enrollment        | 15,616         | 16,025         | 16,168         | .89%              |
| Foundation Budget            | \$183,238,362  | \$189,897,177  | \$196,654,914  | 3.56%             |
| Required Local Contribution  | \$44,649,981   | \$45,829,544   | \$47,390,803   | 3.41%             |
| Chapter 70                   | \$138,588,381  | \$144,067,633  | \$149,786,272  | 3.97%             |
| Required Net School Spending | \$183,238,362  | \$189,897,177  | \$197,177,075  | 3.83%             |
| Actual Net School Spending   | \$191,320,879  | \$196,421,339  | TBD            |                   |
| Dollars Over Requirement     | \$8,082,517    | \$6,524,162    | TBD            |                   |



The required local contribution is composed of two parts: 1) cash and 2) in-kind costs paid by the City on behalf of the Lowell Public Schools. The Lowell Public Schools pays the transportation costs that are not part of the Net School Requirement. Transportation costs are a separate responsibility of the City. Therefore, these costs will reduce the cash contribution from the City (see the chart below).

|                            | <u>FY 2017</u> | <u>FY 2018</u> | <u>FY 2019</u> | <u>Variance</u> |
|----------------------------|----------------|----------------|----------------|-----------------|
| Total Contributed Cash     | \$19,856,851   | \$18,255,691   | \$15,736,053   | -\$2,519,638    |
| Transportation Costs       | \$7,515,079    | \$8,994,750    | \$9,600,541    | \$605,791       |
| Adult Education Costs      | \$498,174      | \$474,348      | \$486,274      | \$11,926        |
| Net Cash City Contribution | \$11,843,598   | \$8,786,593    | \$5,649,238    | -\$3,137,355    |
| Indirect City Contribution | \$41,320,040   | \$43,985,735   | TBD            |                 |
| Total City Contributions   | \$53,163,638   | \$52,772,328   | TBD            |                 |

The figures above include both the “cash” contributions from the Commonwealth of Massachusetts in the form of Chapter 70 Aid, as well as “cash” and “service” from the City.



## FY2019 Local Operating Budget Overview

In calculating the total operating budget, Chapter 70 funding and the total local cash are added together.

|                             | <u>FY 2017</u> | <u>FY 2018</u> | <u>FY 2019</u> | <u>Variance</u> | <u>% Increase</u> |
|-----------------------------|----------------|----------------|----------------|-----------------|-------------------|
| Chapter 70                  | \$138,238,362  | \$144,067,633  | \$149,786,272  | \$5,718,639     | 3.97%             |
| Transportation Costs        | \$7,515,079    | \$8,994,750    | \$9,600,541    | \$605,791       | 6.73%             |
| Adult Education Costs       | \$498,174      | \$474,348      | \$486,274      | \$11,926        | 2.51%             |
| Net Cash City Contribution  | \$11,843,598   | \$8,786,593    | \$5,649,238    | -\$3,137,355    | -35.71%           |
| Total Operating Budget (GF) | \$158,445,232  | \$162,323,324  | \$165,522,325  | \$3,199,001     | 1.97%             |

In preparing the FY 2019 General Fund Operating Budget along with budgeting for Revolving and Grant Positions, the following actions/assumptions have been incorporated:

- FY 2019 budget uses the FY 2018 budget as a base, maintaining programs and services offered during the FY 2018 school year.
- The budget reflects all known salary increases previously bargained and all known non-salary contractual increases.
- A net of 40 staffing positions have been reduced in order to operate within the state and local funding.
- Chapter 70 Aid uses the House Ways and Means Committee appropriation to the local districts.
- A new CSA Day School location is to be approved by the School Committee.
- As a result of the reconfiguration of the Cardinal program, the building will be converted into an Early Childhood Center to meet the growing demands of Pre-K education. Pre-K staff will be moved from the STEM Academy, Moody and the Greenhalge to the Early Childhood Center. The Early Childhood Department Personnel will also move to the Early Childhood Center.
- The Reilly and the Moody will add 5<sup>th</sup> grade while the Sullivan will become a 6<sup>th</sup>-8<sup>th</sup> grade middle school. The K-5 model at the elementary level is an option being explored as a pilot program.
- The existing Cardinal program will be reconfigured into two programs: a 5<sup>th</sup> and 6<sup>th</sup> grade program will be created at the Sullivan School and 7<sup>th</sup> and 8<sup>th</sup> grade students will be enrolled at the BRIDGE.



## Budget Increases for FY 2019

1. The STEM Academy will increase staffing to accommodate projected District enrollment increases. Eight staff members have been included in the FY 2019 budget to accommodate the additional enrollment of a minimum of 100 students. The STEM Academy is projected to house 725 students. The additional staff includes:
  - (2) Grade 6 Classroom Teachers
  - (2) Grade 7 Classroom Teachers
  - (2) Allied Arts Teachers (reassigned from within the District)
  - (1) Special Education Teacher (reassigned from within the District)
  - (1) Assistant Principal
2. The Reilly and the Moody Schools will add 5<sup>th</sup> grade. The additional staff needed to accomplish this change includes:
  - (2) Elementary Teachers (1 reassigned from within the District)
  - (1) Special Education Teacher (reassigned from within the District)
3. Two new classrooms are to be added at a new CSA Day School Building. Additional staff is needed for the (2) new classrooms:
  - (2) CSA Special Education Teachers
  - (6) Paraprofessionals (reassigned from within the District)
4. Additional Special Education staff has been added to meet the needs throughout the District.
  - (2) Special Education Teachers at the Reilly and the Robinson (1 reassigned from within the District)
  - (3) Special Education Paraprofessionals at the Robinson (reassigned from within the District)
5. Additional staff has been added to the BRIDGE to accommodate the 7<sup>th</sup> and 8<sup>th</sup> grade students from the Cardinal program.
  - (1) Social Worker (reassigned from within the District)
  - (1) Science Teacher (reassigned within the District)
6. Additional Pre-K teacher (The grant funding has been eliminated.)
7. The Lincoln School will add 1 Special Education Adjustment Program. The additional staff needed to accomplish this change includes:
  - (1) Adjustment Teacher
  - (1) Paraprofessional (reassigned from within the District)



8. The existing Cardinal program will be reconfigured into a 5<sup>th</sup> and 6<sup>th</sup> grade program at the Sullivan School.

(2) Teachers (reassigned from within the District)

### **Budget Decreases for FY 2019**

1. Reduction of (2) Clerk positions at LHS
2. Reduction of (4) teachers at LHS due to low enrollment
3. Reduction of Director of Curriculum at LHS (The duties will be picked up by the Head of School and Central Office.)
4. Reduction of (1) Guidance positions at LHS – College and Career Center
5. Reduction of (1) Instructional Specialist position at LHS (The Title 1 grant has been reduced by 1 million. This position is currently on the Title 1 grant.)
6. The Budget includes a reduction of (8) teacher positions at the Sullivan School, they include (6) middle school teachers, (1) Allied Arts position and (1) Special Education Teacher. (All teaching positions are likely to be rehired due to attrition and openings at the STEM Academy as a result of expansion.)
7. Reduction of the Transportation Manager (The responsibilities of this position will be combined with the currently vacant Assistant Business Manager position.)
8. Reduction of the Student Database Administrator (This position will combine the Enterprise Systems Engineer and the Student Database Administrator into a new Database and Systems Administrator.)
9. Reduction of (4) Reading Teachers (Currently, only 3 schools have Reading Teacher positions.)
10. Reduction of 18 Library Aide positions (The District continues to move in the direction of providing leveled classroom libraries.)
11. Reduction of the Title 1 Director position (The responsibilities of this position will be reassigned to non-affiliated administrators.)
12. Reduction of Cardinal staff (The Principal and (3) teachers will be reduced due to the reconfiguration.)
13. Reduction of (2) part time computer repair technicians (A full time Assistant Network Manager will be hired in place of the computer repair technicians.)

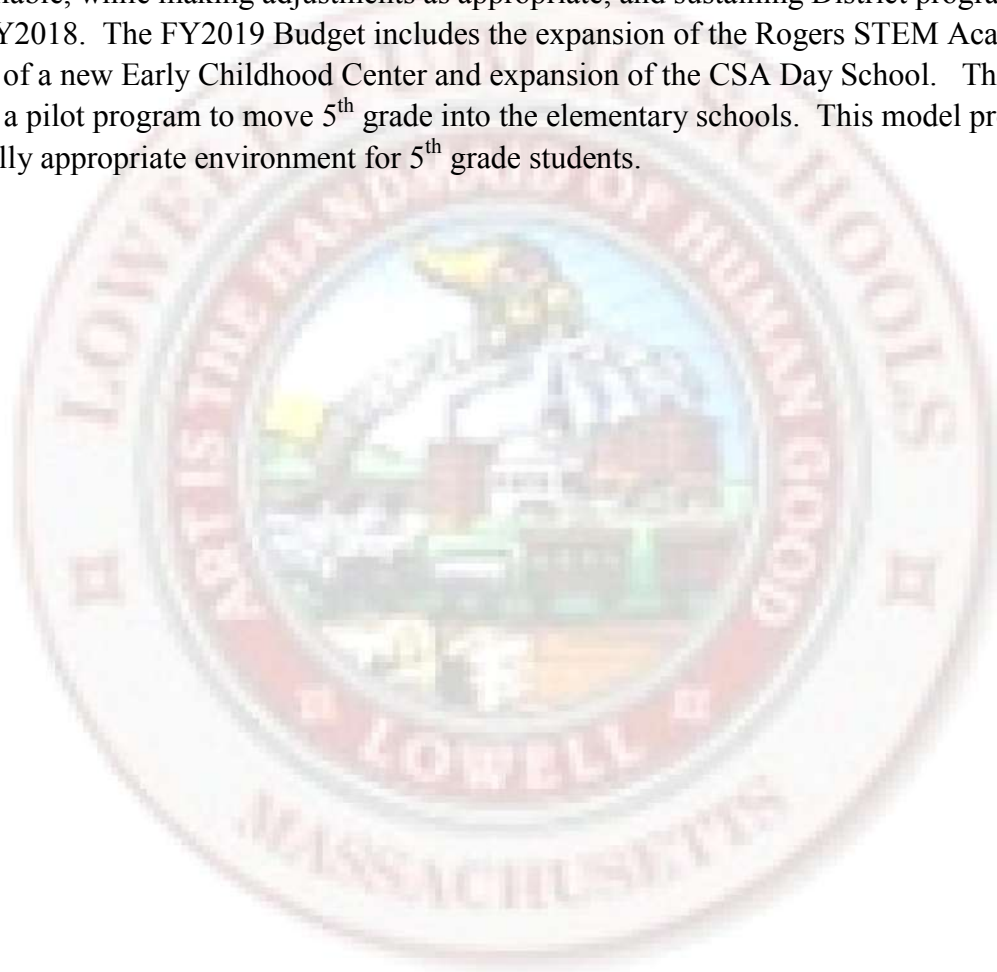




14. Reduction of 7 Paraprofessionals (These paraprofessional positions were created to meet specific student needs outlined in Individual Educational or 504 plans that have since changed.)

The Lowell Public Schools will be submitting applications for federal, state and private grants for FY2019. It is anticipated that there will be a \$1 million reduction in the Title 1 Grant, \$168,000 reduction in the Elementary Counseling Grant and a reduction of \$80,000 in the Inclusive Preschool Grant.

The Superintendent's Recommended FY2019 Budget addresses current district challenges with the resources available, while making adjustments as appropriate, and sustaining District programs and services provided in FY2018. The FY2019 Budget includes the expansion of the Rogers STEM Academy, the establishment of a new Early Childhood Center and expansion of the CSA Day School. The District is also embarking on a pilot program to move 5<sup>th</sup> grade into the elementary schools. This model provides a more developmentally appropriate environment for 5<sup>th</sup> grade students.





## FY2019 BUDGET SUMMARY

|                              |                      |
|------------------------------|----------------------|
| <b>Chapter 70 State Aid:</b> | <b>\$149,786,272</b> |
|------------------------------|----------------------|

|  |             |
|--|-------------|
| City of Lowell Cash Contribution Transportation  | \$9,600,541 |
| City of Lowell Cash Contribution Adult Education | \$486,274   |
| City of Lowell Cash Contribution Operations      | \$5,649,238 |

|                                     |                     |
|-------------------------------------|---------------------|
| <b>Total City Cash Contribution</b> | <b>\$15,736,053</b> |
|-------------------------------------|---------------------|

|                                       |                      |
|---------------------------------------|----------------------|
| <b>Revenue - FY2019 Local Budget:</b> | <b>\$165,522,325</b> |
|---------------------------------------|----------------------|

|                  |                      |
|------------------|----------------------|
| <b>Personnel</b> | <b>\$142,961,259</b> |
|------------------|----------------------|

|                      |                     |
|----------------------|---------------------|
| <b>Non-Personnel</b> | <b>\$22,561,066</b> |
|----------------------|---------------------|

|                                       |                      |
|---------------------------------------|----------------------|
| <b>Expense - FY2019 Local Budget:</b> | <b>\$165,522,325</b> |
|---------------------------------------|----------------------|

|                        |            |
|------------------------|------------|
| <b>Surplus/Deficit</b> | <b>\$0</b> |
|------------------------|------------|

Approved \_\_ School Committee

|    | A  | R  | S                      | T  | U                        | V           | W  | X   | Z                                 | AA                               | AB                                  | AC                             | AD          | AE          | AF    |
|----|--|--|------------------------|--|--------------------------|-------------|--|---|-----------------------------------|----------------------------------|-------------------------------------|--------------------------------|-------------|-------------|-------|
| 1  | Lowell Public Schools<br>Presentation Budget<br>2018-19  |  |                        |  |                          |             |  |   |                                   |                                  |                                     |                                |             |             |       |
| 2  |  |  |                        |  |                          |             |  |   |                                   |                                  |                                     |                                |             |             |       |
| 3  |  |  |                        |  |                          |             |  |   |                                   |                                  |                                     |                                |             |             |       |
| 4  |  |  |                        |  |                          |             |  |   |                                   |                                  |                                     |                                |             |             |       |
| 5  |  |  |                        |  |                          |             |  |   |                                   |                                  |                                     |                                |             |             |       |
| 6  |  |  |                        |  |                          |             |  |   |                                   |                                  |                                     |                                |             |             |       |
|    |  | FY 2017 Initially<br>Approved<br>Budget (GF) | FY 2017<br>Actual (GF) | FY 2018 Initially<br>Approved<br>Budget (GF) | FY 2018<br>Expected (GF) | FY18<br>FTE | FY 2019<br>General Fund<br>Level Service | FY 2019<br>General Fund<br>Including<br>Changes | Revolving<br>Funds/Grant<br>Funds | FY 2019<br>Total Budget<br>Level | FY 2019 Total<br>Proposed<br>Budget | Variance<br>(Columns AB<br>AA) | FY19<br>FTE | FTE<br>DIFF | Notes |
| 7  | GF = General Fund  |  |                        |  |                          |             |  |   |                                   |                                  |                                     |                                |             |             |       |
| 8  | 1100: School Committee   |  |                        |  |                          |             |  |   |                                   |                                  |                                     |                                |             |             |       |
| 9  | Personnel  |  |                        |  |                          |             |  |   |                                   |                                  |                                     |                                |             |             |       |
| 10 |  |  |                        |  |                          |             |  |   |                                   |                                  |                                     |                                |             |             |       |
| 11 | School Committee Member Stipends   | \$36,000                                     | \$36,137               | \$54,000                                     | \$54,000                 |             | \$72,000                                 | \$72,000  | \$0                               | \$72,000                         | \$72,000                            | \$0                            |             |             | a     |
| 12 | School Committee Secretary   | \$10,500                                     | \$20,161               | \$19,000                                     | \$20,000                 |             | \$20,000                                 | \$20,000  | \$0                               | \$20,000                         | \$20,000                            | \$0                            |             |             |       |
| 13 |  |  |                        |  |                          |             |  |   |                                   |                                  |                                     |                                |             |             |       |
| 14 | Total Personnel:   | \$46,500                                     | \$56,298               | \$73,000                                     | \$73,000                 |             | \$92,000                                 | \$92,000  | \$0                               | \$92,000                         | \$92,000                            | \$0                            |             |             |       |
| 15 |  |  |                        |  |                          |             |  |   |                                   |                                  |                                     |                                |             |             |       |
| 16 |  |  |                        |  |                          |             |  |   |                                   |                                  |                                     |                                |             |             |       |
| 17 | Expenses   | \$6,624                                      | \$6,474                | \$5,340                                      | \$5,340                  |             | \$5,340                                  | \$5,340   | \$0                               | \$5,340                          | \$5,340                             | \$0                            |             |             |       |
| 18 | Memberships  | \$3,000                                      | \$2,450                | \$2,450                                      | \$2,450                  |             | \$2,450                                  | \$2,450   | \$0                               | \$2,450                          | \$2,450                             | \$0                            |             |             |       |
| 19 | Subscriptions  | \$4,000                                      | \$3,480                | \$3,500                                      | \$3,480                  |             | \$3,500                                  | \$3,500   | \$0                               | \$3,500                          | \$3,500                             | \$0                            |             |             |       |
| 20 | Supplies   | \$3,000                                      | \$1,213                | \$0  | \$0                      |             | \$0                                      | \$0   | \$0                               | \$0                              | \$0                                 | \$0                            |             |             |       |
| 21 |  |  |                        |  |                          |             |  |   |                                   |                                  |                                     |                                |             |             |       |
| 22 | Total Non-Personnel:   | \$16,624                                     | \$13,617               | \$11,290                                     | \$11,270                 |             | \$11,290                                 | \$11,290  | \$0                               | \$11,290                         | \$11,290                            | \$0                            |             |             |       |
| 23 | Notes:   |  |                        |  |                          |             |  |   |                                   |                                  |                                     |                                |             |             |       |
| 24 | a: School Committee compensation has increased from \$6,000 to \$12,000 as of January 1, 2018. |  |                        |  |                          |             |  |   |                                   |                                  |                                     |                                |             |             |       |
| 25 |  |  |                        |  |                          |             |  |   |                                   |                                  |                                     |                                |             |             |       |
| 26 |  |  |                        |  |                          |             |  |   |                                   |                                  |                                     |                                |             |             |       |
| 27 | TOTAL:   | \$63,124                                     | \$69,915               | \$84,290                                     | \$84,270                 |             | \$103,290                                | \$103,290                                       | \$0                               | \$103,290                        | \$103,290                           | \$0                            |             |             |       |

Approved: School Committee

|    | A  | R  | S                      | T  | U                        | V           | W  | X   | Z                                 | AA                               | AB                                  | AC                              | AD          | AE          | AF    |
|----|--|--|------------------------|--|--------------------------|-------------|--|---|-----------------------------------|----------------------------------|-------------------------------------|---------------------------------|-------------|-------------|-------|
| 1  | Lowell Public Schools<br>Presentation Budget<br>2018-19  |  |                        |  |                          |             |  |   |                                   |                                  |                                     |                                 |             |             |       |
| 2  |  |  |                        |  |                          |             |  |   |                                   |                                  |                                     |                                 |             |             |       |
| 3  |  |  |                        |  |                          |             |  |   |                                   |                                  |                                     |                                 |             |             |       |
| 4  |  |  |                        |  |                          |             |  |   |                                   |                                  |                                     |                                 |             |             |       |
| 5  |  |  |                        |  |                          |             |  |   |                                   |                                  |                                     |                                 |             |             |       |
| 6  |  |  |                        |  |                          |             |  |   |                                   |                                  |                                     |                                 |             |             |       |
|    |  | FY 2017 Initially<br>Approved<br>Budget (GF) | FY 2017<br>Actual (GF) | FY 2018 Initially<br>Approved<br>Budget (GF) | FY 2018<br>Expected (GF) | FY18<br>FTE | FY 2019<br>General Fund<br>Level Service | FY 2019<br>General Fund<br>Including<br>Changes | Revolving<br>Funds/Grant<br>Funds | FY 2019<br>Total Budget<br>Level | FY 2019 Total<br>Proposed<br>Budget | Variance<br>(Columns AB-<br>AA) | FY19<br>FTE | FTE<br>DIFF | Notes |
| 7  | GF = General Fund  |  |                        |  |                          |             |  |   |                                   |                                  |                                     |                                 |             |             |       |
| 28 | 1200: Superintendent   |  |                        |  |                          |             |  |   |                                   |                                  |                                     |                                 |             |             |       |
| 29 | Personnel  |  |                        |  |                          |             |  |   |                                   |                                  |                                     |                                 |             |             |       |
| 30 |  |  |                        |  |                          |             |  |   |                                   |                                  |                                     |                                 |             |             |       |
| 31 | Superintendent of Schools  | \$185,000                                    | \$186,019              | \$194,366                                    | \$194,366                | 1           | \$199,225                                | \$199,225                                       | \$0                               | \$199,225                        | \$199,225                           | \$0                             | 1           | 0           |       |
| 32 | Asst. Supt. of Curriculum & Instruction  | \$139,584                                    | \$123,190              | \$150,000                                    | \$150,000                | 1           | \$154,500                                | \$154,500                                       | \$0                               | \$154,500                        | \$154,500                           | \$0                             | 1           | 0           | a     |
| 34 | Deputy Supt. of Student Support Services   | \$130,244                                    | \$145,414              | \$152,500                                    | \$152,500                | 1           | \$157,075                                | \$157,075                                       | \$0                               | \$157,075                        | \$157,075                           | \$0                             | 1           | 0           |       |
| 35 | Asst. Supt. For Finance/SBA  | \$145,000                                    | \$136,922              | \$150,000                                    | \$150,000                | 1           | \$146,775                                | \$146,775                                       | \$7,725                           | \$154,500                        | \$154,500                           | \$0                             | 1           | 0           | b     |
| 36 | Deputy Supt. Differential  | \$5,000                                      | \$0                    | \$0  | \$0                      | 0           | \$0                                      | \$0   | \$0                               | \$0                              | \$0                                 | \$0                             | 0           | 0           |       |
| 37 | Director of HR   | \$95,476                                     | \$90,660               | \$95,476                                     | \$58,000                 | 1           | \$87,476                                 | \$87,476  | \$8,000                           | \$95,476                         | \$95,476                            | \$0                             | 1           | 0           | c     |
| 38 | Food Service Offset  |  |                        | -\$29,552                                    | -\$29,552                |             |  |   |                                   |                                  |                                     |                                 |             |             |       |
| 39 |  |  |                        |  |                          |             |  |   |                                   |                                  |                                     |                                 |             |             |       |
| 40 | Total Personnel:   | \$700,304                                    | \$682,204              | \$712,790                                    | \$675,314                | 5           | \$745,051                                | \$745,051                                       | \$15,725                          | \$760,776                        | \$760,776                           | \$0                             | 5           | 0           |       |
| 41 |  |  |                        |  |                          |             |  |   |                                   |                                  |                                     |                                 |             |             |       |
| 42 | Non-Personnel  |  |                        |  |                          |             |  |   |                                   |                                  |                                     |                                 |             |             |       |
| 43 |  |  |                        |  |                          |             |  |   |                                   |                                  |                                     |                                 |             |             |       |
| 44 | Advertising  | \$20,000                                     | \$14,224               | \$15,000                                     | \$15,000                 |             | \$15,000                                 | \$15,000  | \$0                               | \$15,000                         | \$15,000                            | \$0                             |             |             |       |
| 45 | Contracted Services (District-Wide)  | \$35,000                                     | \$28,946               | \$23,000                                     | \$23,000                 |             | \$23,000                                 | \$23,000  | \$0                               | \$23,000                         | \$23,000                            | \$0                             |             |             |       |
| 46 | Expenses   | \$5,000                                      | \$7,726                | \$9,500                                      | \$9,500                  |             | \$9,500                                  | \$9,500   | \$0                               | \$9,500                          | \$9,500                             | \$0                             |             |             |       |
| 47 | Memberships  | \$10,500                                     | \$9,988                | \$10,500                                     | \$10,500                 |             | \$10,500                                 | \$10,500  | \$0                               | \$10,500                         | \$10,500                            | \$0                             |             |             |       |
| 48 | In-State Travel (District-Wide)  | \$31,000                                     | \$41,634               | \$31,000                                     | \$31,000                 |             | \$31,000                                 | \$31,000  | \$0                               | \$31,000                         | \$31,000                            | \$0                             |             |             |       |
| 49 | Supplies   | \$12,500                                     | \$13,174               | \$13,500                                     | \$13,500                 |             | \$13,500                                 | \$3,500   | \$0                               | \$13,500                         | \$3,500                             | -\$10,000                       |             |             |       |
| 50 |  |  |                        |  |                          |             |  |   |                                   |                                  |                                     |                                 |             |             |       |
| 51 | Total Non-Personnel:   | \$114,000                                    | \$115,692              | \$102,500                                    | \$102,500                |             | \$102,500                                | \$92,500  | \$0                               | \$102,500                        | \$92,500                            | -\$10,000                       |             |             |       |
| 52 | Notes:   |  |                        |  |                          |             |  |   |                                   |                                  |                                     |                                 |             |             |       |
| 53 |  |  |                        |  |                          |             |  |   |                                   |                                  |                                     |                                 |             |             |       |
| 54 | a: The Assistant Superintendent's salary was \$140,000 in FY 2017. It was prorated to the time she started in the position.  |  |                        |  |                          |             |  |   |                                   |                                  |                                     |                                 |             |             |       |
| 55 | b: The Assistant Superintendent's salary is partially paid from an indirect cost from the Food Service Account.  |  |                        |  |                          |             |  |   |                                   |                                  |                                     |                                 |             |             |       |
| 56 | c: In the spring of 2018, there was a personnel change in the position of Director of HR. The Acting Director of HR is being paid and charged to her Principal salary account. |  |                        |  |                          |             |  |   |                                   |                                  |                                     |                                 |             |             |       |
| 57 |  |  |                        |  |                          |             |  |   |                                   |                                  |                                     |                                 |             |             |       |
| 58 |  |  |                        |  |                          |             |  |   |                                   |                                  |                                     |                                 |             |             |       |
| 59 | TOTAL:   | \$814,304                                    | \$797,896              | \$815,290                                    | \$777,814                | 5           | \$847,551                                | \$837,551                                       | \$15,725                          | \$863,276                        | \$853,276                           | -\$10,000                       | 5           | 0           |       |

Approved: School Committee

|     | A   | R  | S                      | T  | U                        | V           | W  | X   | Z                                 | AA                               | AB                                  | AC                              | AD          | AE          | AF    |
|-----|---|--|------------------------|--|--------------------------|-------------|--|---|-----------------------------------|----------------------------------|-------------------------------------|---------------------------------|-------------|-------------|-------|
| 1   | Lowell Public Schools<br>Presentation Budget<br>2018-19   |  |                        |  |                          |             |  |   |                                   |                                  |                                     |                                 |             |             |       |
| 2   |   |  |                        |  |                          |             |  |   |                                   |                                  |                                     |                                 |             |             |       |
| 3   |   |  |                        |  |                          |             |  |   |                                   |                                  |                                     |                                 |             |             |       |
| 4   |   |  |                        |  |                          |             |  |   |                                   |                                  |                                     |                                 |             |             |       |
| 5   |   |  |                        |  |                          |             |  |   |                                   |                                  |                                     |                                 |             |             |       |
| 6   |   |  |                        |  |                          |             |  |   |                                   |                                  |                                     |                                 |             |             |       |
|     |   | FY 2017 Initially<br>Approved<br>Budget (GF) | FY 2017<br>Actual (GF) | FY 2018 Initially<br>Approved<br>Budget (GF) | FY 2018<br>Expected (GF) | FY18<br>FTE | FY 2019<br>General Fund<br>Level Service | FY 2019<br>General Fund<br>Including<br>Changes | Revolving<br>Funds/Grant<br>Funds | FY 2019<br>Total Budget<br>Level | FY 2019 Total<br>Proposed<br>Budget | Variance<br>(Columns AB-<br>AA) | FY19<br>FTE | FTE<br>DIFF | Notes |
| 7   | GF = General Fund   |  |                        |  |                          |             |  |   |                                   |                                  |                                     |                                 |             |             |       |
| 60  | 1400: Finance and Administrative Services   |  |                        |  |                          |             |  |   |                                   |                                  |                                     |                                 |             |             |       |
| 61  | Personnel   |  |                        |  |                          |             |  |   |                                   |                                  |                                     |                                 |             |             |       |
| 62  |   |  |                        |  |                          |             |  |   |                                   |                                  |                                     |                                 |             |             |       |
| 63  | Assistant Business Manager  | \$90,000                                     | \$45,556               | \$95,476                                     | \$45,000                 | 1           | \$95,000                                 | \$95,000  | \$4,500                           | \$99,500                         | \$99,500                            | \$0                             | 1           | 0           | a     |
| 64  | Assistant HR Director   |  | \$0                    | \$0  | \$0                      | 1           | \$0                                      | \$83,240  | \$0                               | \$0                              | \$83,240                            | \$83,240                        | 1           | 0           | b     |
| 65  | Internal Auditor  |  | \$0                    | \$29,968                                     | \$29,968                 | 1           | \$31,182                                 | \$31,182  | \$31,182                          | \$62,364                         | \$62,364                            | \$0                             | 1           | 0           | c     |
| 66  | Grants Manager  |  | \$0                    | \$0  | \$0                      | 1           | \$0                                      | \$0   | \$71,407                          | \$71,407                         | \$71,407                            | \$0                             | 1           | 0           | d     |
| 67  | Mail Courier  | \$23,318                                     | \$32,023               | \$32,000                                     | \$34,000                 | 1           | \$36,385                                 | \$36,385  | \$0                               | \$36,385                         | \$36,385                            | \$0                             | 1           | 0           |       |
| 68  | Clerical Staff - Central Administration   | \$1,128,229                                  | \$1,215,115            | \$1,163,048                                  | \$1,163,048              | 29          | \$1,134,045                              | \$1,227,237                                     | \$220,010                         | \$1,354,055                      | \$1,447,247                         | \$93,192                        | 29          | 0           | e     |
| 69  | Clerical Substitutes & Overtime   | \$15,000                                     | \$24,555               | \$22,000                                     | \$30,000                 | 0           | \$30,000                                 | \$30,000  | \$0                               | \$30,000                         | \$30,000                            | \$0                             | 0           | 0           |       |
| 70  | Substitute Teacher Calling  | \$15,000                                     | \$15,495               | \$15,000                                     | \$15,000                 | 0           | \$15,000                                 | \$15,000  | \$0                               | \$15,000                         | \$15,000                            | \$0                             | 0           | 0           |       |
| 71  | Counsel for Collective Bargaining   | \$50,000                                     | \$50,007               | \$50,000                                     | \$75,000                 | 1           | \$91,809                                 | \$91,809  | \$0                               | \$91,809                         | \$91,809                            | \$0                             | 1           | 0           | f     |
| 72  | Staff Counsel for Student Services  | \$104,638                                    | \$105,035              | \$104,638                                    | \$105,684                | 2           | \$108,876                                | \$108,876                                       | \$108,876                         | \$217,752                        | \$217,752                           | \$0                             | 2           | 0           | g     |
| 73  | Manager of ICTS   | \$103,599                                    | \$118,375              | \$90,000                                     | \$90,000                 | 1           | \$91,809                                 | \$91,809  | \$0                               | \$91,809                         | \$91,809                            | \$0                             | 1           | 0           | h     |
| 74  | Enterprise Systems Engineer   |  | \$0                    | \$85,000                                     | \$85,850                 | 1           | \$88,443                                 | \$0   | \$0                               | \$88,443                         | \$0                                 | -\$88,443                       | 0           | -1          | i     |
| 75  | Database and Systems Administrator  |  |                        |  |                          | 0           | \$0                                      | \$88,443  | \$0                               | \$0                              | \$88,443                            | \$88,443                        | 1           | 1           |       |
| 76  | Computer Network Manager - K-12   | \$77,848                                     | \$84,201               | \$0  | \$0                      | 0           | \$0                                      | \$0   | \$0                               | \$0                              | \$0                                 | \$0                             | 0           | 0           | j     |
| 77  | Network Manager   | \$67,469                                     | \$68,053               | \$77,848                                     | \$77,848                 | 1           | \$79,413                                 | \$79,413  | \$0                               | \$79,413                         | \$79,413                            | \$0                             | 1           | 0           |       |
| 78  | Assistant Network Manager   |  | \$0                    | \$67,469                                     | \$0                      | 0           | \$0                                      | \$67,469  | \$0                               | \$0                              | \$67,469                            | \$67,469                        | 1           | 1           | k     |
| 79  | Helpdesk Manager  | \$46,704                                     | \$53,164               | \$55,000                                     | \$55,000                 | 1           | \$56,105                                 | \$56,105  | \$0                               | \$56,105                         | \$56,105                            | \$0                             | 1           | 0           |       |
| 80  | District Webmaster  | \$59,979                                     | \$60,209               | \$67,469                                     | \$67,469                 | 1           | \$68,825                                 | \$68,825  | \$0                               | \$68,825                         | \$68,825                            | \$0                             | 1           | 0           |       |
| 81  | Media Technology Support Liaisons - K-12  | \$175,937                                    | \$99,648               | \$0  | \$0                      | 0           | \$0                                      | \$0   | \$0                               | \$0                              | \$0                                 | \$0                             | 0           | 0           | l     |
| 82  | Media Technology Support Liaisons   |  | \$0                    | \$186,831                                    | \$186,831                | 3           | \$166,858                                | \$166,858                                       | \$25,000                          | \$191,858                        | \$191,858                           | \$0                             | 3           | 0           |       |
| 83  | Computer Repair Technician - K-8  |  | \$60,829               |  | \$0                      | 0           | \$0                                      | \$0   | \$0                               | \$0                              | \$0                                 | \$0                             | 0           | 0           |       |
| 84  | Computer Repair Technician - LHS  | \$89,219                                     | \$88,204               |  | \$0                      | 0           | \$0                                      | \$0   | \$0                               | \$0                              | \$0                                 | \$0                             | 0           | 0           |       |
| 85  | Computer Repair Technician - LHS  |  | \$0                    | \$62,176                                     | \$62,798                 | 1           | \$64,695                                 | \$64,695  | \$0                               | \$64,695                         | \$64,695                            | \$0                             | 1           | 0           |       |
| 86  | PT Computer Repair Technician - LHS   |  | \$0                    | \$27,043                                     | \$27,043                 | 0.5         | \$27,043                                 | \$0   | \$0                               | \$27,043                         | \$0                                 | -\$27,043                       | 0           | -0.5        |       |
| 87  | Part-Time Computer Repair Tech (8)  | \$124,740                                    | \$68,507               | \$90,000                                     | \$60,000                 | 1.5         | \$90,000                                 | \$50,000  | \$0                               | \$90,000                         | \$50,000                            | -\$40,000                       | 1           | -0.5        |       |
| 88  | School Website Content Manager Stipends LHS   | \$2,500                                      | \$2,500                | \$2,500                                      | \$2,500                  | 0           | \$2,500                                  | \$2,500   | \$0                               | \$2,500                          | \$2,500                             | \$0                             | 0           | 0           |       |
| 91  | Overtime  |  | \$4,687                | \$0  | \$0                      | 0           | \$0                                      |   | \$0                               | \$0                              | \$0                                 | \$0                             | 0           | 0           |       |
| 92  | Student Database Administrator - K-12   | \$77,848                                     | \$78,148               | \$77,848                                     | \$77,848                 | 1           | \$81,002                                 | \$0   | \$0                               | \$81,002                         | \$0                                 | -\$81,002                       | 0           | -1          | i     |
| 93  | Data Analyst's  |  | \$0                    |  | \$0                      | 2           | \$0                                      | \$46,822  | \$46,822                          | \$46,822                         | \$93,644                            | \$46,822                        | 2           | 0           | m     |
| 94  | Scheduler - LHS   | \$78,626                                     | \$78,929               | \$78,626                                     | \$79,412                 | 1           | \$81,811                                 | \$81,811  | \$0                               | \$81,811                         | \$81,811                            | \$0                             | 1           | 0           |       |
| 95  | Food Service Offset   | -\$394,699                                   | \$0                    | -\$190,273                                   | -\$190,273               |             | \$0                                      | \$0   | \$0                               | \$0                              | \$0                                 | \$0                             |             | 0           |       |
| 96  |   |  |                        |  |                          |             |  |   |                                   |                                  |                                     |                                 |             |             |       |
| 97  | Total Personnel:  | \$1,935,955                                  | \$2,353,239            | \$2,289,667                                  | \$2,180,026              | 52          | \$2,440,801                              | \$2,583,479                                     | \$507,797                         | \$2,948,598                      | \$3,091,276                         | \$142,678                       | 51          | -1.0        |       |
| 98  | Notes:  |  |                        |  |                          |             |  |   |                                   |                                  |                                     |                                 |             |             |       |
| 99  | a: The Assistant Businer Manager position was vacated in October of 2017. The position was not replaced initially to reduce costs in 2017-18. In 2018-19 a portion of the salary is paid by the food service account. |  |                        |  |                          |             |  |   |                                   |                                  |                                     |                                 |             |             |       |
| 100 | The Assistant Business Manager position will be combined with the position of the transportation manager to save approximately \$60,000. The Food Service Account will fund \$4,500.                                  |  |                        |  |                          |             |  |   |                                   |                                  |                                     |                                 |             |             |       |
| 101 | In 2016-17 the year-to-date salary expense was lower, because the position began in October of 2016 and was partially offset by the food service account.   |  |                        |  |                          |             |  |   |                                   |                                  |                                     |                                 |             |             |       |
| 102 | b: The Assistant Director of HR was paid from the Title 1 Grant this year. In 2018-19 the District will fund the position from the general fund. The Title 1 grant has been cut by \$1 million.                       |  |                        |  |                          |             |  |   |                                   |                                  |                                     |                                 |             |             |       |
| 103 | c: The Internal Auditor position is funded 50% from the general fund and 50% from grants.   |  |                        |  |                          |             |  |   |                                   |                                  |                                     |                                 |             |             |       |

Approved: School Committee

|     | A  | R  | S                      | T  | U                        | V           | W  | X   | Z                                 | AA                               | AB                                  | AC                             | AD          | AE          | AF    |
|-----|--|--|------------------------|--|--------------------------|-------------|--|---|-----------------------------------|----------------------------------|-------------------------------------|--------------------------------|-------------|-------------|-------|
| 1   | Lowell Public Schools<br>Presentation Budget<br>2018-19  |  |                        |  |                          |             |  |   |                                   |                                  |                                     |                                |             |             |       |
| 2   |  |  |                        |  |                          |             |  |   |                                   |                                  |                                     |                                |             |             |       |
| 3   |  |  |                        |  |                          |             |  |   |                                   |                                  |                                     |                                |             |             |       |
| 4   |  |  |                        |  |                          |             |  |   |                                   |                                  |                                     |                                |             |             |       |
| 5   |  |  |                        |  |                          |             |  |   |                                   |                                  |                                     |                                |             |             |       |
| 6   |  |  |                        |  |                          |             |  |   |                                   |                                  |                                     |                                |             |             |       |
|     |  |  |                        |  |                          |             |  |   |                                   |                                  |                                     |                                |             |             |       |
| 7   | GF = General Fund  | FY 2017 Initially<br>Approved<br>Budget (GF) | FY 2017<br>Actual (GF) | FY 2018 Initially<br>Approved<br>Budget (GF) | FY 2018<br>Expected (GF) | FY18<br>FTE | FY 2019<br>General Fund<br>Level Service | FY 2019<br>General Fund<br>Including<br>Changes | Revolving<br>Funds/Grant<br>Funds | FY 2019<br>Total Budget<br>Level | FY 2019 Total<br>Proposed<br>Budget | Variance<br>(Columns AB<br>AA) | FY19<br>FTE | FTE<br>DIFF | Notes |
| 104 | d: The Grants Manager is paid from grant accounts. This budget year grant budgets are included under the column Grants Funds   |  |                        |  |                          |             |  |   |                                   |                                  |                                     |                                |             |             |       |
| 105 | e: Central Administration Clerical Staff decreased in 2017-18, because 3 secretarial positions were reduced from retirements in 2016-17. \$25,000 in 2018-19 will be funded by Food Service Account. |  |                        |  |                          |             |  |   |                                   |                                  |                                     |                                |             |             |       |
| 106 | f: The Legal Counsel position expanded duties mid-year in 2017-18 to include general counsel duties as well as labor issues (salary increased from \$50,000 to \$90,000).                            |  |                        |  |                          |             |  |   |                                   |                                  |                                     |                                |             |             |       |
| 107 | g: Half of the Student Support Counsel's salary is paid through a Special Education Grant.   |  |                        |  |                          |             |  |   |                                   |                                  |                                     |                                |             |             |       |
| 108 | h: The Director of Technology ICTS resigned July 2016; his position was replaced with a Manager of ICTS.   |  |                        |  |                          |             |  |   |                                   |                                  |                                     |                                |             |             |       |
| 109 | i: The District is combining the Enterprise Engineer and Student Database Administrator into one job position named Database and Systems Administrator.  |  |                        |  |                          |             |  |   |                                   |                                  |                                     |                                |             |             |       |
| 110 | j: The Computer Network Manager changed to the Network Manager position in 2017-18.  |  |                        |  |                          |             |  |   |                                   |                                  |                                     |                                |             |             |       |
| 111 | k: The Assistant Network Manager earned \$65,000 in 2015-16, but was offset by the Food Service Account. In 2017-18, the position was not refilled due to budget concerns.                           |  |                        |  |                          |             |  |   |                                   |                                  |                                     |                                |             |             |       |
| 112 | l: There were three Media Technology Support Liasons positions (MTSL) budgeted at \$175,938 in 2016-17, however, two MTSL have resigned and were not replaced in 2016-17.                            |  |                        |  |                          |             |  |   |                                   |                                  |                                     |                                |             |             |       |
| 113 | m: Data Analysts are paid from a grant.  |  |                        |  |                          |             |  |   |                                   |                                  |                                     |                                |             |             |       |
| 114 | Non-Personnel  |  |                        |  |                          |             |  |   |                                   |                                  |                                     |                                |             |             |       |
| 115 |  |  |                        |  |                          |             |  |   |                                   |                                  |                                     |                                |             |             |       |
| 116 |  |  |                        |  |                          |             |  |   |                                   |                                  |                                     |                                |             |             |       |
| 117 | Photocopier Maintenance/Service  | \$185,000                                    | \$45,506               | \$50,000                                     | \$25,000                 |             | \$50,000                                 | \$25,000  | \$0                               | \$50,000                         | \$25,000                            | -\$25,000                      |             |             | a     |
| 118 | Photocopier Purchase   | \$95,000                                     | \$167,599              | \$70,000                                     | \$87,000                 |             | \$70,000                                 | \$52,000  | \$0                               | \$70,000                         | \$52,000                            | -\$18,000                      |             |             |       |
| 119 | Postage  | \$50,000                                     | \$47,859               | \$50,000                                     | \$50,000                 |             | \$50,000                                 | \$50,000  | \$0                               | \$50,000                         | \$50,000                            | \$0                            |             |             |       |
| 120 | Printing & Binding   | \$50,000                                     | \$31,974               | \$40,000                                     | \$15,000                 |             | \$40,000                                 | \$15,000  | \$0                               | \$40,000                         | \$15,000                            | -\$25,000                      |             |             |       |
| 121 | Contracted Services - Financial Audit  | \$45,000                                     | \$21,900               | \$35,000                                     | \$35,000                 |             | \$35,000                                 | \$35,000  | \$0                               | \$35,000                         | \$35,000                            | \$0                            |             |             |       |
| 122 | Contracted Services - Legal  | \$10,000                                     | \$3,083                | \$70,000                                     | \$15,000                 |             | \$70,000                                 | \$5,000   | \$0                               | \$70,000                         | \$5,000                             | -\$65,000                      |             |             | b     |
| 123 | Contracted Services - HR   | \$0  | \$0                    | \$0  | \$0                      |             | \$0                                      | \$35,000  | \$0                               | \$0                              | \$35,000                            | \$35,000                       |             |             | c     |
| 124 | Computer Contracted Services - Admin.  | \$150,000                                    | \$123,822              | \$28,000                                     | \$28,000                 |             | \$28,000                                 | \$28,000  | \$0                               | \$28,000                         | \$28,000                            | \$0                            |             |             |       |
| 125 | Computer Hardware - Admin.   | \$50,000                                     | \$41,376               | \$51,000                                     | \$51,000                 |             | \$51,000                                 | \$51,000  | \$0                               | \$51,000                         | \$51,000                            | \$0                            |             |             |       |
| 126 | Computer Software - Admin.   | \$204,400                                    | \$202,588              | \$204,000                                    | \$324,302                |             | \$204,000                                | \$204,000                                       | \$0                               | \$204,000                        | \$204,000                           | \$0                            |             |             |       |
| 127 | Data Processing Forms/Supplies   | \$15,000                                     | \$11,581               | \$15,000                                     | \$17,000                 |             | \$15,000                                 | \$15,000  | \$0                               | \$15,000                         | \$15,000                            | \$0                            |             |             |       |
| 128 | Internet Service Provider  | \$125,000                                    | \$59,212               | \$125,000                                    | \$125,000                |             | \$125,000                                | \$125,000                                       | \$0                               | \$125,000                        | \$125,000                           | \$0                            |             |             | d     |
| 129 | Recruitment Expenses/Advertising   | \$30,000                                     | \$18,877               | \$30,000                                     | \$30,000                 |             | \$30,000                                 | \$30,000  | \$0                               | \$30,000                         | \$30,000                            | \$0                            |             |             |       |
| 130 | Program & Analytical Services  | \$75,000                                     | \$24,000               | \$75,000                                     | \$30,000                 |             | \$75,000                                 | \$30,000  | \$0                               | \$75,000                         | \$30,000                            | -\$45,000                      |             |             |       |
| 131 |  |  |                        |  |                          |             |  |   | \$0                               | \$0                              | \$0                                 | \$0                            |             |             |       |
| 132 | Total Non-Personnel:   | \$1,084,400                                  | \$799,377              | \$843,000                                    | \$832,302                |             | \$843,000                                | \$700,000                                       | \$0                               | \$843,000                        | \$700,000                           | -\$143,000                     |             |             |       |
| 133 | Notes:   |  |                        |  |                          |             |  |   |                                   |                                  |                                     |                                |             |             |       |
| 134 | a: The District is phasing out the Cannon copiers and replacing them with Ricoh machines with less warranty expenses.  |  |                        |  |                          |             |  |   |                                   |                                  |                                     |                                |             |             |       |
| 135 | b: Legal fees are estimated to be less in 2018-19.   |  |                        |  |                          |             |  |   |                                   |                                  |                                     |                                |             |             |       |
| 136 | c: The Superintendent requested a systems audit in the fall of 2018 to improve efficiency in the HR and Payroll offices.   |  |                        |  |                          |             |  |   |                                   |                                  |                                     |                                |             |             |       |
| 137 | d: During the last two years the costs for internet service has decreased. Excess budget had been transferred annually for other budget needs during the annual closing process.                     |  |                        |  |                          |             |  |   |                                   |                                  |                                     |                                |             |             |       |
| 138 |  |  |                        |  |                          |             |  |   |                                   |                                  |                                     |                                |             |             |       |
| 139 | TOTAL:   | \$3,020,355                                  | \$3,152,616            | \$3,132,667                                  | \$3,012,328              | 52          | \$3,283,801                              | \$3,283,479                                     | \$ 507,797                        | \$ 3,791,598                     | \$ 3,791,276                        | -\$322                         | 51          | -1.0        |       |

Approved: School Committee



|     | A   | R  | S                      | T  | U                        | V           | W  | X   | Z                                 | AA                               | AB                                  | AC                              | AD          | AE          | AF    |
|-----|---|--|------------------------|--|--------------------------|-------------|--|---|-----------------------------------|----------------------------------|-------------------------------------|---------------------------------|-------------|-------------|-------|
| 1   | Lowell Public Schools<br>Presentation Budget<br>2018-19   |  |                        |  |                          |             |  |   |                                   |                                  |                                     |                                 |             |             |       |
| 2   |   |  |                        |  |                          |             |  |   |                                   |                                  |                                     |                                 |             |             |       |
| 3   |   |  |                        |  |                          |             |  |   |                                   |                                  |                                     |                                 |             |             |       |
| 4   |   |  |                        |  |                          |             |  |   |                                   |                                  |                                     |                                 |             |             |       |
| 5   |   |  |                        |  |                          |             |  |   |                                   |                                  |                                     |                                 |             |             |       |
| 6   |   |  |                        |  |                          |             |  |   |                                   |                                  |                                     |                                 |             |             |       |
|     |   |  |                        |  |                          |             |  |   |                                   |                                  |                                     |                                 |             |             |       |
|     |   |  |                        |  |                          |             |  |   |                                   |                                  |                                     |                                 |             |             |       |
| 7   | GF = General Fund   | FY 2017 Initially<br>Approved<br>Budget (GF) | FY 2017<br>Actual (GF) | FY 2018 Initially<br>Approved<br>Budget (GF) | FY 2018<br>Expected (GF) | FY18<br>FTE | FY 2019<br>General Fund<br>Level Service | FY 2019<br>General Fund<br>Including<br>Changes | Revolving<br>Funds/Grant<br>Funds | FY 2019<br>Total Budget<br>Level | FY 2019 Total<br>Proposed<br>Budget | Variance<br>(Columns AB-<br>AA) | FY19<br>FTE | FTE<br>DIFF | Notes |
| 140 | 2100: Department Heads / Supervisors  |  |                        |  |                          |             |  |   |                                   |                                  |                                     |                                 |             |             |       |
| 141 | Personnel   |  |                        |  |                          |             |  |   |                                   |                                  |                                     |                                 |             |             |       |
| 142 |   |  |                        |  |                          |             |  |   |                                   |                                  |                                     |                                 |             |             |       |
| 143 | Director of Curriculum & Instruction - LHS  | \$110,523                                    | \$110,860              | \$110,523                                    | \$111,628                | 1           | \$114,999                                | \$0   | \$0                               | \$114,999                        | \$0                                 | -\$114,999                      | 0           | -1          | a     |
| 144 | Coordinator of Student Support Services - LHS   | \$115,903                                    | \$116,255              | \$115,903                                    | \$117,062                | 1           | \$120,597                                | \$120,597                                       | \$0                               | \$120,597                        | \$120,597                           | \$0                             | 1           | 0           |       |
| 145 | Discipline & Operations Specialist - LHS  | \$99,329                                     | \$101,587              | \$99,329                                     | \$100,322                | 1           | \$103,352                                | \$103,352                                       | \$0                               | \$103,352                        | \$103,352                           | \$0                             | 1           | 0           |       |
| 146 | Academic Chair - English  | \$109,294                                    | \$109,295              | \$109,294                                    | \$110,387                | 1           | \$113,721                                | \$113,721                                       | \$0                               | \$113,721                        | \$113,721                           | \$0                             | 1           | 0           |       |
| 148 | Academic Chair - Fine Arts - LHS  | \$114,441                                    | \$114,441              | \$114,441                                    | \$115,585                | 1           | \$119,076                                | \$119,076                                       | \$0                               | \$119,076                        | \$119,076                           | \$0                             | 1           | 0           |       |
| 149 | Academic Chair - Mathematics  | \$102,766                                    | \$102,767              | \$102,766                                    | \$103,794                | 1           | \$106,928                                | \$106,928                                       | \$0                               | \$106,928                        | \$106,928                           | \$0                             | 1           | 0           |       |
| 150 | Academic Chair - Physical Education - LHS   | \$56,315                                     | \$56,315               | \$56,315                                     | \$56,878                 | 1           | \$58,835                                 | \$58,835  | \$0                               | \$58,835                         | \$58,835                            | \$0                             | 1           | 0           |       |
| 151 | Academic Chair - Science - LHS  | \$109,294                                    | \$109,295              | \$109,294                                    | \$110,387                | 1           | \$113,721                                | \$113,721                                       | \$0                               | \$113,721                        | \$113,721                           | \$0                             | 1           | 0           |       |
| 152 | Academic Chair - Social Studies - LHS   | \$105,256                                    | \$105,256              | \$106,367                                    | \$107,431                | 1           | \$110,675                                | \$110,675                                       | \$0                               | \$110,675                        | \$110,675                           | \$0                             | 1           | 0           |       |
| 153 | Academic Chair - Special Education - LHS  | \$111,512                                    | \$111,512              | \$102,766                                    | \$101,534                | 1           | \$104,600                                | \$104,600                                       | \$0                               | \$104,600                        | \$104,600                           | \$0                             | 1           | 0           |       |
| 154 | Academic Chair -World Language - LHS  | \$107,478                                    | \$107,478              | \$107,478                                    | \$108,553                | 1           | \$111,831                                | \$111,831                                       | \$0                               | \$111,831                        | \$111,831                           | \$0                             | 1           | 0           |       |
| 155 | Director of Special Education   | \$123,504                                    | \$124,785              | \$123,504                                    | \$124,739                | 1           | \$131,084                                | \$131,084                                       | \$0                               | \$131,084                        | \$131,084                           | \$0                             | 1           | 0           |       |
| 156 | Assistant Director of Special Education   | \$0  | \$0                    | \$0  | \$0                      | 1           | \$0                                      | \$0   | \$107,799                         | \$107,799                        | \$107,799                           | \$0                             | 1           | 0           | b     |
| 157 | Coordinator of Mathematics  | \$103,922                                    | \$110,091              | \$103,922                                    | \$106,084                | 1           | \$109,287                                | \$109,287                                       | \$0                               | \$109,287                        | \$109,287                           | \$0                             | 1           | 0           | c     |
| 158 | Coordinator of English Language Arts  | \$99,209                                     | \$99,510               | \$99,209                                     | \$100,201                | 1           | \$103,227                                | \$103,227                                       | \$0                               | \$103,227                        | \$103,227                           | \$0                             | 1           | 0           |       |
| 159 | Coordinator of Science  | \$106,144                                    | \$106,467              | \$106,144                                    | \$107,205                | 1           | \$110,443                                | \$110,443                                       | \$0                               | \$110,443                        | \$110,443                           | \$0                             | 1           | 0           |       |
| 160 | Coordinator of Special Programs   |  | \$0                    | \$0  | \$0                      | 1           | \$0                                      | \$0   | \$112,319                         | \$112,319                        | \$112,319                           | \$0                             | 1           | 0           |       |
| 161 | Coordinator Research, Testing & Assessment  | \$107,947                                    | \$107,844              | \$107,947                                    | \$109,026                | 1           | \$112,319                                | \$112,319                                       | \$0                               | \$112,319                        | \$112,319                           | \$0                             | 1           | 0           |       |
| 162 | Director of Accountability  | \$0  | \$0                    | \$0  | \$0                      | 1           | \$0                                      | \$0   | \$127,227                         | \$127,227                        | \$127,227                           | \$0                             | 1           | 0           |       |
| 163 |   |  |                        |  |                          |             |  |   |                                   |                                  |                                     |                                 |             |             |       |
| 164 | Total Personnel:  | \$1,682,837                                  | \$1,693,758            | \$1,675,202                                  | \$1,690,818              | 19          | \$1,744,695                              | \$1,629,696                                     | \$347,345                         | \$2,092,040                      | \$1,977,041                         | -\$115,000                      | 17          | -1.0        |       |
| 165 | Notes:  |  |                        |  |                          |             |  |   |                                   |                                  |                                     |                                 |             |             |       |
| 166 | a: The position of Director of Curriculum & Instruction at the High School will be eliminated for 2018-19. The duties will be picked up by the Head of School and the Assistant Superintendent of Curriculum, Instruction & Assessment. |  |                        |  |                          |             |  |   |                                   |                                  |                                     |                                 |             |             |       |
| 167 | b: In 2018-19, grant funded positions are included to reflect all of the positions in one document.   |  |                        |  |                          |             |  |   |                                   |                                  |                                     |                                 |             |             |       |
| 168 | c: In 2016-17, the actual budget contained a July payment for a 2nd Math Coordinator to finish out the end of the contract.   |  |                        |  |                          |             |  |   |                                   |                                  |                                     |                                 |             |             |       |
| 169 |   |  |                        |  |                          |             |  |   |                                   |                                  |                                     |                                 |             |             |       |
| 170 |   |  |                        |  |                          |             |  |   |                                   |                                  |                                     |                                 |             |             |       |
| 171 | TOTAL:  | \$1,682,837                                  | \$1,693,758            | \$1,675,202                                  | \$1,690,818              | 19          | \$1,744,695                              | \$1,629,696                                     | \$347,345                         | \$2,092,040                      | \$1,977,041                         | -\$115,000                      | 17          | -1.0        |       |

Approved: School Committee

|     | A  | R  | S                      | T  | U                        | V           | W  | X   | Z                                 | AA                               | AB                                  | AC                             | AD          | AE          | AF    |
|-----|--|--|------------------------|--|--------------------------|-------------|--|---|-----------------------------------|----------------------------------|-------------------------------------|--------------------------------|-------------|-------------|-------|
| 1   | <div>Lowell Public Schools</div> <div>Presentation Budget</div> <div>2018-19</div>   |  |                        |  |                          |             |  |   |                                   |                                  |                                     |                                |             |             |       |
| 2   |  |  |                        |  |                          |             |  |   |                                   |                                  |                                     |                                |             |             |       |
| 3   |  |  |                        |  |                          |             |  |   |                                   |                                  |                                     |                                |             |             |       |
| 4   |  |  |                        |  |                          |             |  |   |                                   |                                  |                                     |                                |             |             |       |
| 5   |  |  |                        |  |                          |             |  |   |                                   |                                  |                                     |                                |             |             |       |
| 6   |  |  |                        |  |                          |             |  |   |                                   |                                  |                                     |                                |             |             |       |
| 7   | GF = General Fund  | FY 2017 Initially<br>Approved<br>Budget (GF) | FY 2017<br>Actual (GF) | FY 2018 Initially<br>Approved<br>Budget (GF) | FY 2018<br>Expected (GF) | FY18<br>FTE | FY 2019<br>General Fund<br>Level Service | FY 2019<br>General Fund<br>Including<br>Changes | Revolving<br>Funds/Grant<br>Funds | FY 2019<br>Total Budget<br>Level | FY 2019 Total<br>Proposed<br>Budget | Variance<br>(Columns AB<br>AA) | FY19<br>FTE | FTE<br>DIFF | Notes |
| 172 | <b>2100: Principals</b>  |  |                        |  |                          |             |  |   |                                   |                                  |                                     |                                |             |             |       |
| 173 | <b>Personnel</b>   |  |                        |  |                          |             |  |   |                                   |                                  |                                     |                                |             |             |       |
| 174 |  |  |                        |  |                          |             |  |   |                                   |                                  |                                     |                                |             |             |       |
| 175 | Head of School   | \$135,929                                    | \$144,424              | \$145,621                                    | \$140,000                | 1           | \$145,670                                | \$145,670                                       | \$0                               | \$145,670                        | \$145,670                           | \$0                            | 1           | 0           |       |
| 176 | House Deans - LHS  | \$435,551                                    | \$437,446              | \$439,668                                    | \$454,930                | 4           | \$468,671                                | \$468,671                                       | \$0                               | \$468,671                        | \$468,671                           | \$0                            | 4           | 0           |       |
| 177 | Director of the Freshman Academy - LHS   | \$107,936                                    | \$107,935              | \$107,936                                    | \$109,014                | 1           | \$112,308                                | \$112,308                                       | \$0                               | \$112,308                        | \$112,308                           | \$0                            | 1           | 0           |       |
| 178 | Student Services Specialist -Freshman Acad.  | \$94,013                                     | \$94,013               | \$94,013                                     | \$94,953                 | 1           | \$97,821                                 | \$97,821  | \$0                               | \$97,821                         | \$97,821                            | \$0                            | 1           | 0           |       |
| 179 | Principals   | \$2,413,315                                  | \$2,501,266            | \$2,494,872                                  | \$2,558,464              | 21          | \$2,633,031                              | \$2,633,031                                     | \$0                               | \$2,633,031                      | \$2,633,031                         | \$0                            | 21          | 0           |       |
| 180 | Assistant Principals   | \$2,015,660                                  | \$2,044,237            | \$2,014,896                                  | \$2,075,929              | 19          | \$2,141,244                              | \$2,246,244                                     | \$0                               | \$2,141,244                      | \$2,246,244                         | \$105,000                      | 20          | 1           | a     |
| 181 | Alternative School Principal- Cardinal   | \$99,883                                     | \$99,884               | \$99,883                                     | \$120,745                | 1           | \$123,160                                | \$0   | \$0                               | \$123,160                        | \$0                                 | -\$123,160                     | 0           | -1          | a     |
| 182 | Alternative School Coordinator - Laura Lee   | \$106,160                                    | \$100,835              | \$102,811                                    | \$97,627                 | 1           | \$100,576                                | \$100,576                                       | \$0                               | \$100,576                        | \$100,576                           | \$0                            | 1           | 0           |       |
| 183 | Alternative School Principal - Career Academy  | \$0  | \$0                    | \$98,899                                     | \$110,654                | 1           | \$113,996                                | \$113,996                                       | \$0                               | \$113,996                        | \$113,996                           | \$0                            | 1           | 0           |       |
| 184 | Alternative School Coordinator - CSA Day School  | \$98,899                                     | \$98,899               | \$90,637                                     | \$108,922                | 1           | \$112,283                                | \$112,283                                       | \$0                               | \$112,283                        | \$112,283                           | \$0                            | 1           | 0           |       |
| 185 | Alternative School Coordinator - Leblanc   | \$0  | \$0                    | \$0  | \$0                      | 1           | \$0                                      | \$0   | \$106,257                         | \$106,257                        | \$106,257                           | \$0                            | 1           | 0           | b     |
| 186 | Alternative School Principal - BRIDGE  | \$90,637                                     | \$90,637               | \$90,637                                     | \$113,769                | 1           | \$117,205                                | \$117,205                                       | \$0                               | \$117,205                        | \$117,205                           | \$0                            | 1           | 0           |       |
| 187 | Social Worker - BRIDGE   | \$75,641                                     | \$75,641               | \$75,641                                     | \$84,000                 | 1           | \$87,597                                 | \$87,597  | \$0                               | \$87,597                         | \$87,597                            | \$0                            | 1           | 0           |       |
| 188 | Community Schools Program Manager  | \$0  | \$0                    | \$0  | \$0                      | 1           | \$0                                      | \$0   | \$83,240                          | \$83,240                         | \$83,240                            | \$0                            | 1           | 0           | c     |
| 189 | Director of Alternative Education  | \$109,572                                    | \$127,173              | \$0  | \$0                      | 0           | \$0                                      | \$0   | \$0                               | \$0                              | \$0                                 | \$0                            | 0           | 0           |       |
| 190 | Title 1 Director   | \$0  | \$0                    | \$0  | \$0                      | 1           | \$118,878                                | \$29,720  | \$0                               | \$118,878                        | \$29,720                            | -\$89,159                      | 0           | -1          | d     |
| 191 | School Clerks  | \$1,518,863                                  | \$1,670,054            | \$1,674,457                                  | \$1,674,854              | 40          | \$1,724,255                              | \$1,638,097                                     | \$48,180                          | \$1,772,435                      | \$1,686,277                         | -\$86,158                      | 38          | -2          | e     |
| 192 | Bursar/Financial Specialist - LHS  | \$46,348                                     | \$46,526               | \$46,348                                     | \$46,348                 | 1           | \$48,225                                 | \$48,225  | \$0                               | \$48,225                         | \$48,225                            | \$0                            | 1           | 0           |       |
| 193 | Principal Merit Increases  | \$60,222                                     | \$0                    | \$0  | \$0                      |             | \$0                                      | \$0   | \$0                               | \$0                              | \$0                                 | \$0                            |             |             |       |
| 194 |  |  |                        |  |                          |             |  |   |                                   |                                  |                                     |                                |             |             |       |
| 195 | <i>Total Personnel:</i>  | \$7,408,629                                  | \$7,638,970            | \$7,576,319                                  | \$7,790,209              | 97          | \$8,144,920                              | \$7,951,444                                     | \$237,677                         | \$8,382,597                      | \$8,189,121                         | -\$193,477                     | 94          | -3          |       |
| 196 | <b>Notes:</b>  |  |                        |  |                          |             |  |   |                                   |                                  |                                     |                                |             |             |       |
| 197 | a: One new Assistant Principal will be added for the Rogers STEM Academy to account for the newly added classes. The Rogers STEM Academy will have the largest school enrollment after the High School.            |  |                        |  |                          |             |  |   |                                   |                                  |                                     |                                |             |             |       |
| 198 | b: The Leblanc Coordinator is paid from grant funds.   |  |                        |  |                          |             |  |   |                                   |                                  |                                     |                                |             |             |       |
| 199 | c: This position is paid from a grant.   |  |                        |  |                          |             |  |   |                                   |                                  |                                     |                                |             |             |       |
| 200 | d: Title 1 Director is cut as of September 30, 2018, because of the reduction in Title 1 funding. These duties will be compensated by a stipend to an existing staff position or by hiring a part-time consultant. |  |                        |  |                          |             |  |   |                                   |                                  |                                     |                                |             |             |       |
| 201 | e: Two clerical staff from the high school are reduced. One additional clerk is paid through grant funds.  |  |                        |  |                          |             |  |   |                                   |                                  |                                     |                                |             |             |       |
| 202 |  |  |                        |  |                          |             |  |   |                                   |                                  |                                     |                                |             |             |       |
| 203 | <b>TOTAL:</b>  | \$7,408,629                                  | \$7,638,970            | \$7,576,319                                  | \$7,790,209              | 97          | \$8,144,920                              | \$7,951,444                                     | \$237,677                         | \$8,382,597                      | \$8,189,121                         | -\$193,477                     | 94          | -3          |       |

Approved: School Committee

|     | A   | R  | S                      | T  | U                        | V           | W  | X   | Z                                 | AA                               | AB                                  | AC                             | AD          | AE          | AF    |
|-----|---|--|------------------------|--|--------------------------|-------------|--|---|-----------------------------------|----------------------------------|-------------------------------------|--------------------------------|-------------|-------------|-------|
| 1   | <div>Lowell Public Schools</div> <div>Presentation Budget</div> <div>2018-19</div>  |  |                        |  |                          |             |  |   |                                   |                                  |                                     |                                |             |             |       |
| 2   |   |  |                        |  |                          |             |  |   |                                   |                                  |                                     |                                |             |             |       |
| 3   |   |  |                        |  |                          |             |  |   |                                   |                                  |                                     |                                |             |             |       |
| 4   |   |  |                        |  |                          |             |  |   |                                   |                                  |                                     |                                |             |             |       |
| 5   |   |  |                        |  |                          |             |  |   |                                   |                                  |                                     |                                |             |             |       |
| 6   |   |  |                        |  |                          |             |  |   |                                   |                                  |                                     |                                |             |             |       |
| 7   | GF = General Fund   | FY 2017 Initially<br>Approved<br>Budget (GF) | FY 2017<br>Actual (GF) | FY 2018 Initially<br>Approved<br>Budget (GF) | FY 2018<br>Expected (GF) | FY18<br>FTE | FY 2019<br>General Fund<br>Level Service | FY 2019<br>General Fund<br>Including<br>Changes | Revolving<br>Funds/Grant<br>Funds | FY 2019<br>Total Budget<br>Level | FY 2019 Total<br>Proposed<br>Budget | Variance<br>(Columns AB<br>AA) | FY19<br>FTE | FTE<br>DIFF | Notes |
| 204 | <b>2300: Regular Education Instruction</b>  |  |                        |  |                          |             |  |   |                                   |                                  |                                     |                                |             |             |       |
| 205 | <b>Classroom</b>  |  |                        |  |                          |             |  |   |                                   |                                  |                                     |                                |             |             |       |
| 206 |   |  |                        |  |                          |             |  |   |                                   |                                  |                                     |                                |             |             |       |
| 207 | Pre-K Teachers  | \$1,698,438                                  | \$1,589,178            | \$1,701,507                                  | \$1,651,787              | 21          | \$1,776,419                              | \$1,857,800                                     | \$0                               | \$1,776,419                      | \$1,857,800                         | \$81,381                       | 23          | 2           | a     |
| 209 | Elementary Classroom Teachers   | \$19,785,880                                 | \$19,290,496           | \$19,707,005                                 | \$19,786,768             | 265         | \$20,552,891                             | \$20,612,891                                    | \$0                               | \$20,552,891                     | \$20,612,891                        | \$60,000                       | 266         | 1           | b     |
| 210 | English Language Learner Teachers   | \$4,166,433                                  | \$4,022,528            | \$4,224,860                                  | \$4,323,682              | 58          | \$4,530,363                              | \$4,530,363                                     | \$0                               | \$4,530,363                      | \$4,530,363                         | \$0                            | 58          | 0           |       |
| 211 | Middle School Teachers  | \$6,328,671                                  | \$5,290,754            | \$6,627,990                                  | \$6,072,070              | 90          | \$6,714,632                              | \$6,594,632                                     | \$0                               | \$6,714,632                      | \$6,594,632                         | -\$120,000                     | 88          | -2          | c     |
| 212 | Mathematics Teachers  | \$5,893,047                                  | \$6,276,444            | \$5,898,035                                  | \$5,899,799              | 82          | \$6,314,922                              | \$6,129,218                                     | \$0                               | \$6,314,922                      | \$6,129,218                         | -\$185,704                     | 80          | -2          | d     |
| 213 | Science Teachers  | \$3,876,896                                  | \$3,579,998            | \$3,746,267                                  | \$3,712,420              | 50          | \$3,810,392                              | \$3,810,392                                     | \$0                               | \$3,810,392                      | \$3,810,392                         | \$0                            | 50          | 0           | e     |
| 214 | Social Studies Teachers   | \$3,341,855                                  | \$3,304,577            | \$3,297,742                                  | \$3,306,533              | 44          | \$3,444,055                              | \$3,384,055                                     | \$0                               | \$3,444,055                      | \$3,384,055                         | -\$60,000                      | 43          | -1          | f     |
| 215 | English Teachers  | \$6,069,066                                  | \$6,624,589            | \$6,153,830                                  | \$6,377,199              | 85          | \$6,599,240                              | \$6,239,240                                     | \$0                               | \$6,599,240                      | \$6,239,240                         | -\$360,000                     | 77          | -8          | g     |
| 216 | Foreign Language Teachers   | \$1,342,819                                  | \$1,352,503            | \$1,327,353                                  | \$1,361,326              | 17          | \$1,388,479                              | \$1,388,479                                     | \$0                               | \$1,388,479                      | \$1,388,479                         | \$0                            | 17          | 0           |       |
| 217 | Business Education Teachers   | \$379,637                                    | \$300,264              | \$387,141                                    | \$395,933                | 5           | \$413,319                                | \$413,319                                       | \$0                               | \$413,319                        | \$413,319                           | \$0                            | 5           | 0           |       |
| 218 | In-House Suspension Teachers  | \$129,408                                    | \$135,718              | \$142,358                                    | \$143,782                | 2           | \$95,032                                 | \$95,032  | \$60,000                          | \$155,032                        | \$155,032                           | \$0                            | 2           | 0           | h     |
| 219 | Native Language Support Teachers  | \$80,514                                     | \$80,515               | \$82,419                                     | \$83,243                 | 1           | \$86,150                                 | \$86,150  | \$0                               | \$86,150                         | \$86,150                            | \$0                            | 1           | 0           |       |
| 220 | Substitute Teachers - Day-to-Day  | \$1,200,000                                  | \$1,114,256            | \$1,198,105                                  | \$1,200,000              | 0           | \$1,200,000                              | \$1,200,000                                     | \$0                               | \$1,200,000                      | \$1,200,000                         | \$0                            | 0           | 0           |       |
| 221 | Substitute Teachers - Long-Term   | \$700,000                                    | \$958,559              | \$700,000                                    | \$1,000,000              | 0           | \$1,000,000                              | \$1,000,000                                     | \$0                               | \$1,000,000                      | \$1,000,000                         | \$0                            | 0           | 0           |       |
| 222 | Paraprofessionals - Regular Education   | \$4,659,397                                  | \$4,398,529            | \$5,226,634                                  | \$4,705,948              | 181         | \$5,029,656                              | \$4,854,656                                     | \$664,977                         | \$5,694,633                      | \$5,519,633                         | -\$175,000                     | 174         | -7          | i     |
| 223 |   |  |                        | -\$720,686                                   | -\$720,686               |             |  |   |                                   |                                  |                                     |                                |             |             |       |
| 224 |   |  |                        |  |                          |             |  |   |                                   |                                  |                                     |                                |             |             |       |
| 225 | <i>Total Personnel:</i>   | \$59,652,061                                 | \$58,318,908           | \$59,700,560                                 | \$59,299,804             | 901         | \$62,955,550                             | \$62,196,227                                    | \$724,977                         | \$63,680,527                     | \$62,921,204                        | -\$759,323                     | 884         | -17         |       |
| 226 | <b>Notes:</b>   |  |                        |  |                          |             |  |   |                                   |                                  |                                     |                                |             |             |       |
| 227 | a: A Preschool grant previously picked up the inclusive Preschool Teacher at the Pawtucketville. A Kindergarten Plus Teacher was converted to a Preschool Teacher. This results in a gain of 2 teachers.  |  |                        |  |                          |             |  |   |                                   |                                  |                                     |                                |             |             |       |
| 228 | b: The Reilly School changed from a K-4 five strand school to a K-5 four strand school and the Moody went from a PK-4 to a PK-5 school.   |  |                        |  |                          |             |  |   |                                   |                                  |                                     |                                |             |             |       |
| 229 | Four grade 5 teachers were added at the Reilly and two grade 5 teachers were added at the Moody. At the Reilly five teachers were reduced, because the school will become a four strand school. This results in the addition of one teacher.                              |  |                        |  |                          |             |  |   |                                   |                                  |                                     |                                |             |             |       |
| 230 | c: Four middle school teachers are added at the Rogers and six grade 5 teachers are reduced at the Sullivan for a net loss of two teachers.   |  |                        |  |                          |             |  |   |                                   |                                  |                                     |                                |             |             |       |
| 231 | d: Two Math Teachers from the Cardinal O'Connell did not return in 2018. The Butler did not replace an Art Teacher, but instead hired another Math Teacher. A Math Resource Teacher was hired at the Bailey.  |  |                        |  |                          |             |  |   |                                   |                                  |                                     |                                |             |             |       |
| 232 | e: One Science Teacher is transferred to the BRIDGE due to reconfiguration of the Cardinal O'Connell.   |  |                        |  |                          |             |  |   |                                   |                                  |                                     |                                |             |             |       |
| 233 | f: One Social Studies Teacher is reduced due to the reconfiguration of the Cardinal O'Connell.  |  |                        |  |                          |             |  |   |                                   |                                  |                                     |                                |             |             |       |
| 234 | g: Two English Teachers are being reduced due to the reconfiguration of the Cardinal O'Connell School. Four Reading Teachers are being reduced in part due to reductions in the Title 1 Grant. Two English Teachers at LHS will be reduced due to low enrollment courses. |  |                        |  |                          |             |  |   |                                   |                                  |                                     |                                |             |             |       |
| 235 | h: One In House Suspension Teacher is funded by grant.  |  |                        |  |                          |             |  |   |                                   |                                  |                                     |                                |             |             |       |
| 236 | i: Four additional Paras are listed this year, because we are including positions paid from grants. The Revolving Funds are \$500,000 for food service offset, and \$123,839 are grant funds. Seven Paras will be reduced throughout the District.                        |  |                        |  |                          |             |  |   |                                   |                                  |                                     |                                |             |             |       |
| 237 |   |  |                        |  |                          |             |  |   |                                   |                                  |                                     |                                |             |             |       |
| 238 | <b>TOTAL:</b>   | \$59,652,061                                 | \$58,318,908           | \$59,700,560                                 | \$59,299,804             | 901         | \$62,955,550                             | \$62,196,227                                    | \$724,977                         | \$63,680,527                     | \$62,921,204                        | -\$759,323                     | 884         | -17         |       |

Approved: School Committee

|     | A   | R  | S                      | T  | U                        | V           | W  | X   | Z                                 | AA                               | AB                                  | AC                             | AD          | AE          | AF    |
|-----|---|--|------------------------|--|--------------------------|-------------|--|---|-----------------------------------|----------------------------------|-------------------------------------|--------------------------------|-------------|-------------|-------|
| 1   | <div>Lowell Public Schools</div> <div>Presentation Budget</div> <div>2018-19</div>  |  |                        |  |                          |             |  |   |                                   |                                  |                                     |                                |             |             |       |
| 2   |   |  |                        |  |                          |             |  |   |                                   |                                  |                                     |                                |             |             |       |
| 3   |   |  |                        |  |                          |             |  |   |                                   |                                  |                                     |                                |             |             |       |
| 4   |   |  |                        |  |                          |             |  |   |                                   |                                  |                                     |                                |             |             |       |
| 5   |   |  |                        |  |                          |             |  |   |                                   |                                  |                                     |                                |             |             |       |
| 6   |   |  |                        |  |                          |             |  |   |                                   |                                  |                                     |                                |             |             |       |
| 7   | GF = General Fund   | FY 2017 Initially<br>Approved<br>Budget (GF) | FY 2017<br>Actual (GF) | FY 2018 Initially<br>Approved<br>Budget (GF) | FY 2018<br>Expected (GF) | FY18<br>FTE | FY 2019<br>General Fund<br>Level Service | FY 2019<br>General Fund<br>Including<br>Changes | Revolving<br>Funds/Grant<br>Funds | FY 2019<br>Total Budget<br>Level | FY 2019 Total<br>Proposed<br>Budget | Variance<br>(Columns AB<br>AA) | FY19<br>FTE | FTE<br>DIFF | Notes |
| 239 | <b>2300: Regular Education Instruction</b>  |  |                        |  |                          |             |  |   |                                   |                                  |                                     |                                |             |             |       |
| 240 | <b>Specialists</b>  |  |                        |  |                          |             |  |   |                                   |                                  |                                     |                                |             |             |       |
| 241 |   |  |                        |  |                          |             |  |   |                                   |                                  |                                     |                                |             |             |       |
| 242 | Art Teachers  | \$2,250,784                                  | \$2,238,349            | \$2,321,480                                  | \$2,153,647              | 30.5        | \$2,294,334                              | \$2,294,334                                     | \$0                               | \$2,294,334                      | \$2,294,334                         | \$0                            | 29.5        | -1.0        | a     |
| 243 | Music Teachers  | \$2,381,951                                  | \$2,306,427            | \$2,305,141                                  | \$2,204,464              | 31          | \$2,382,757                              | \$2,382,757                                     | \$0                               | \$2,382,757                      | \$2,382,757                         | \$0                            | 31          | 0           |       |
| 244 | Dance Teachers  | \$125,695                                    | \$126,068              | \$132,572                                    | \$187,221                | 3           | \$198,461                                | \$198,461                                       | \$0                               | \$198,461                        | \$198,461                           | \$0                            | 3           | 0           |       |
| 245 | Drama Teachers  | \$80,514                                     | \$80,515               | \$80,514                                     | \$81,320                 | 1           | \$83,776                                 | \$83,776  | \$0                               | \$83,776                         | \$83,776                            | \$0                            | 1           | 0           |       |
| 246 | Physical Education / Health Teachers  | \$3,599,618                                  | \$3,507,207            | \$3,613,326                                  | \$3,654,625              | 47          | \$3,781,286                              | \$3,781,286                                     | \$0                               | \$3,781,286                      | \$3,781,286                         | \$0                            | 47          | 0           |       |
| 248 | Technology Education Teachers   | \$211,378                                    | \$297,791              | \$215,087                                    | \$217,238                | 3           | \$227,649                                | \$227,649                                       | \$0                               | \$227,649                        | \$227,649                           | \$0                            | 3           | 0           |       |
| 249 | Instructional Technology Specialists  | \$321,263                                    | \$176,995              | \$288,030                                    | \$240,410                | 4           | \$338,011                                | \$338,011                                       | \$0                               | \$338,011                        | \$338,011                           | \$0                            | 5           | 1           | a     |
| 250 | Instructional Specialist  | \$298,424                                    | \$278,032              | \$335,616                                    | \$341,232                | 13          | \$435,539                                | \$351,539                                       | \$713,397                         | \$1,148,936                      | \$1,064,936                         | -\$84,000                      | 12          | -1          | b     |
| 253 | STEM Resource   | \$0  | \$0                    | \$0  | \$0                      | 1           | \$49,124                                 | \$49,124  | \$0                               | \$49,124                         | \$49,124                            | \$0                            | 1           | 0           |       |
| 254 | Literacy Specialist   | \$0  | \$0                    | \$0  | \$0                      | 15          | \$0                                      | \$0   | \$1,187,128                       | \$1,187,128                      | \$1,187,128                         | \$0                            | 15          | 0           |       |
| 255 | Coordinator of ELL Programs   | \$111,970                                    | \$112,310              | \$111,970                                    | \$113,088                | 1           | \$116,505                                | \$116,505                                       | \$0                               | \$116,505                        | \$116,505                           | \$0                            | 1           | 0           |       |
| 257 | Parent Liaisons Pyne  | \$34,384                                     | \$34,384               | \$0  | \$0                      | 0           | \$0                                      | \$0   | \$0                               | \$0                              | \$0                                 | \$0                            | 0           | 0           |       |
| 258 | Parent Liaison - ELL - LHS  | \$67,496                                     | \$67,497               | \$34,384                                     | \$34,727                 | 4           | \$35,775                                 | \$35,775  | \$107,326                         | \$143,101                        | \$143,101                           | \$0                            | 4           | 0           |       |
| 259 | Stipends - Homebound Instruction  | \$55,000                                     | \$51,545               | \$55,000                                     | \$55,000                 | 0           | \$55,000                                 | \$55,000  | \$0                               | \$55,000                         | \$55,000                            | \$0                            | 0           | 0           |       |
| 260 | Stipends - Instrumental Band Coordinator  | \$5,000                                      | \$5,780                | \$7,500                                      | \$7,500                  | 0           | \$7,500                                  | \$7,500   | \$0                               | \$7,500                          | \$7,500                             | \$0                            | 0           | 0           |       |
| 261 | Tutors - English Language Learners  | \$499,800                                    | \$426,600              | \$500,000                                    | \$500,000                | 0           | \$500,000                                | \$500,000                                       | \$0                               | \$500,000                        | \$500,000                           | \$0                            | 0           | 0           |       |
| 262 | Tutors - Intervention / Enrichment  | \$1,036,800                                  | \$956,903              | \$1,036,800                                  | \$1,000,000              | 0           | \$1,020,000                              | \$1,020,000                                     | \$0                               | \$1,020,000                      | \$1,020,000                         | \$0                            | 0           | 0           |       |
| 263 | Stipends - Out-of-School PLC  | \$100,000                                    | \$71,028               | \$100,000                                    | \$75,000                 | 0           | \$75,000                                 | \$75,000  | \$0                               | \$75,000                         | \$75,000                            | \$0                            | 0           | 0           |       |
| 264 | Stipends - Academy Lead Teachers - LHS  | \$18,000                                     | \$32,400               | \$18,000                                     | \$25,200                 | 0           | \$25,200                                 | \$25,200  | \$0                               | \$25,200                         | \$25,200                            | \$0                            | 0           | 0           |       |
| 265 | Stipends - Murkland After School Planning   | \$63,000                                     | \$56,850               | \$0  | \$0                      | 0           | \$0                                      | \$0   | \$0                               | \$0                              | \$0                                 | \$0                            | 0           | 0           |       |
| 266 | Stipends - Science Idea Camp  |  | \$0                    | \$35,000                                     | \$35,000                 | 0           | \$35,000                                 | \$17,500  | \$0                               | \$35,000                         | \$17,500                            | -\$17,500                      | 0           | 0           | c     |
| 267 | Stipends - STEM Leads in K-8 Buildings  |  | \$0                    | \$75,600                                     | \$75,600                 | 0           | \$75,600                                 | \$75,600  | \$0                               | \$75,600                         | \$75,600                            | \$0                            | 0           | 0           |       |
| 268 |   |  |                        |  |                          |             |  |   |                                   |                                  |                                     |                                |             |             |       |
| 269 | <i>Total Personnel:</i>   | \$11,261,077                                 | \$10,826,680           | \$11,266,020                                 | \$10,890,672             | 150         | \$11,736,517                             | \$11,635,017                                    | 2,007,851                         | 13,744,368                       | \$13,642,868                        | -\$101,500                     | 149         | -1          |       |
| 270 | <b>Notes:</b>   |  |                        |  |                          |             |  |   |                                   |                                  |                                     |                                |             |             |       |
| 271 |   |  |                        |  |                          |             |  |   |                                   |                                  |                                     |                                |             |             |       |
| 272 | a: One Art Teacher was not hired at the Robinson, instead an ITS Teacher was added.   |  |                        |  |                          |             |  |   |                                   |                                  |                                     |                                |             |             |       |
| 273 | b: The Title I grant was reduced by \$1 million dollars, impacting the funding for Instructional Specialists; therefore, 1 position will be reduced.                                    |  |                        |  |                          |             |  |   |                                   |                                  |                                     |                                |             |             |       |
| 274 | c: Idea Camp lost \$35,000 of grant funding for the 2017-18 budget. The local budget paid for it in 2017-18. The STEM activities will be reconfigured in a smaller program for 2018-19. |  |                        |  |                          |             |  |   |                                   |                                  |                                     |                                |             |             |       |
| 275 |   |  |                        |  |                          |             |  |   |                                   |                                  |                                     |                                |             |             |       |
| 276 |   |  |                        |  |                          |             |  |   |                                   |                                  |                                     |                                |             |             |       |
| 277 | <b>TOTAL:</b>   | \$11,261,077                                 | \$10,826,680           | \$11,266,020                                 | \$10,890,672             | 150         | \$11,736,517                             | \$11,635,017                                    | \$2,007,851                       | \$13,744,368                     | \$13,642,868                        | -\$101,500                     | 149         | -1.0        |       |

Approved: School Committee

|     | A   | R  | S                      | T  | U                        | V           | W  | X   | Z                                 | AA                               | AB                                  | AC                              | AD          | AE          | AF    |
|-----|---|--|------------------------|--|--------------------------|-------------|--|---|-----------------------------------|----------------------------------|-------------------------------------|---------------------------------|-------------|-------------|-------|
| 1   | Lowell Public Schools<br>Presentation Budget<br>2018-19 |  |                        |  |                          |             |  |   |                                   |                                  |                                     |                                 |             |             |       |
| 2   |   |  |                        |  |                          |             |  |   |                                   |                                  |                                     |                                 |             |             |       |
| 3   |   |  |                        |  |                          |             |  |   |                                   |                                  |                                     |                                 |             |             |       |
| 4   |   |  |                        |  |                          |             |  |   |                                   |                                  |                                     |                                 |             |             |       |
| 5   |   |  |                        |  |                          |             |  |   |                                   |                                  |                                     |                                 |             |             |       |
| 6   |   |  |                        |  |                          |             |  |   |                                   |                                  |                                     |                                 |             |             |       |
|     |   | FY 2017 Initially<br>Approved<br>Budget (GF) | FY 2017<br>Actual (GF) | FY 2018 Initially<br>Approved<br>Budget (GF) | FY 2018<br>Expected (GF) | FY18<br>FTE | FY 2019<br>General Fund<br>Level Service | FY 2019<br>General Fund<br>Including<br>Changes | Revolving<br>Funds/Grant<br>Funds | FY 2019<br>Total Budget<br>Level | FY 2019 Total<br>Proposed<br>Budget | Variance<br>(Columns AB-<br>AA) | FY19<br>FTE | FTE<br>DIFF | Notes |
| 7   | GF = General Fund                                       |  |                        |  |                          |             |  |   |                                   |                                  |                                     |                                 |             |             |       |
| 278 | 2300: Regular Education Instruction                     |  |                        |  |                          |             |  |   |                                   |                                  |                                     |                                 |             |             |       |
| 279 | Non-Personnel   |  |                        |  |                          |             |  |   |                                   |                                  |                                     |                                 |             |             |       |
| 280 |   |  |                        |  |                          |             |  |   |                                   |                                  |                                     |                                 |             |             |       |
| 281 | School Based Allocations                                | \$1,571,635                                  | \$1,493,834            | \$1,465,000                                  | \$1,465,000              |             | \$1,465,000                              | \$1,309,102                                     | \$0                               | \$1,465,000                      | \$1,309,102                         | -\$155,898                      |             |             |       |
| 282 | Supplies & Textbooks - K-12                             | \$480,000                                    | \$671,101              | \$460,000                                    | \$623,000                |             | \$460,000                                | \$400,000                                       | \$0                               | \$460,000                        | \$400,000                           | -\$60,000                       |             |             |       |
| 283 | Testing & Evaluation                                    | \$1,000                                      | \$199                  | \$1,000                                      | \$1,000                  |             | \$1,000                                  | \$1,000   | \$0                               | \$1,000                          | \$1,000                             | \$0                             |             |             |       |
| 284 | Band Camp - LHS   | \$1,800                                      | \$1,800                | \$1,800                                      | \$1,800                  |             | \$1,800                                  | \$1,800   | \$0                               | \$1,800                          | \$1,800                             | \$0                             |             |             |       |
| 285 | Boston Lyric Opera Project                              | \$16,000                                     | \$15,877               | \$0  | \$0                      |             | \$0                                      | \$0   | \$0                               | \$0                              | \$0                                 | \$0                             |             |             |       |
| 286 | Supplies - Instrumental Music Program                   | \$5,000                                      | \$2,765                | \$5,000                                      | \$5,000                  |             | \$5,000                                  | \$5,000   | \$0                               | \$5,000                          | \$5,000                             | \$0                             |             |             |       |
| 287 | Monday Night Band Ensemble                              | \$10,500                                     | \$10,170               | \$10,500                                     | \$10,500                 |             | \$10,500                                 | \$10,500  | \$0                               | \$10,500                         | \$10,500                            | \$0                             |             |             |       |
| 288 | Instrumental Music Program                              | \$54,300                                     | \$53,171               | \$54,300                                     | \$54,300                 |             | \$54,300                                 | \$54,300  | \$0                               | \$54,300                         | \$54,300                            | \$0                             |             |             |       |
| 289 | Marching Band Uniforms                                  |  |                        |  |                          |             |  |   | \$0                               | \$0                              | \$0                                 | \$0                             |             |             |       |
| 290 | Supplies - Choral H.S.                                  | \$2,500                                      | \$0                    | \$2,500                                      | \$2,500                  |             | \$2,500                                  | \$2,500   | \$0                               | \$2,500                          | \$2,500                             | \$0                             |             |             |       |
| 291 | Supplies - Choral Middle School                         | \$1,500                                      | \$1,121                | \$2,500                                      | \$2,500                  |             | \$2,500                                  | \$2,500   | \$0                               | \$2,500                          | \$2,500                             | \$0                             |             |             |       |
| 292 | Supplies - English Language Learners                    | \$11,000                                     | \$8,830                | \$11,000                                     | \$11,000                 |             | \$11,000                                 | \$11,000  | \$0                               | \$11,000                         | \$11,000                            | \$0                             |             |             |       |
| 293 | Textbooks - English Language Learners                   | \$9,000                                      | \$8,846                | \$9,000                                      | \$9,000                  |             | \$9,000                                  | \$9,000   | \$0                               | \$9,000                          | \$9,000                             | \$0                             |             |             |       |
| 294 | Supplies - Reading                                      | \$5,000                                      | \$3,745                | \$5,000                                      | \$5,000                  |             | \$5,000                                  | \$5,000   | \$0                               | \$5,000                          | \$5,000                             | \$0                             |             |             |       |
| 295 | Supplies - Mathematics                                  | \$58,000                                     | \$57,998               | \$58,000                                     | \$8,000                  |             | \$58,000                                 | \$8,000   | \$0                               | \$58,000                         | \$8,000                             | -\$50,000                       |             |             |       |
| 296 | Field Trip Admission Fees - K-8 - UML                   | \$45,390                                     | \$39,210               | \$45,390                                     | \$45,390                 |             | \$45,390                                 | \$46,000  | \$0                               | \$45,390                         | \$46,000                            | \$610                           |             |             |       |
| 297 | Project Alliance Student Leadership - LHS               | \$1,000                                      | \$0                    | \$1,000                                      | \$0                      |             | \$1,000                                  | \$0   | \$0                               | \$1,000                          | \$0                                 | -\$1,000                        |             |             |       |
| 298 | Dual Enrollment Programs - LHS                          | \$45,000                                     | \$45,000               | \$45,000                                     | \$45,000                 |             | \$45,000                                 | \$45,000  | \$0                               | \$45,000                         | \$45,000                            | \$0                             |             |             |       |
| 299 | S.C.O.R.E. Peer Mediation Program - LHS                 | \$35,000                                     | \$35,000               | \$35,000                                     | \$35,000                 |             | \$35,000                                 | \$35,000  | \$0                               | \$35,000                         | \$35,000                            | \$0                             |             |             |       |
| 300 |   |  |                        |  |                          |             |  |   |                                   |                                  |                                     |                                 |             |             |       |
| 301 | Total Non-Personnel:                                    | \$2,353,625                                  | \$2,448,665            | \$2,211,990                                  | \$2,323,990              |             | \$2,211,990                              | \$1,945,702                                     | \$0                               | \$ 2,211,990                     | \$1,945,702                         | -\$266,288                      |             |             |       |
| 302 | Notes:  |  |                        |  |                          |             |  |   |                                   |                                  |                                     |                                 |             |             |       |
| 303 |   |  |                        |  |                          |             |  |   |                                   |                                  |                                     |                                 |             |             |       |
| 304 |   |  |                        |  |                          |             |  |   |                                   |                                  |                                     |                                 |             |             |       |
| 305 | TOTAL:  | \$2,353,625                                  | \$2,448,665            | \$2,211,990                                  | \$2,323,990              |             | \$2,211,990                              | \$1,945,702                                     | \$0                               | \$2,211,990                      | \$1,945,702                         | -\$266,288                      |             |             |       |

Approved: School Committee



|     | A   | R  | S                      | T  | U                        | V           | W  | X   | Z                                 | AA                               | AB                                  | AC                             | AD          | AE          | AF    |  |
|-----|---|--|------------------------|--|--------------------------|-------------|--|---|-----------------------------------|----------------------------------|-------------------------------------|--------------------------------|-------------|-------------|-------|--|
| 1   | Lowell Public Schools<br>Presentation Budget<br>2018-19 |  |                        |  |                          |             |  |   |                                   |                                  |                                     |                                |             |             |       |  |
| 2   |   |  |                        |  |                          |             |  |   |                                   |                                  |                                     |                                |             |             |       |  |
| 3   |   |  |                        |  |                          |             |  |   |                                   |                                  |                                     |                                |             |             |       |  |
| 4   |   |  |                        |  |                          |             |  |   |                                   |                                  |                                     |                                |             |             |       |  |
| 5   |   |  |                        |  |                          |             |  |   |                                   |                                  |                                     |                                |             |             |       |  |
| 6   |   |  |                        |  |                          |             |  |   |                                   |                                  |                                     |                                |             |             |       |  |
|     |   | FY 2017 Initially<br>Approved<br>Budget (GF) | FY 2017<br>Actual (GF) | FY 2018 Initially<br>Approved<br>Budget (GF) | FY 2018<br>Expected (GF) | FY18<br>FTE | FY 2019<br>General Fund<br>Level Service | FY 2019<br>General Fund<br>Including<br>Changes | Revolving<br>Funds/Grant<br>Funds | FY 2019<br>Total Budget<br>Level | FY 2019 Total<br>Proposed<br>Budget | Variance<br>(Columns AB<br>AA) | FY19<br>FTE | FTE<br>DIFF | Notes |  |
| 7   | GF = General Fund                                       |  |                        |  |                          |             |  |   |                                   |                                  |                                     |                                |             |             |       |  |
| 306 | 2300: Other Instructional Programs                      |  |                        |  |                          |             |  |   |                                   |                                  |                                     |                                |             |             |       |  |
| 307 | Personnel   |  |                        |  |                          |             |  |   |                                   |                                  |                                     |                                |             |             |       |  |
| 308 |   |  |                        |  |                          |             |  |   |                                   |                                  |                                     |                                |             |             |       |  |
| 309 | Jr. Air Force R.O.T.C. Instructors - LHS                | \$239,922                                    | \$218,390              | \$210,557                                    | \$235,000                | 4           | \$248,029                                | \$248,029                                       | \$0                               | \$248,029                        | \$248,029                           | \$0                            | 4           | 0           |       |  |
| 310 | Culinary Arts Instructors - LHS                         | \$164,351                                    | \$165,569              | \$174,664                                    | \$175,000                | 3           | \$197,075                                | \$197,075                                       | \$0                               | \$197,075                        | \$197,075                           | \$0                            | 3           | 0           |       |  |
| 313 | Stipends - Knowledge Bowl                               | \$23,500                                     | \$23,325               | \$23,500                                     | \$23,500                 |             | \$23,500                                 | \$23,500  | \$0                               | \$23,500                         | \$23,500                            | \$0                            |             |             |       |  |
| 314 |   |  |                        |  |                          |             |  |   |                                   |                                  |                                     |                                |             |             |       |  |
| 315 | Total Personnel:  | \$427,773                                    | \$407,284              | \$408,721                                    | \$433,500                | 7           | \$468,604                                | \$468,604                                       | \$0                               | \$468,604                        | \$468,604                           | \$0                            | 7           | 0           |       |  |
| 316 | Notes:  |  |                        |  |                          |             |  |   |                                   |                                  |                                     |                                |             |             |       |  |
| 317 |   |  |                        |  |                          |             |  |   |                                   |                                  |                                     |                                |             |             |       |  |
| 318 |   |  |                        |  |                          |             |  |   |                                   |                                  |                                     |                                |             |             |       |  |
| 319 |   |  |                        |  |                          |             |  |   |                                   |                                  |                                     |                                |             |             |       |  |
| 320 |   |  |                        |  |                          |             |  |   |                                   |                                  |                                     |                                |             |             |       |  |
| 321 |   |  |                        |  |                          |             |  |   |                                   |                                  |                                     |                                |             |             |       |  |
| 322 | Non-Personnel   |  |                        |  |                          |             |  |   |                                   |                                  |                                     |                                |             |             |       |  |
| 323 |   |  |                        |  |                          |             |  |   |                                   |                                  |                                     |                                |             |             |       |  |
| 324 | Jr. Air Force R.O.T.C. Transportation - LHS             | \$3,000                                      | \$3,000                | \$3,000                                      | \$3,000                  |             | \$3,000                                  | \$3,000   | \$0                               | \$3,000                          | \$3,000                             | \$0                            |             |             |       |  |
| 325 | Jr. Air Force R.O.T.C. Supplies - LHS                   | \$1,000                                      | \$552                  | \$1,000                                      | \$1,000                  |             | \$1,000                                  | \$1,000   | \$0                               | \$1,000                          | \$1,000                             | \$0                            |             |             |       |  |
| 326 | Jr. Air Force R.O.T.C. Equipment - LHS                  | \$1,000                                      | \$5,964                | \$1,000                                      | \$1,000                  |             | \$2,500                                  | \$2,500   | \$0                               | \$2,500                          | \$2,500                             | \$0                            |             |             |       |  |
| 327 | Knowledge Bowl Expenses                                 | \$1,500                                      | \$1,466                | \$1,500                                      | \$1,500                  |             | \$1,500                                  | \$1,500   | \$0                               | \$1,500                          | \$1,500                             | \$0                            |             |             |       |  |
| 328 |   |  |                        |  |                          |             |  |   |                                   |                                  |                                     |                                |             |             |       |  |
| 329 | Total Non-Personnel:                                    | \$6,500                                      | \$10,982               | \$6,500                                      | \$6,500                  |             | \$8,000                                  | \$8,000   | \$0                               | \$ 8,000                         | \$ 8,000                            | \$0                            |             |             |       |  |
| 330 | Notes:  |  |                        |  |                          |             |  |   |                                   |                                  |                                     |                                |             |             |       |  |
| 331 |   |  |                        |  |                          |             |  |   |                                   |                                  |                                     |                                |             |             |       |  |
| 332 | TOTAL:  | \$434,273                                    | \$418,266              | \$415,221                                    | \$440,000                | 7           | \$476,604                                | \$476,604                                       | \$0                               | \$ 476,604                       | \$ 476,604                          | \$0                            | 7           | 0           |       |  |

|     | A  | R  | S                      | T  | U                        | V           | W  | X   | Z                                 | AA                               | AB                                  | AC                              | AD          | AE          | AF    |
|-----|--|--|------------------------|--|--------------------------|-------------|--|---|-----------------------------------|----------------------------------|-------------------------------------|---------------------------------|-------------|-------------|-------|
| 1   | Lowell Public Schools<br>Presentation Budget<br>2018-19  |  |                        |  |                          |             |  |   |                                   |                                  |                                     |                                 |             |             |       |
| 2   |  |  |                        |  |                          |             |  |   |                                   |                                  |                                     |                                 |             |             |       |
| 3   |  |  |                        |  |                          |             |  |   |                                   |                                  |                                     |                                 |             |             |       |
| 4   |  |  |                        |  |                          |             |  |   |                                   |                                  |                                     |                                 |             |             |       |
| 5   |  |  |                        |  |                          |             |  |   |                                   |                                  |                                     |                                 |             |             |       |
| 6   |  |  |                        |  |                          |             |  |   |                                   |                                  |                                     |                                 |             |             |       |
|     |  | FY 2017 Initially<br>Approved<br>Budget (GF) | FY 2017<br>Actual (GF) | FY 2018 Initially<br>Approved<br>Budget (GF) | FY 2018<br>Expected (GF) | FY18<br>FTE | FY 2019<br>General Fund<br>Level Service | FY 2019<br>General Fund<br>Including<br>Changes | Revolving<br>Funds/Grant<br>Funds | FY 2019<br>Total Budget<br>Level | FY 2019 Total<br>Proposed<br>Budget | Variance<br>(Columns AB-<br>AA) | FY19<br>FTE | FTE<br>DIFF | Notes |
| 7   | GF = General Fund  |  |                        |  |                          |             |  |   |                                   |                                  |                                     |                                 |             |             |       |
| 333 | 2300: Special Education Instruction  |  |                        |  |                          |             |  |   |                                   |                                  |                                     |                                 |             |             |       |
| 334 | Personnel  |  |                        |  |                          |             |  |   |                                   |                                  |                                     |                                 |             |             |       |
| 335 |  |  |                        |  |                          |             |  |   |                                   |                                  |                                     |                                 |             |             |       |
| 336 | Special Education Teachers   | \$13,485,450                                 | \$13,841,360           | \$13,972,727                                 | \$14,112,454             | 208         | \$14,913,091                             | \$15,153,091                                    | \$769,852                         | \$15,682,943                     | \$15,922,943                        | \$240,000                       | 212         | 4           | a     |
| 337 | Hearing Impaired Teachers  | \$170,004                                    | \$170,005              | \$171,896                                    | \$173,615                | 2           | \$180,178                                | \$180,178                                       | \$0                               | \$180,178                        | \$180,178                           | \$0                             | 2           | 0           |       |
| 338 | Vision Impaired Teachers   | \$64,704                                     | \$64,703               | \$67,655                                     | \$68,332                 | 1           | \$74,234                                 | \$74,234  | \$0                               | \$74,234                         | \$74,234                            | \$0                             | 1           | 0           |       |
| 339 | Social Skills (ABE) Teachers   | \$153,994                                    | \$115,351              | \$122,747                                    | \$123,974                | 2           | \$131,324                                | \$131,324                                       | \$0                               | \$131,324                        | \$131,324                           | \$0                             | 2           | 0           |       |
| 340 | Occupational / Physical Therapists   | \$814,661                                    | \$801,507              | \$913,334                                    | \$942,581                | 15          | \$1,016,228                              | \$1,016,228                                     | \$0                               | \$1,016,228                      | \$1,016,228                         | \$0                             | 15          | 0           |       |
| 341 | Speech Therapists  | \$1,834,309                                  | \$1,826,334            | \$1,982,688                                  | \$2,002,515              | 28          | \$2,023,713                              | \$2,023,713                                     | \$0                               | \$2,023,713                      | \$2,023,713                         | \$0                             | 28          | 0           |       |
| 342 | Sign Language Interpreters   | \$103,888                                    | \$68,581               | \$39,236                                     | \$39,706                 | 1           | \$40,500                                 | \$40,500  | \$0                               | \$40,500                         | \$40,500                            | \$0                             | 1           | 0           |       |
| 343 | Nurses - Special Education   | \$140,068                                    | \$130,774              | \$130,068                                    | \$131,368                | 5           | \$133,995                                | \$133,995                                       | \$88,293                          | \$222,288                        | \$222,288                           | \$0                             | 5           | 0           | b     |
| 344 | Behavioral Specialists and Certified   | \$763,045                                    | \$744,964              | \$963,167                                    | \$975,283                | 13          | \$1,004,732                              | \$1,004,732                                     | \$183,434                         | \$1,188,166                      | \$1,188,166                         | \$0                             | 13          | 0           | c     |
| 345 | Evaluation Team Chairpersons   | \$1,194,301                                  | \$1,190,071            | \$1,303,444                                  | \$1,312,772              | 16          | \$1,265,753                              | \$1,265,753                                     | \$307,263                         | \$1,573,016                      | \$1,573,016                         | \$0                             | 16          | 0           | d     |
| 346 | Stipends - Homebound Instruction   | \$80,000                                     | \$52,138               | \$64,000                                     | \$30,000                 | 0           | \$30,000                                 | \$30,000  | \$0                               | \$30,000                         | \$30,000                            | \$0                             | 0           | 0           |       |
| 347 | Paraprofessionals - Special Education  | \$4,817,004                                  | \$4,627,793            | \$5,926,659                                  | \$6,151,359              | 236         | \$6,329,392                              | \$6,329,392                                     | \$602,297                         | \$6,931,689                      | \$6,931,689                         | \$0                             | 236         | 0           | e     |
| 348 | Paraprofessionals - ABE  | \$82,325                                     | \$59,824               | \$78,538                                     | \$79,000                 | 3           | \$86,396                                 | \$86,396  | \$0                               | \$86,396                         | \$86,396                            | \$0                             | 3           | 0           |       |
| 349 |  |  |                        |  |                          |             |  |   |                                   |                                  |                                     |                                 |             |             |       |
| 350 | Total Personnel:   | \$23,703,753                                 | \$23,693,405           | \$25,736,159                                 | \$26,142,959             | 530         | \$27,229,536                             | \$27,469,536                                    | \$1,951,139                       | \$29,180,675                     | \$29,420,675                        | \$240,000                       | 534         | 4           |       |
| 351 | Notes:   |  |                        |  |                          |             |  |   |                                   |                                  |                                     |                                 |             |             |       |
| 352 | a: Two teachers are added, one each for the Rogers and Robinson. Two teachers are added for the Day School due to expanded enrollment. Eleven Special Education Teachers are funded by a grant. This represents a total of four new positions. |  |                        |  |                          |             |  |   |                                   |                                  |                                     |                                 |             |             |       |
| 353 | b: Two Nurses-Special Education are paid from a grant.   |  |                        |  |                          |             |  |   |                                   |                                  |                                     |                                 |             |             |       |
| 354 | c: Two BCBAs are paid from a grant.  |  |                        |  |                          |             |  |   |                                   |                                  |                                     |                                 |             |             |       |
| 355 | d: Two ETCs are paid from a grant.   |  |                        |  |                          |             |  |   |                                   |                                  |                                     |                                 |             |             |       |
| 356 | e: Six additional Paras are added for the CSA Day School due to two new classrooms and three additional Paras at the Robinson will be staffed from internal transfers.   |  |                        |  |                          |             |  |   |                                   |                                  |                                     |                                 |             |             |       |
| 357 |  |  |                        |  |                          |             |  |   |                                   |                                  |                                     |                                 |             |             |       |

|     | A  | R  | S                      | T  | U                        | V           | W  | X   | Z                                 | AA                               | AB                                  | AC                              | AD          | AE          | AF    |
|-----|--|--|------------------------|--|--------------------------|-------------|--|---|-----------------------------------|----------------------------------|-------------------------------------|---------------------------------|-------------|-------------|-------|
| 1   | Lowell Public Schools<br>Presentation Budget<br>2018-19  |  |                        |  |                          |             |  |   |                                   |                                  |                                     |                                 |             |             |       |
| 2   |  |  |                        |  |                          |             |  |   |                                   |                                  |                                     |                                 |             |             |       |
| 3   |  |  |                        |  |                          |             |  |   |                                   |                                  |                                     |                                 |             |             |       |
| 4   |  |  |                        |  |                          |             |  |   |                                   |                                  |                                     |                                 |             |             |       |
| 5   |  |  |                        |  |                          |             |  |   |                                   |                                  |                                     |                                 |             |             |       |
| 6   |  |  |                        |  |                          |             |  |   |                                   |                                  |                                     |                                 |             |             |       |
|     |  | FY 2017 Initially<br>Approved<br>Budget (GF) | FY 2017<br>Actual (GF) | FY 2018 Initially<br>Approved<br>Budget (GF) | FY 2018<br>Expected (GF) | FY18<br>FTE | FY 2019<br>General Fund<br>Level Service | FY 2019<br>General Fund<br>Including<br>Changes | Revolving<br>Funds/Grant<br>Funds | FY 2019<br>Total Budget<br>Level | FY 2019 Total<br>Proposed<br>Budget | Variance<br>(Columns AB-<br>AA) | FY19<br>FTE | FTE<br>DIFF | Notes |
| 7   | GF = General Fund  |  |                        |  |                          |             |  |   |                                   |                                  |                                     |                                 |             |             |       |
| 358 | 2300: Special Education Instruction  |  |                        |  |                          |             |  |   |                                   |                                  |                                     |                                 |             |             |       |
| 359 | Non-Personnel  |  |                        |  |                          |             |  |   |                                   |                                  |                                     |                                 |             |             |       |
| 360 |  |  |                        |  |                          |             |  |   |                                   |                                  |                                     |                                 |             |             |       |
| 361 | Contracted Services - General  | \$7,500                                      | \$5,734                | \$25,000                                     | \$25,000                 |             | \$25,000                                 | \$25,000  | \$0                               | \$25,000                         | \$25,000                            | \$0                             |             |             |       |
| 362 | Parent Education Program   | \$47,000                                     | \$11,288               | \$47,000                                     | \$12,000                 |             | \$12,000                                 | \$12,000  | \$0                               | \$12,000                         | \$12,000                            | \$0                             |             |             |       |
| 363 | Out-of-District  | \$7,508,636                                  | \$8,175,185            | \$11,562,431                                 | \$12,030,902             |             | \$7,027,355                              | \$7,027,355                                     | \$4,000,000                       | \$11,027,355                     | \$11,027,355                        | \$0                             |             |             | a     |
| 365 | Circuit Breaker Funds  |  |                        | -\$4,691,000                                 | -\$5,272,269             |             |  |   |                                   |                                  |                                     |                                 |             |             |       |
| 366 | School Choice Funds  |  |                        | -\$192,000                                   | -\$165,720               |             |  |   |                                   |                                  |                                     |                                 |             |             |       |
| 367 | Net Out-of-District  |  |                        | \$6,679,431                                  | \$6,592,913              |             |  |   |                                   |                                  |                                     |                                 |             |             |       |
| 368 |  |  |                        |  |                          |             |  |   |                                   |                                  |                                     |                                 |             |             |       |
| 369 | Contracted Services - Hospitalized Children  | \$81,000                                     | \$54,127               | \$60,000                                     | \$53,000                 |             | \$55,000                                 | \$55,000  | \$0                               | \$55,000                         | \$55,000                            | \$0                             |             |             |       |
| 371 | Supplies   | \$40,100                                     | \$322,609              | \$40,000                                     | \$123,368                |             | \$125,000                                | \$40,000  | \$0                               | \$125,000                        | \$40,000                            | -\$85,000                       |             |             |       |
| 372 | Summer School  | \$85,205                                     | \$650                  | \$50,000                                     | \$0                      |             | \$0                                      | \$0   | \$50,000                          | \$50,000                         | \$50,000                            | \$0                             |             |             |       |
| 373 | Testing  | \$15,000                                     | \$14,976               | \$16,000                                     | \$16,000                 |             | \$16,000                                 | \$16,000  | \$0                               | \$16,000                         | \$16,000                            | \$0                             |             |             |       |
| 374 |  |  |                        |  |                          |             |  |   |                                   |                                  |                                     |                                 |             |             |       |
| 375 | Total Non-Personnel:   | \$7,784,441                                  | \$8,584,569            | \$6,917,431                                  | \$6,822,281              |             | \$7,260,355                              | \$7,175,355                                     | \$4,050,000                       | \$11,310,355                     | \$11,225,355                        | -\$85,000                       |             |             |       |
| 376 |  |  |                        |  |                          |             |  |   |                                   |                                  |                                     |                                 |             |             |       |
| 377 | TOTAL:   | \$31,488,194                                 | \$32,277,974           | \$32,653,590                                 | \$32,965,240             | 530         | \$34,489,891                             | \$34,644,891                                    | \$6,001,139                       | \$40,491,030                     | \$40,646,030                        | \$155,000                       | 534         | 4           |       |
| 378 | Notes:   |  |                        |  |                          |             |  |   |                                   |                                  |                                     |                                 |             |             |       |
| 379 | a: The District is anticipating the return of thirteen CSA students for a total savings of \$1,040,000 less the cost of hiring 2 teachers and 6 paraprofessionals which amounts to \$270,000. This saves the District \$770,000. |  |                        |  |                          |             |  |   |                                   |                                  |                                     |                                 |             |             |       |
| 380 |  |  |                        |  |                          |             |  |   |                                   |                                  |                                     |                                 |             |             |       |
| 381 |  |  |                        |  |                          |             |  |   |                                   |                                  |                                     |                                 |             |             |       |

|     | A   | R  | S                      | T  | U                        | V           | W  | X   | Z                                 | AA                               | AB                                  | AC                             | AD          | AE          | AF    |
|-----|---|--|------------------------|--|--------------------------|-------------|--|---|-----------------------------------|----------------------------------|-------------------------------------|--------------------------------|-------------|-------------|-------|
| 1   | Lowell Public Schools<br>Presentation Budget<br>2018-19 |  |                        |  |                          |             |  |   |                                   |                                  |                                     |                                |             |             |       |
| 2   |   |  |                        |  |                          |             |  |   |                                   |                                  |                                     |                                |             |             |       |
| 3   |   |  |                        |  |                          |             |  |   |                                   |                                  |                                     |                                |             |             |       |
| 4   |   |  |                        |  |                          |             |  |   |                                   |                                  |                                     |                                |             |             |       |
| 5   |   |  |                        |  |                          |             |  |   |                                   |                                  |                                     |                                |             |             |       |
| 6   |   |  |                        |  |                          |             |  |   |                                   |                                  |                                     |                                |             |             |       |
|     |   | FY 2017 Initially<br>Approved<br>Budget (GF) | FY 2017<br>Actual (GF) | FY 2018 Initially<br>Approved<br>Budget (GF) | FY 2018<br>Expected (GF) | FY18<br>FTE | FY 2019<br>General Fund<br>Level Service | FY 2019<br>General Fund<br>Including<br>Changes | Revolving<br>Funds/Grant<br>Funds | FY 2019<br>Total Budget<br>Level | FY 2019 Total<br>Proposed<br>Budget | Variance<br>(Columns AB<br>AA) | FY19<br>FTE | FTE<br>DIFF | Notes |
| 7   | GF = General Fund                                       |  |                        |  |                          |             |  |   |                                   |                                  |                                     |                                |             |             |       |
| 382 | 2300: Adult Education                                   |  |                        |  |                          |             |  |   |                                   |                                  |                                     |                                |             |             |       |
| 383 | Personnel   |  |                        |  |                          |             |  |   |                                   |                                  |                                     |                                |             |             |       |
| 384 |   |  |                        |  |                          |             |  |   |                                   |                                  |                                     |                                |             |             |       |
| 385 | Director of Adult Education                             | \$98,939                                     | \$99,241               | \$98,939                                     | \$99,928                 | 1           | \$102,946                                | \$102,946                                       | \$0                               | \$102,946                        | \$102,946                           | \$0                            | 1           | 0           |       |
| 386 | Adult Education Teachers                                | \$401,072                                    | \$398,933              | \$370,712                                    | \$374,419                | 5           | \$383,328                                | \$383,328                                       | \$0                               | \$383,328                        | \$383,328                           | \$0                            | 5           | 0           |       |
| 387 | Adult Education Support Staff                           | \$0  | \$0                    |  | \$0                      | 3           | \$0                                      | \$0   | \$143,020                         | \$143,020                        | \$143,020                           | \$0                            | 3           | 0           |       |
| 388 |   |  |                        |  |                          |             |  |   |                                   |                                  |                                     |                                |             |             |       |
| 389 | Total Personnel:  | \$500,011                                    | \$498,174              | \$469,651                                    | \$474,348                | 6           | \$486,274                                | \$486,274                                       | \$143,020                         | \$629,294                        | \$629,294                           | \$0                            | 6           | 0           |       |
| 390 | Notes:  |  |                        |  |                          |             |  |   |                                   |                                  |                                     |                                |             |             |       |
| 391 |   |  |                        |  |                          |             |  |   |                                   |                                  |                                     |                                |             |             |       |
| 392 | TOTAL:  | \$500,011                                    | \$498,174              | \$469,651                                    | \$474,348                | 6           | \$486,274                                | \$486,274                                       | \$ 143,020                        | \$ 629,294                       | \$ 629,294                          | \$0                            | 6           | 0           |       |

Approved: School Committee

|     | A   | R         | S         | T         | U         | V  | W         | X        | Z   | AA         | AB       | AC         | AD | AE  | AF |
|-----|---|-----------|-----------|-----------|-----------|----|-----------|----------|-----|------------|----------|------------|----|-----|----|
| 1   | <div>Lowell Public Schools</div> <div>Presentation Budget</div> <div>2018-19</div>  |           |           |           |           |    |           |          |     |            |          |            |    |     |    |
| 2   |   |           |           |           |           |    |           |          |     |            |          |            |    |     |    |
| 3   |   |           |           |           |           |    |           |          |     |            |          |            |    |     |    |
| 4   |   |           |           |           |           |    |           |          |     |            |          |            |    |     |    |
| 5   |   |           |           |           |           |    |           |          |     |            |          |            |    |     |    |
| 6   |   |           |           |           |           |    |           |          |     |            |          |            |    |     |    |
| 7   | GF = General Fund   |           |           |           |           |    |           |          |     |            |          |            |    |     |    |
| 393 | 2300: Library   |           |           |           |           |    |           |          |     |            |          |            |    |     |    |
| 394 | Personnel   |           |           |           |           |    |           |          |     |            |          |            |    |     |    |
| 395 |   |           |           |           |           |    |           |          |     |            |          |            |    |     |    |
| 396 | Library Media Specialist - LHS  | \$86,072  | \$86,072  | \$86,072  | \$86,933  | 1  | \$89,558  | \$89,558 | \$0 | \$89,558   | \$89,558 | \$0        | 1  | 0   |    |
| 397 | Library Aides   | \$653,522 | \$655,737 | \$653,522 | \$518,901 | 18 | \$636,000 | \$0      | \$0 | \$636,000  | \$0      | -\$636,000 | 0  | -18 | a  |
| 398 | Stipends - Library Aides w/o LMS  | \$16,000  | \$14,400  | \$16,000  | \$16,000  | 0  | \$16,000  | \$0      | \$0 | \$16,000   | \$0      | -\$16,000  | 0  | 0   |    |
| 399 |   |           |           |           |           |    |           |          |     |            |          |            |    |     |    |
| 400 | Total Personnel:  | \$755,594 | \$756,209 | \$755,594 | \$621,834 | 19 | \$741,558 | \$89,558 | \$0 | \$741,558  | \$89,558 | -\$652,000 | 1  | -18 |    |
| 401 | Notes:  |           |           |           |           |    |           |          |     |            |          |            |    |     |    |
| 402 |   |           |           |           |           |    |           |          |     |            |          |            |    |     |    |
| 403 | a: 5 Library Aide positions went unfilled in the 2017-18 school year. All Library Aides will be reduced. The Library Aides can apply for Paraprofessionals or other open positions throughout the District. |           |           |           |           |    |           |          |     |            |          |            |    |     |    |
| 404 |   |           |           |           |           |    |           |          |     |            |          |            |    |     |    |
| 405 | TOTAL:  | \$755,594 | \$756,209 | \$755,594 | \$621,834 | 19 | \$741,558 | \$89,558 | \$0 | \$ 741,558 | \$89,558 | -\$652,000 | 1  | -18 |    |

Approved: School Committee



|     | A   | R  | S                      | T  | U                        | V           | W  | X   | Z                                 | AA                               | AB                                  | AC                             | AD          | AE          | AF    |
|-----|---|--|------------------------|--|--------------------------|-------------|--|---|-----------------------------------|----------------------------------|-------------------------------------|--------------------------------|-------------|-------------|-------|
| 1   | <p style="text-align: center;">Lowell Public Schools<br/>Presentation Budget<br/>2018-19</p>                                |  |                        |  |                          |             |  |   |                                   |                                  |                                     |                                |             |             |       |
| 2   |   |  |                        |  |                          |             |  |   |                                   |                                  |                                     |                                |             |             |       |
| 3   |   |  |                        |  |                          |             |  |   |                                   |                                  |                                     |                                |             |             |       |
| 4   |   |  |                        |  |                          |             |  |   |                                   |                                  |                                     |                                |             |             |       |
| 5   |   |  |                        |  |                          |             |  |   |                                   |                                  |                                     |                                |             |             |       |
| 6   |   |  |                        |  |                          |             |  |   |                                   |                                  |                                     |                                |             |             |       |
| 7   | GF = General Fund   | FY 2017 Initially<br>Approved<br>Budget (GF) | FY 2017<br>Actual (GF) | FY 2018 Initially<br>Approved<br>Budget (GF) | FY 2018<br>Expected (GF) | FY18<br>FTE | FY 2019<br>General Fund<br>Level Service | FY 2019<br>General Fund<br>Including<br>Changes | Revolving<br>Funds/Grant<br>Funds | FY 2019<br>Total Budget<br>Level | FY 2019 Total<br>Proposed<br>Budget | Variance<br>(Columns AB<br>AA) | FY19<br>FTE | FTE<br>DIFF | Notes |
| 406 | <b>2300: Audio Visual Instruction</b>   |  |                        |  |                          |             |  |   |                                   |                                  |                                     |                                |             |             |       |
| 407 | <b>Personnel</b>  |  |                        |  |                          |             |  |   |                                   |                                  |                                     |                                |             |             |       |
| 408 |   |  |                        |  |                          |             |  |   |                                   |                                  |                                     |                                |             |             |       |
| 409 | Coordinator of Educational Television   | \$96,638                                     | \$96,932               | \$96,638                                     | \$102,844                | 1           | \$0                                      | \$0   | \$105,950                         | \$105,950                        | \$105,950                           | \$0                            | 1           | 0           | a     |
| 410 | Video Production Teacher - LHS  | \$72,525                                     | \$72,523               | \$72,525                                     | \$73,249                 | 1           | \$0                                      | \$0   | \$75,461                          | \$75,461                         | \$75,461                            | \$0                            | 1           | 0           |       |
| 411 | TV Associate Producer / Scheduler   | \$49,208                                     | \$0                    | \$49,208                                     | \$49,208                 | 1           | \$0                                      | \$0   | \$53,045                          | \$53,045                         | \$53,045                            | \$0                            | 1           | 0           | a     |
| 412 | Digital Media Producer  | \$0  | \$0                    | \$0  | \$20,000                 | 1           | \$0                                      | \$0   | \$58,419                          | \$58,419                         | \$58,419                            | \$0                            | 1           | 0           |       |
| 413 | Comcast - Community Television Acct.  | -\$49,208                                    |                        | -\$145,846                                   | -\$145,846               |             |  |   |                                   |                                  |                                     |                                |             |             |       |
| 414 |   |  |                        |  |                          |             |  |   |                                   |                                  |                                     |                                |             |             |       |
| 415 | <i>Total Personnel:</i>   | \$169,163                                    | \$169,455              | \$72,525                                     | \$99,455                 | 4           | \$0                                      | \$0   | \$292,875                         | \$ 292,875                       | \$ 292,875                          | \$0                            | 4           | 0           |       |
| 416 | <b>Notes:</b>   |  |                        |  |                          |             |  |   |                                   |                                  |                                     |                                |             |             |       |
| 417 | a: Both the Educational TV Coordinator and the TV Associate Producer will be charged to the Comcast Account for FY 2017-18. |  |                        |  |                          |             |  |   |                                   |                                  |                                     |                                |             |             |       |
| 418 |   |  |                        |  |                          |             |  |   |                                   |                                  |                                     |                                |             |             |       |
| 419 | <b>Non-Personnel</b>  |  |                        |  |                          |             |  |   |                                   |                                  |                                     |                                |             |             |       |
| 420 |   |  |                        |  |                          |             |  |   |                                   |                                  |                                     |                                |             |             |       |
| 421 | TV Studio Maintenance   | \$6,500                                      | \$1,910                | \$7,000                                      | \$7,000                  |             | \$0                                      | \$0   | \$ 7,000                          | \$7,000                          | \$7,000                             | \$0                            |             |             |       |
| 422 | TV Studio Supplies  | \$5,000                                      | \$4,148                | \$5,000                                      | \$5,000                  |             | \$0                                      | \$0   | \$ 5,000                          | \$5,000                          | \$5,000                             | \$0                            |             |             |       |
| 423 | TV Studio Equipment   | \$16,000                                     | \$11,909               | \$17,925                                     | \$17,925                 |             | \$0                                      | \$0   | \$ 225,500                        | \$225,500                        | \$225,500                           | \$0                            |             |             |       |
| 424 | TV Studio Consulting Services   | \$5,000                                      | \$4,386                | \$5,000                                      | \$5,000                  |             | \$0                                      | \$0   | \$ 5,000                          | \$5,000                          | \$5,000                             | \$0                            |             |             |       |
| 425 | AV Equipment Repair - K-12  | \$7,500                                      | \$4,900                | \$7,500                                      | \$7,500                  |             | \$0                                      | \$0   | \$ 7,500                          | \$7,500                          | \$7,500                             | \$0                            |             |             |       |
| 426 | Comcast - Community Television Acct.  |  |                        | -\$42,425                                    | -\$42,425                |             |  |   |                                   |                                  |                                     |                                |             |             |       |
| 427 |   |  |                        |  |                          |             |  |   |                                   |                                  |                                     |                                |             |             |       |
| 428 | <i>Total Non-Personnel:</i>   | \$40,000                                     | \$27,253               | \$0  | \$0                      |             | \$0                                      | \$0   | \$250,000                         | \$250,000                        | \$250,000                           | \$0                            |             |             |       |
| 429 | <b>Notes:</b>   |  |                        |  |                          |             |  |   |                                   |                                  |                                     |                                |             |             |       |
| 430 |   |  |                        |  |                          |             |  |   |                                   |                                  |                                     |                                |             |             |       |
| 431 | <b>TOTAL:</b>   | <b>\$209,163</b>                             | <b>\$196,708</b>       | <b>\$72,525</b>                              | <b>\$99,455</b>          | <b>4</b>    | <b>\$0</b>                               | <b>\$0</b>                                      | <b>\$542,875</b>                  | <b>\$542,875</b>                 | <b>\$542,875</b>                    | <b>\$0</b>                     | <b>4</b>    | <b>0</b>    |       |

Approved: School Committee

|     | A  | R  | S                      | T  | U                        | V           | W  | X   | Z                                 | AA                               | AB                                  | AC                             | AD          | AE          | AF    |
|-----|--|--|------------------------|--|--------------------------|-------------|--|---|-----------------------------------|----------------------------------|-------------------------------------|--------------------------------|-------------|-------------|-------|
| 1   | <div>Lowell Public Schools</div> <div>Presentation Budget</div> <div>2018-19</div> |  |                        |  |                          |             |  |   |                                   |                                  |                                     |                                |             |             |       |
| 2   |  |  |                        |  |                          |             |  |   |                                   |                                  |                                     |                                |             |             |       |
| 3   |  |  |                        |  |                          |             |  |   |                                   |                                  |                                     |                                |             |             |       |
| 4   |  |  |                        |  |                          |             |  |   |                                   |                                  |                                     |                                |             |             |       |
| 5   |  |  |                        |  |                          |             |  |   |                                   |                                  |                                     |                                |             |             |       |
| 6   |  |  |                        |  |                          |             |  |   |                                   |                                  |                                     |                                |             |             |       |
| 7   | GF = General Fund  | FY 2017 Initially<br>Approved<br>Budget (GF) | FY 2017<br>Actual (GF) | FY 2018 Initially<br>Approved<br>Budget (GF) | FY 2018<br>Expected (GF) | FY18<br>FTE | FY 2019<br>General Fund<br>Level Service | FY 2019<br>General Fund<br>Including<br>Changes | Revolving<br>Funds/Grant<br>Funds | FY 2019<br>Total Budget<br>Level | FY 2019 Total<br>Proposed<br>Budget | Variance<br>(Columns AB<br>AA) | FY19<br>FTE | FTE<br>DIFF | Notes |
| 432 | <b>2350: Professional Development</b>  |  |                        |  |                          |             |  |   |                                   |                                  |                                     |                                |             |             |       |
| 433 | <b>Personnel</b>   |  |                        |  |                          |             |  |   |                                   |                                  |                                     |                                |             |             |       |
| 434 |  |  |                        |  |                          |             |  |   |                                   |                                  |                                     |                                |             |             |       |
| 435 | Teacher Academy Facilitator  | \$0  | \$0                    | \$0  | \$0                      | 1           | \$0                                      | \$0   | \$90,339                          | \$90,339                         | \$90,339                            | \$0                            | 1           | 0           | a     |
| 436 | Teacher Academy Mentor Stipends - K-8  | \$142,000                                    | \$141,900              | \$145,000                                    | \$145,000                |             | \$145,000                                | \$145,000                                       | \$0                               | \$145,000                        | \$145,000                           | \$0                            |             |             |       |
| 437 | Teacher Academy Mentor Stipends - LHS  | \$30,600                                     | \$23,000               | \$30,600                                     | \$30,600                 |             | \$30,600                                 | \$30,600  | \$0                               | \$30,600                         | \$30,600                            | \$0                            |             |             |       |
| 438 | Teacher Academy Instructor Stipends  | \$65,000                                     | \$52,295               | \$65,000                                     | \$65,000                 |             | \$65,000                                 | \$65,000  | \$0                               | \$65,000                         | \$65,000                            | \$0                            |             |             |       |
| 439 | Teacher Academy Completion Bonus   | \$75,000                                     | \$73,200               | \$75,000                                     | \$75,000                 |             | \$75,000                                 | \$75,000  | \$0                               | \$75,000                         | \$75,000                            | \$0                            |             |             |       |
| 440 |  |  |                        |  |                          |             |  |   |                                   |                                  |                                     |                                |             |             |       |
| 441 | <i>Total Personnel:</i>  | \$312,600                                    | \$290,395              | \$315,600                                    | \$315,600                | 1           | \$315,600                                | \$315,600                                       | \$90,339                          | \$405,939                        | \$405,939                           | \$0                            | 1           |             |       |
| 442 | <b>Notes:</b>  |  |                        |  |                          |             |  |   |                                   |                                  |                                     |                                |             |             |       |
| 443 | a: This position is paid from a grant.   |  |                        |  |                          |             |  |   |                                   |                                  |                                     |                                |             |             |       |
| 444 |  |  |                        |  |                          |             |  |   |                                   |                                  |                                     |                                |             |             |       |
| 445 | <b>Non-Personnel</b>   |  |                        |  |                          |             |  |   |                                   |                                  |                                     |                                |             |             |       |
| 446 |  |  |                        |  |                          |             |  |   |                                   |                                  |                                     |                                |             |             |       |
| 447 | Tuition Reimbursement  | \$200,000                                    | \$258,170              | \$200,000                                    | \$260,000                |             | \$260,000                                | \$260,000                                       | \$0                               | \$260,000                        | \$260,000                           | \$0                            |             |             |       |
| 448 | Professional Development   | \$250,000                                    | \$209,400              | \$250,000                                    | \$250,000                |             | \$250,000                                | \$200,000                                       | \$0                               | \$250,000                        | \$200,000                           | -\$50,000                      |             |             |       |
| 449 |  |  |                        |  |                          |             |  |   |                                   |                                  |                                     |                                |             |             |       |
| 450 | <i>Total Non-Personnel:</i>  | \$450,000                                    | \$467,570              | \$450,000                                    | \$510,000                |             | \$510,000                                | \$460,000                                       | \$0                               | \$510,000                        | \$460,000                           | -\$50,000                      |             |             |       |
| 451 | <b>Notes:</b>  |  |                        |  |                          |             |  |   |                                   |                                  |                                     |                                |             |             |       |
| 452 |  |  |                        |  |                          |             |  |   |                                   |                                  |                                     |                                |             |             |       |
| 453 |  |  |                        |  |                          |             |  |   |                                   |                                  |                                     |                                |             |             |       |
| 454 |  |  |                        |  |                          |             |  |   |                                   |                                  |                                     |                                |             |             |       |
| 455 | <b>TOTAL:</b>  | \$762,600                                    | \$757,965              | \$765,600                                    | \$825,600                | 1           | \$825,600                                | \$775,600                                       | \$90,339                          | \$915,939                        | \$865,939                           | -\$50,000                      | 1           |             |       |

Approved: School Committee

|     | A   | R  | S                      | T  | U                        | V           | W  | X   | Z                                 | AA                               | AB                                  | AC                             | AD          | AE          | AF    |
|-----|---|--|------------------------|--|--------------------------|-------------|--|---|-----------------------------------|----------------------------------|-------------------------------------|--------------------------------|-------------|-------------|-------|
| 1   | <div>Lowell Public Schools</div> <div>Presentation Budget</div> <div>2018-19</div>  |  |                        |  |                          |             |  |   |                                   |                                  |                                     |                                |             |             |       |
| 2   |   |  |                        |  |                          |             |  |   |                                   |                                  |                                     |                                |             |             |       |
| 3   |   |  |                        |  |                          |             |  |   |                                   |                                  |                                     |                                |             |             |       |
| 4   |   |  |                        |  |                          |             |  |   |                                   |                                  |                                     |                                |             |             |       |
| 5   |   |  |                        |  |                          |             |  |   |                                   |                                  |                                     |                                |             |             |       |
| 6   |   |  |                        |  |                          |             |  |   |                                   |                                  |                                     |                                |             |             |       |
| 7   | GF = General Fund   | FY 2017 Initially<br>Approved<br>Budget (GF) | FY 2017<br>Actual (GF) | FY 2018 Initially<br>Approved<br>Budget (GF) | FY 2018<br>Expected (GF) | FY18<br>FTE | FY 2019<br>General Fund<br>Level Service | FY 2019<br>General Fund<br>Including<br>Changes | Revolving<br>Funds/Grant<br>Funds | FY 2019<br>Total Budget<br>Level | FY 2019 Total<br>Proposed<br>Budget | Variance<br>(Columns AB<br>AA) | FY19<br>FTE | FTE<br>DIFF | Notes |
| 456 | 2450: Instructional Technology  |  |                        |  |                          |             |  |   |                                   |                                  |                                     |                                |             |             |       |
| 457 | Non-Personnel   |  |                        |  |                          |             |  |   |                                   |                                  |                                     |                                |             |             |       |
| 458 |   |  |                        |  |                          |             |  |   |                                   |                                  |                                     |                                |             |             |       |
| 459 | Computer Contracted Services - Instructional  | \$50,000                                     | \$44,091               | \$50,000                                     | \$50,000                 |             | \$50,000                                 | \$50,000  | \$0                               | \$50,000                         | \$50,000                            | \$0                            |             |             |       |
| 460 | Computer Hardware - Instructional   | \$125,000                                    | \$431,598              | \$200,000                                    | \$200,000                |             | \$200,000                                | \$350,000                                       | \$0                               | \$200,000                        | \$350,000                           | \$150,000                      |             |             | a     |
| 461 | Computer Software - Instructional   | \$200,000                                    | \$1,105,764            | \$125,000                                    | \$125,000                |             | \$125,000                                | \$275,000                                       | \$0                               | \$125,000                        | \$275,000                           | \$150,000                      |             |             | b     |
| 462 | Computer Hardware - Lease   | \$773,165                                    | \$773,165              | \$773,165                                    | \$773,165                |             | \$773,165                                | \$0   | \$0                               | \$773,165                        | \$0                                 | -\$773,165                     |             |             | d     |
| 463 |   |  |                        |  |                          |             |  |   |                                   |                                  |                                     |                                |             |             |       |
| 464 | Total Non-Personnel:  | \$1,148,165                                  | \$2,354,619            | \$1,148,165                                  | \$1,148,165              |             | \$1,148,165                              | \$675,000                                       | \$0                               | \$1,148,165                      | \$675,000                           | -\$473,165                     |             |             |       |
| 465 | Notes:  |  |                        |  |                          |             |  |   |                                   |                                  |                                     |                                |             |             |       |
| 466 | a. Historically, the budget has been \$200,000 for computer hardware. In FY 2015-16, there was a budget transfer made to this account at the end of the year which rolled over to 2016-17. Computers are needed for on-line MCAS Testing that is required by FY 2019. |  |                        |  |                          |             |  |   |                                   |                                  |                                     |                                |             |             |       |
| 467 | b. The original budget for 2016-17 was \$125,000. The City increased the budget to cover the increase for expenses carried over from the previous year. In 2018-19, the costs of educational testing software added \$200,000 to the budget.                          |  |                        |  |                          |             |  |   |                                   |                                  |                                     |                                |             |             |       |
| 468 | In 2017-18, instructional software was paid in advance during the 2016-17 fiscal year. Funds were transferred into the budget to support purchasing laptop carts.   |  |                        |  |                          |             |  |   |                                   |                                  |                                     |                                |             |             |       |
| 469 | c. The District is adding 15 computer carts at the elementary schools.  |  |                        |  |                          |             |  |   |                                   |                                  |                                     |                                |             |             |       |
| 470 | d. The Apple Hardware Lease is fully paid off in 2017-18.   |  |                        |  |                          |             |  |   |                                   |                                  |                                     |                                |             |             |       |
| 471 | TOTAL:  | \$1,148,165                                  | \$2,354,619            | \$1,148,165                                  | \$1,148,165              |             | \$1,148,165                              | \$675,000                                       | \$0                               | \$1,148,165                      | \$675,000                           | -\$473,165                     |             |             |       |

Approved: School Committee

|     | A  | R  | S                      | T  | U                        | V           | W  | X   | Z                                 | AA                               | AB                                  | AC                             | AD          | AE          | AF    |
|-----|--|--|------------------------|--|--------------------------|-------------|--|---|-----------------------------------|----------------------------------|-------------------------------------|--------------------------------|-------------|-------------|-------|
| 1   | Lowell Public Schools<br>Presentation Budget<br>2018-19                        |  |                        |  |                          |             |  |   |                                   |                                  |                                     |                                |             |             |       |
| 2   |  |  |                        |  |                          |             |  |   |                                   |                                  |                                     |                                |             |             |       |
| 3   |  |  |                        |  |                          |             |  |   |                                   |                                  |                                     |                                |             |             |       |
| 4   |  |  |                        |  |                          |             |  |   |                                   |                                  |                                     |                                |             |             |       |
| 5   |  |  |                        |  |                          |             |  |   |                                   |                                  |                                     |                                |             |             |       |
| 6   |  |  |                        |  |                          |             |  |   |                                   |                                  |                                     |                                |             |             |       |
|     |  | FY 2017 Initially<br>Approved<br>Budget (GF) | FY 2017<br>Actual (GF) | FY 2018 Initially<br>Approved<br>Budget (GF) | FY 2018<br>Expected (GF) | FY18<br>FTE | FY 2019<br>General Fund<br>Level Service | FY 2019<br>General Fund<br>Including<br>Changes | Revolving<br>Funds/Grant<br>Funds | FY 2019<br>Total Budget<br>Level | FY 2019 Total<br>Proposed<br>Budget | Variance<br>(Columns AB<br>AA) | FY19<br>FTE | FTE<br>DIFF | Notes |
| 7   | GF = General Fund  |  |                        |  |                          |             |  |   |                                   |                                  |                                     |                                |             |             |       |
| 472 | 2700/2800: Guidance Counselors, Social<br>Workers & Psychologists<br>Personnel |  |                        |  |                          |             |  |   |                                   |                                  |                                     |                                |             |             |       |
| 473 |  |  |                        |  |                          |             |  |   |                                   |                                  |                                     |                                |             |             |       |
| 474 | Guidance Counselors  | \$1,966,762                                  | \$1,895,904            | \$1,966,199                                  | \$1,985,861              | 23          | \$1,964,971                              | \$1,879,971                                     | \$85,000                          | \$2,049,971                      | \$1,964,971                         | -\$85,000                      | 22          | -1          | a     |
| 475 | Caseworker for the BRIDGE  | \$53,603                                     | \$54,634               | \$53,603                                     | \$55,000                 | 1           | \$55,774                                 | \$55,774  | \$0                               | \$55,774                         | \$55,774                            | \$0                            | 1           | 0           |       |
| 476 | Overtime   | \$2,500                                      | \$0                    | \$0  | \$0                      | 0           | \$0                                      | \$0   | \$0                               | \$0                              | \$0                                 | \$0                            | 0           | 0           |       |
| 477 | Clerk Schedulers - LHS   | \$212,423                                    | \$223,605              | \$212,423                                    | \$214,547                | 5           | \$220,969                                | \$220,969                                       | \$0                               | \$220,969                        | \$220,969                           | \$0                            | 5           | 0           |       |
| 478 | Social Workers   | \$858,614                                    | \$944,427              | \$1,033,055                                  | \$1,043,386              | 41          | \$1,061,435                              | \$1,061,435                                     | \$2,710,023                       | \$3,771,458                      | \$3,771,458                         | \$0                            | 41          | 0           |       |
| 479 | Psychologists  | \$1,220,534                                  | \$1,206,244            | \$1,228,685                                  | \$1,240,972              | 13          | \$1,269,967                              | \$1,269,967                                     | \$0                               | \$1,269,967                      | \$1,269,967                         | \$0                            | 13          | 0           |       |
| 480 |  |  |                        |  |                          |             |  |   |                                   |                                  |                                     |                                |             |             |       |
| 481 | Total Personnel:   | \$4,314,436                                  | \$4,324,814            | \$4,493,965                                  | \$4,539,766              | 83          | \$4,573,116                              | \$4,488,116                                     | \$2,795,023                       | \$ 7,368,139                     | \$ 7,283,139                        | -\$85,000                      | 82          | -1          |       |
| 482 | Notes:   |  |                        |  |                          |             |  |   |                                   |                                  |                                     |                                |             |             |       |
| 483 | a: One Career Center Guidance Counselor will be reduced.                       |  |                        |  |                          |             |  |   |                                   |                                  |                                     |                                |             |             |       |
| 484 |  |  |                        |  |                          |             |  |   |                                   |                                  |                                     |                                |             |             |       |
| 485 |  |  |                        |  |                          |             |  |   |                                   |                                  |                                     |                                |             |             |       |
| 486 | Non-Personnel  |  |                        |  |                          |             |  |   |                                   |                                  |                                     |                                |             |             |       |
| 487 |  |  |                        |  |                          |             |  |   |                                   |                                  |                                     |                                |             |             |       |
| 488 |  |  |                        |  |                          |             |  |   |                                   |                                  |                                     |                                |             |             |       |
| 489 | Guidance Supplies - LHS  | \$8,000                                      | \$924                  | \$8,000                                      | \$1,000                  |             | \$8,000                                  | \$1,000   | \$0                               | \$8,000                          | \$1,000                             | \$7,000                        |             |             |       |
| 490 |  |  |                        |  |                          |             |  |   |                                   |                                  |                                     |                                |             |             |       |
| 491 | Total Non-Personnel:   | \$8,000                                      | \$924                  | \$8,000                                      | \$1,000                  |             | \$8,000                                  | \$1,000   | \$0                               | \$8,000                          | \$1,000                             | \$7,000                        |             |             |       |
| 492 | Notes:   |  |                        |  |                          |             |  |   |                                   |                                  |                                     |                                |             |             |       |
| 493 |  |  |                        |  |                          |             |  |   |                                   |                                  |                                     |                                |             |             |       |
| 494 | TOTAL:   | \$4,322,436                                  | \$4,325,738            | \$4,501,965                                  | \$4,540,766              | 83          | \$4,581,116                              | \$4,489,116                                     | \$2,795,023                       | \$7,376,139                      | \$7,284,139                         | -\$92,000                      | 82          | -1          |       |

Approved: School Committee

|     | A   | R  | S                      | T  | U                        | V           | W  | X   | Z                                 | AA                               | AB                                  | AC                              | AD          | AE          | AF    |
|-----|---|--|------------------------|--|--------------------------|-------------|--|---|-----------------------------------|----------------------------------|-------------------------------------|---------------------------------|-------------|-------------|-------|
| 1   | Lowell Public Schools<br>Presentation Budget<br>2018-19 |  |                        |  |                          |             |  |   |                                   |                                  |                                     |                                 |             |             |       |
| 2   |   |  |                        |  |                          |             |  |   |                                   |                                  |                                     |                                 |             |             |       |
| 3   |   |  |                        |  |                          |             |  |   |                                   |                                  |                                     |                                 |             |             |       |
| 4   |   |  |                        |  |                          |             |  |   |                                   |                                  |                                     |                                 |             |             |       |
| 5   |   |  |                        |  |                          |             |  |   |                                   |                                  |                                     |                                 |             |             |       |
| 6   |   |  |                        |  |                          |             |  |   |                                   |                                  |                                     |                                 |             |             |       |
|     |   | FY 2017 Initially<br>Approved<br>Budget (GF) | FY 2017<br>Actual (GF) | FY 2018 Initially<br>Approved<br>Budget (GF) | FY 2018<br>Expected (GF) | FY18<br>FTE | FY 2019<br>General Fund<br>Level Service | FY 2019<br>General Fund<br>Including<br>Changes | Revolving<br>Funds/Grant<br>Funds | FY 2019<br>Total Budget<br>Level | FY 2019 Total<br>Proposed<br>Budget | Variance<br>(Columns AB-<br>AA) | FY19<br>FTE | FTE<br>DIFF | Notes |
| 7   | GF = General Fund                                       |  |                        |  |                          |             |  |   |                                   |                                  |                                     |                                 |             |             |       |
| 495 | 3100: Family Resource Center & Student Support Services |  |                        |  |                          |             |  |   |                                   |                                  |                                     |                                 |             |             |       |
| 496 | Personnel   |  |                        |  |                          |             |  |   |                                   |                                  |                                     |                                 |             |             |       |
| 497 | Family Resource Center Coordinator                      | \$96,638                                     | \$96,932               | \$48,319                                     | \$105,643                | 1           | \$108,834                                | \$108,834                                       | \$0                               | \$108,834                        | \$108,834                           | \$0                             | 1           | 0           |       |
| 498 | District Support Specialists                            | \$466,554                                    | \$447,405              | \$371,197                                    | \$374,909                | 6           | \$372,085                                | \$372,085                                       | \$87,842                          | \$459,927                        | \$459,927                           | \$0                             | 5           | -1          |       |
| 499 | Early Childhood Coordinator                             | \$0  | \$0                    | \$0  | \$0                      | 1           | \$20,000                                 | \$20,000  | \$36,187                          | \$56,187                         | \$56,187                            | \$0                             | 1           | 0           |       |
| 500 | Early Childhood Specialist                              | \$0  | \$0                    | \$20,000                                     | \$20,000                 | 1           | \$0                                      |   | \$107,817                         | \$107,817                        | \$107,817                           | \$0                             | 1           | 0           |       |
| 501 | PEG Developer Coach                                     | \$0  | \$0                    | \$0  | \$0                      | 1           | \$0                                      |   | \$85,321                          | \$85,321                         | \$85,321                            | \$0                             | 1           | 0           |       |
| 502 | Attendance Officer                                      | \$70,348                                     | \$70,348               | \$70,348                                     | \$71,051                 | 1           | \$73,197                                 | \$73,197  | \$0                               | \$73,197                         | \$73,197                            | \$0                             | 1           | 0           |       |
| 503 | Attendance Monitors                                     | \$65,898                                     | \$59,014               | \$65,898                                     | \$33,278                 | 1           | \$34,284                                 | \$34,284  | \$0                               | \$34,284                         | \$34,284                            | \$0                             | 1           | 0           |       |
| 504 |   |  |                        |  |                          |             |  |   |                                   |                                  |                                     |                                 |             |             |       |
| 505 | Total Personnel:  | \$699,438                                    | \$673,699              | \$575,762                                    | \$604,881                | 12          | \$608,400                                | \$608,400                                       | \$ 317,167                        | \$ 925,567                       | \$ 925,567                          | \$0                             | 11          | -1          |       |
| 506 | Notes:  |  |                        |  |                          |             |  |   |                                   |                                  |                                     |                                 |             |             |       |
| 507 |   |  |                        |  |                          |             |  |   |                                   |                                  |                                     |                                 |             |             |       |
| 508 |   |  |                        |  |                          |             |  |   |                                   |                                  |                                     |                                 |             |             |       |
| 509 |   |  |                        |  |                          |             |  |   |                                   |                                  |                                     |                                 |             |             |       |
| 510 | Non-Personnel   |  |                        |  |                          |             |  |   |                                   |                                  |                                     |                                 |             |             |       |
| 511 |   |  |                        |  |                          |             |  |   |                                   |                                  |                                     |                                 |             |             |       |
| 512 |   |  |                        |  |                          |             |  |   |                                   |                                  |                                     |                                 |             |             |       |
| 513 | Contracted Services - Student Support Services          | \$20,000                                     | \$24,004               | \$20,200                                     | \$23,000                 |             | \$23,000                                 | \$23,000  | \$0                               | \$23,000                         | \$23,000                            | \$0                             |             |             |       |
| 514 | Supplies - Student Support Services                     | \$15,000                                     | \$5,540                | \$15,000                                     | \$15,000                 |             | \$15,000                                 | \$15,000  | \$0                               | \$15,000                         | \$15,000                            | \$0                             |             |             |       |
| 515 |   |  |                        |  |                          |             |  |   |                                   |                                  |                                     |                                 |             |             |       |
| 516 | Total Non-Personnel:                                    | \$35,000                                     | \$29,544               | \$35,200                                     | \$35,200                 |             | \$38,000                                 | \$38,000  | \$0                               | \$38,000                         | \$38,000                            | \$0                             |             |             |       |
| 517 | Notes:  |  |                        |  |                          |             |  |   |                                   |                                  |                                     |                                 |             |             |       |
| 518 | TOTAL:  | \$734,438                                    | \$703,243              | \$610,962                                    | \$640,081                | 12          | \$646,400                                | \$646,400                                       | \$317,167                         | \$ 963,567                       | \$ 963,567                          | \$0                             | 11          | -1          |       |

|     | A  | R  | S                      | T  | U                        | V           | W  | X   | Z                                 | AA                               | AB                                  | AC                              | AD          | AE          | AF    |
|-----|--|--|------------------------|--|--------------------------|-------------|--|---|-----------------------------------|----------------------------------|-------------------------------------|---------------------------------|-------------|-------------|-------|
| 1   | Lowell Public Schools<br>Presentation Budget<br>2018-19  |  |                        |  |                          |             |  |   |                                   |                                  |                                     |                                 |             |             |       |
| 2   |  |  |                        |  |                          |             |  |   |                                   |                                  |                                     |                                 |             |             |       |
| 3   |  |  |                        |  |                          |             |  |   |                                   |                                  |                                     |                                 |             |             |       |
| 4   |  |  |                        |  |                          |             |  |   |                                   |                                  |                                     |                                 |             |             |       |
| 5   |  |  |                        |  |                          |             |  |   |                                   |                                  |                                     |                                 |             |             |       |
| 6   |  |  |                        |  |                          |             |  |   |                                   |                                  |                                     |                                 |             |             |       |
|     |  | FY 2017 Initially<br>Approved<br>Budget (GF) | FY 2017<br>Actual (GF) | FY 2018 Initially<br>Approved<br>Budget (GF) | FY 2018<br>Expected (GF) | FY18<br>FTE | FY 2019<br>General Fund<br>Level Service | FY 2019<br>General Fund<br>Including<br>Changes | Revolving<br>Funds/Grant<br>Funds | FY 2019<br>Total Budget<br>Level | FY 2019 Total<br>Proposed<br>Budget | Variance<br>(Columns AB-<br>AA) | FY19<br>FTE | FTE<br>DIFF | Notes |
| 7   | GF = General Fund  |  |                        |  |                          |             |  |   |                                   |                                  |                                     |                                 |             |             |       |
| 519 | 3300: Transportation   |  |                        |  |                          |             |  |   |                                   |                                  |                                     |                                 |             |             |       |
| 520 | Personnel  |  |                        |  |                          |             |  |   |                                   |                                  |                                     |                                 |             |             |       |
| 521 |  |  |                        |  |                          |             |  |   |                                   |                                  |                                     |                                 |             |             |       |
| 522 | Transportation Manager   | \$0  | \$0                    | \$48,319                                     | \$37,500                 | 1           | \$67,633                                 | \$0   | \$0                               | \$67,633                         | \$0                                 | -\$67,633                       | 0           | -1          | a     |
| 523 |  |  |                        |  |                          |             |  |   |                                   |                                  |                                     |                                 |             |             |       |
| 524 | Total Personnel:   | \$0  | \$0                    | \$48,319                                     | \$37,500                 | 1           | \$67,633                                 | \$0   | \$0                               | \$67,633                         | \$0                                 | -\$67,633                       | 0           | -1          |       |
| 525 | Notes:   |  |                        |  |                          |             |  |   |                                   |                                  |                                     |                                 |             |             |       |
| 526 | a: The Transportation Manager started in August of 2017 and left the position on April 13, 2018. The position will be combined with the Assistant Business Manager position. |  |                        |  |                          |             |  |   |                                   |                                  |                                     |                                 |             |             |       |
| 527 |  |  |                        |  |                          |             |  |   |                                   |                                  |                                     |                                 |             |             |       |
| 528 | Non-Personnel  |  |                        |  |                          |             |  |   |                                   |                                  |                                     |                                 |             |             |       |
| 529 |  |  |                        |  |                          |             |  |   |                                   |                                  |                                     |                                 |             |             |       |
| 530 | Contracted Transportation - Regular Education  | \$3,369,500                                  | \$2,912,323            | \$4,294,700                                  | \$4,294,700              |             | \$4,423,541                              | \$4,423,541                                     | \$0                               | \$4,423,541                      | \$4,423,541                         | \$0                             |             |             |       |
| 531 | Charter School Offset  | \$0  | \$0                    | -\$400,000                                   | -\$400,000               |             | -\$400,000                               | \$0   | \$0                               | -\$400,000                       | \$0                                 | \$400,000                       |             |             |       |
| 532 | Contracted Transportation - Special Education  | \$4,450,160                                  | \$4,588,472            | \$5,083,050                                  | \$5,485,000              |             | \$5,400,000                              | \$5,160,000                                     | \$0                               | \$5,400,000                      | \$5,160,000                         | -\$240,000                      |             |             | a     |
| 534 | Bus Passes   | \$0  | \$0                    | \$0  | \$57,520                 |             | \$60,000                                 | \$0   | \$0                               | \$60,000                         | \$0                                 | -\$60,000                       |             |             |       |
| 535 | Computer Software  | \$5,000                                      | \$5,000                | \$5,000                                      | \$5,000                  |             | \$5,000                                  | \$5,000   | \$0                               | \$5,000                          | \$5,000                             | \$0                             |             |             |       |
| 536 | Contracted Services - Routing  | \$4,000                                      | \$1,615                | \$4,000                                      | \$4,000                  |             | \$4,000                                  | \$4,000   | \$0                               | \$4,000                          | \$4,000                             | \$0                             |             |             |       |
| 537 | Supplies   | \$8,000                                      | \$7,669                | \$8,000                                      | \$8,000                  |             | \$8,000                                  | \$8,000   | \$0                               | \$8,000                          | \$8,000                             | \$0                             |             |             |       |
| 538 |  |  |                        |  |                          |             |  |   |                                   |                                  |                                     |                                 |             |             |       |
| 539 | Total Non-Personnel:   | \$7,836,660                                  | \$7,515,079            | \$8,994,750                                  | \$9,454,220              |             | \$9,500,541                              | \$9,600,541                                     | \$0                               | \$9,500,541                      | \$9,600,541                         | \$100,000                       |             |             |       |
| 540 | Notes:   |  |                        |  |                          |             |  |   |                                   |                                  |                                     |                                 |             |             |       |
| 541 |  |  |                        |  |                          |             |  |   |                                   |                                  |                                     |                                 |             |             |       |
| 542 | a: Special Education transportation costs are decreasing due to moving the CSA Day School closer to Lowell.  |  |                        |  |                          |             |  |   |                                   |                                  |                                     |                                 |             |             |       |
| 543 |  |  |                        |  |                          |             |  |   |                                   |                                  |                                     |                                 |             |             |       |
| 544 |  |  |                        |  |                          |             |  |   |                                   |                                  |                                     |                                 |             |             |       |
| 545 | TOTAL:   | \$7,836,660                                  | \$7,515,079            | \$9,043,069                                  | \$9,491,720              | 1           | \$9,568,174                              | \$ 9,600,541                                    | \$0                               | \$9,568,174                      | \$9,600,541                         | \$32,367                        |             | -1          |       |

|     | A  | R  | S                      | T  | U                        | V           | W  | X   | Z                                 | AA                               | AB                                  | AC                              | AD          | AE          | AF    |
|-----|--|--|------------------------|--|--------------------------|-------------|--|---|-----------------------------------|----------------------------------|-------------------------------------|---------------------------------|-------------|-------------|-------|
| 1   | Lowell Public Schools<br>Presentation Budget<br>2018-19  |  |                        |  |                          |             |  |   |                                   |                                  |                                     |                                 |             |             |       |
| 2   |  |  |                        |  |                          |             |  |   |                                   |                                  |                                     |                                 |             |             |       |
| 3   |  |  |                        |  |                          |             |  |   |                                   |                                  |                                     |                                 |             |             |       |
| 4   |  |  |                        |  |                          |             |  |   |                                   |                                  |                                     |                                 |             |             |       |
| 5   |  |  |                        |  |                          |             |  |   |                                   |                                  |                                     |                                 |             |             |       |
| 6   |  |  |                        |  |                          |             |  |   |                                   |                                  |                                     |                                 |             |             |       |
|     |  | FY 2017 Initially<br>Approved<br>Budget (GF) | FY 2017<br>Actual (GF) | FY 2018 Initially<br>Approved<br>Budget (GF) | FY 2018<br>Expected (GF) | FY18<br>FTE | FY 2019<br>General Fund<br>Level Service | FY 2019<br>General Fund<br>Including<br>Changes | Revolving<br>Funds/Grant<br>Funds | FY 2019<br>Total Budget<br>Level | FY 2019 Total<br>Proposed<br>Budget | Variance<br>(Columns AB-<br>AA) | FY19<br>FTE | FTE<br>DIFF | Notes |
| 7   | GF = General Fund  |  |                        |  |                          |             |  |   |                                   |                                  |                                     |                                 |             |             |       |
| 546 | 3500: Athletics & Student Activities   |  |                        |  |                          |             |  |   |                                   |                                  |                                     |                                 |             |             |       |
| 547 | Personnel  |  |                        |  |                          |             |  |   |                                   |                                  |                                     |                                 |             |             |       |
| 548 |  |  |                        |  |                          |             |  |   |                                   |                                  |                                     |                                 |             |             |       |
| 549 | Administrator of Athletics   | \$56,315                                     | \$53,087               | \$56,315                                     | \$60,000                 | 0.5         | \$58,835                                 | \$58,835  | \$0                               | \$58,835                         | \$58,835                            | \$0                             | 0.5         | 0           | a     |
| 551 | Coaches - Interscholastic  | \$455,522                                    | \$469,137              | \$455,522                                    | \$455,522                | 0           | \$455,522                                | \$455,522                                       | \$0                               | \$455,522                        | \$455,522                           | \$0                             | 0           | 0           |       |
| 552 | Coaches - Intramural   | \$65,570                                     | \$50,549               | \$66,000                                     | \$66,000                 | 0           | \$66,000                                 | \$66,000  | \$0                               | \$66,000                         | \$66,000                            | \$0                             | 0           | 0           |       |
| 553 | Student Activities Advisor - LHS   | \$76,730                                     | \$76,730               | \$76,730                                     | \$76,730                 | 1           | \$79,838                                 | \$79,838  | \$0                               | \$79,838                         | \$79,838                            | \$0                             | 1           | 0           |       |
| 554 | Stipends - Student Activities - LHS  | \$144,951                                    | \$135,325              | \$144,951                                    | \$144,951                | 0           | \$144,951                                | \$144,951                                       | \$0                               | \$144,951                        | \$144,951                           | \$0                             | 0           | 0           |       |
| 555 | Total Personnel:   |  |                        |  |                          |             |  |   |                                   |                                  |                                     |                                 |             |             |       |
| 556 | Notes:   | \$799,088                                    | \$784,829              | \$799,518                                    | \$803,203                | 1.5         | \$805,146                                | \$805,146                                       | \$0                               | \$805,146                        | \$805,146                           | \$0                             | 1.5         | 0           |       |
| 557 | a: Current position is (.5 FTE) Athletic Director and (.5 FTE) Department Chair - Physical Education   |  |                        |  |                          |             |  |   |                                   |                                  |                                     |                                 |             |             |       |
| 558 |  |  |                        |  |                          |             |  |   |                                   |                                  |                                     |                                 |             |             |       |
| 559 | Non-Personnel  |  |                        |  |                          |             |  |   |                                   |                                  |                                     |                                 |             |             |       |
| 560 |  |  |                        |  |                          |             |  |   |                                   |                                  |                                     |                                 |             |             |       |
| 561 | Contracted Services - Athletics  | \$30,000                                     | \$35,642               | \$31,826                                     | \$31,826                 |             | \$31,826                                 | \$31,826  | \$0                               | \$31,826                         | \$31,826                            | \$0                             |             |             |       |
| 562 | Contracted Transportation - Athletics  | \$130,000                                    | \$129,999              | \$130,000                                    | \$130,000                |             | \$130,000                                | \$130,000                                       | \$0                               | \$130,000                        | \$130,000                           | \$0                             |             |             |       |
| 563 | Contracted Athletic Trainer Services   | \$83,500                                     | \$83,500               | \$83,500                                     | \$83,500                 |             | \$83,500                                 | \$83,500  | \$0                               | \$83,500                         | \$83,500                            | \$0                             |             |             |       |
| 564 | Supplies - Athletics   | \$172,840                                    | \$151,849              | \$172,840                                    | \$172,840                |             | \$134,112                                | \$134,112                                       | \$0                               | \$134,112                        | \$134,112                           | \$0                             |             |             |       |
| 565 | Rental Fees  |  |                        |  |                          |             | \$30,000                                 | \$30,000  | \$0                               | \$30,000                         | \$30,000                            | \$0                             |             |             |       |
| 566 | Uniforms - Athletics   |  |                        |  |                          |             | \$10,000                                 | \$10,000  | \$0                               | \$10,000                         | \$10,000                            | \$0                             |             |             |       |
| 567 | Supplies - Student Activities  | \$35,000                                     | \$29,802               | \$34,000                                     | \$34,000                 |             | \$34,000                                 | \$34,000  | \$0                               | \$34,000                         | \$34,000                            | \$0                             |             |             |       |
| 568 | Student Activities   |  | \$111,338              | \$155,000                                    | \$125,000                |             | \$125,000                                | \$125,000                                       | \$0                               | \$125,000                        | \$125,000                           | \$0                             |             |             | a     |
| 569 |  |  |                        |  |                          |             |  |   |                                   |                                  |                                     |                                 |             |             |       |
| 570 | Total Non-Personnel:   | \$451,340                                    | \$542,129              | \$607,166                                    | \$577,166                |             | \$ 578,438                               | \$578,438                                       | \$0                               | \$578,438                        | \$578,438                           | \$0                             |             |             |       |
| 571 | Notes:   |  |                        |  |                          |             |  |   |                                   |                                  |                                     |                                 |             |             |       |
| 572 | a: The District increased the budget in 2016-17 to support field trips and after school activities so all students would have equitable opportunities. |  |                        |  |                          |             |  |   |                                   |                                  |                                     |                                 |             |             |       |
| 573 |  |  |                        |  |                          |             |  |   |                                   |                                  |                                     |                                 |             |             |       |
| 574 | TOTAL:   | \$1,250,428                                  | \$1,326,958            | \$1,406,684                                  | \$1,380,369              | 2           | \$1,383,584                              | \$1,383,584                                     | \$0                               | \$1,383,584                      | \$1,383,584                         | \$0                             | 2           | 0           |       |

Approved: School Committee

|     | A   | R  | S                      | T  | U                        | V           | W  | X   | Z                                 | AA                               | AB                                  | AC                             | AD          | AE          | AF    |
|-----|---|--|------------------------|--|--------------------------|-------------|--|---|-----------------------------------|----------------------------------|-------------------------------------|--------------------------------|-------------|-------------|-------|
| 1   | Lowell Public Schools<br>Presentation Budget<br>2018-19   |  |                        |  |                          |             |  |   |                                   |                                  |                                     |                                |             |             |       |
| 2   |   |  |                        |  |                          |             |  |   |                                   |                                  |                                     |                                |             |             |       |
| 3   |   |  |                        |  |                          |             |  |   |                                   |                                  |                                     |                                |             |             |       |
| 4   |   |  |                        |  |                          |             |  |   |                                   |                                  |                                     |                                |             |             |       |
| 5   |   |  |                        |  |                          |             |  |   |                                   |                                  |                                     |                                |             |             |       |
| 6   |   |  |                        |  |                          |             |  |   |                                   |                                  |                                     |                                |             |             |       |
|     |   | FY 2017 Initially<br>Approved<br>Budget (GF) | FY 2017<br>Actual (GF) | FY 2018 Initially<br>Approved<br>Budget (GF) | FY 2018<br>Expected (GF) | FY18<br>FTE | FY 2019<br>General Fund<br>Level Service | FY 2019<br>General Fund<br>Including<br>Changes | Revolving<br>Funds/Grant<br>Funds | FY 2019<br>Total Budget<br>Level | FY 2019 Total<br>Proposed<br>Budget | Variance<br>(Columns AB<br>AA) | FY19<br>FTE | FTE<br>DIFF | Notes |
| 7   | GF = General Fund   |  |                        |  |                          |             |  |   |                                   |                                  |                                     |                                |             |             |       |
| 575 | 4000: Custodial & Security Services   |  |                        |  |                          |             |  |   |                                   |                                  |                                     |                                |             |             |       |
| 576 | Personnel   |  |                        |  |                          |             |  |   |                                   |                                  |                                     |                                |             |             |       |
| 577 |   |  |                        |  |                          |             |  |   |                                   |                                  |                                     |                                |             |             |       |
| 578 | Facility Director   | \$80,000                                     | \$69,544               | \$80,000                                     | \$80,000                 | 1           | \$83,240                                 | \$83,240  | \$1,760                           | \$85,000                         | \$85,000                            | \$0                            | 1           | 0           | a     |
| 579 | Building Custodians   | \$4,221,591                                  | \$3,648,421            | \$4,291,625                                  | \$4,334,541              | 94          | \$3,642,686                              | \$3,642,686                                     | \$759,352                         | \$4,402,038                      | \$4,402,038                         | \$0                            | 94          | 0           | b     |
| 580 | Overtime - Use of Buildings   | \$70,000                                     | \$0                    | \$70,000                                     | \$70,000                 | 0           | \$0                                      | \$0   | \$70,000                          | \$70,000                         | \$70,000                            | \$0                            | 0           | 0           |       |
| 581 | Use of School Facilities  | -\$15,000                                    | \$0                    | -\$70,000                                    | -\$70,000                | 0           | \$0                                      | \$0   | \$0                               | \$0                              | \$0                                 | \$0                            | 0           | 0           | c     |
| 582 | Overtime - Man-Out  | \$140,000                                    | \$155,125              | \$100,000                                    | \$110,000                | 0           | \$110,000                                | \$95,000  | \$0                               | \$110,000                        | \$95,000                            | -\$15,000                      | 0           | 0           |       |
| 583 | Overtime - Miscellaneous  | \$99,780                                     | \$84,732               | \$75,000                                     | \$75,000                 | 0           | \$75,000                                 | \$70,000  | \$0                               | \$75,000                         | \$70,000                            | -\$5,000                       | 0           | 0           |       |
| 584 | H.V.A.C. Technician - LHS   | \$54,592                                     | \$57,091               | \$0  | \$0                      | 0           | \$0                                      | \$0   | \$0                               | \$0                              | \$0                                 | \$0                            | 0           | 0           | d     |
| 585 | Energy Management System Monitor  | \$51,816                                     | \$13,552               | \$0  | \$0                      | 0           | \$0                                      | \$0   | \$0                               | \$0                              | \$0                                 | \$0                            | 0           | 0           | d     |
| 586 | Plumbers  | \$95,000                                     | \$44,213               | \$0  | \$0                      | 0           | \$0                                      | \$0   | \$0                               | \$0                              | \$0                                 | \$0                            | 0           | 0           | d     |
| 587 | Security Guards   | \$423,769                                    | \$413,439              | \$427,993                                    | \$427,993                | 10          | \$386,263                                | \$386,263                                       | \$50,000                          | \$436,263                        | \$436,263                           | \$0                            | 10          | 0           | e     |
| 588 | School Resource Officers  | \$263,594                                    | \$260,571              | \$0  | \$0                      | 0           | \$0                                      | \$0   | \$0                               | \$0                              | \$0                                 | \$0                            | 0           | 0           | f     |
| 589 | Food Service Offset   | -\$785,531                                   | \$0                    | -\$661,112                                   | -\$661,112               |             | \$0                                      | \$0   | \$0                               | \$0                              | \$0                                 | \$0                            |             | 0           |       |
| 590 |   |  |                        |  |                          |             |  |   |                                   |                                  |                                     |                                |             |             |       |
| 591 | Total Personnel:  | \$4,699,611                                  | \$4,746,689            | \$4,313,506                                  | \$4,366,422              | 105         | \$4,297,189                              | \$4,277,189                                     | \$881,112                         | \$5,178,301                      | \$5,158,301                         | -\$20,000                      | 105         | 0           |       |
| 592 | Notes:  |  |                        |  |                          |             |  |   |                                   |                                  |                                     |                                |             |             |       |
| 593 | a: The Facility Director is paid partially by the revolving fund for facility usage by other organizations.                                     |  |                        |  |                          |             |  |   |                                   |                                  |                                     |                                |             |             |       |
| 594 | b: The Building Custodians will be reimbursed by the Food Service Account for \$661,112 and by the Use of Facilities Account for \$100,000.     |  |                        |  |                          |             |  |   |                                   |                                  |                                     |                                |             |             |       |
| 595 | c: The School Use of Facilities revolving account will pay for the building rental over-time costs.   |  |                        |  |                          |             |  |   |                                   |                                  |                                     |                                |             |             |       |
| 596 | d: Positions were eliminated from the budget in 2017-18 as maintenance is covered by the City as a part of the Maintenance of Effort Agreement. |  |                        |  |                          |             |  |   |                                   |                                  |                                     |                                |             |             |       |
| 597 | e: The Use of Facilities will fund \$50,000 of the Security Guard costs.  |  |                        |  |                          |             |  |   |                                   |                                  |                                     |                                |             |             |       |
| 598 | f: School Resource Officer positions are now paid through the Maintenance of Effort Agreement with the City of Lowell.                          |  |                        |  |                          |             |  |   |                                   |                                  |                                     |                                |             |             |       |
| 599 |   |  |                        |  |                          |             |  |   |                                   |                                  |                                     |                                |             |             |       |
| 600 |   |  |                        |  |                          |             |  |   |                                   |                                  |                                     |                                |             |             |       |
| 601 |   |  |                        |  |                          |             |  |   |                                   |                                  |                                     |                                |             |             |       |

Approved: School Committee



|     | A   | R  | S                      | T  | U                        | V           | W  | X   | Z                                 | AA                               | AB                                  | AC                             | AD          | AE          | AF    |
|-----|---|--|------------------------|--|--------------------------|-------------|--|---|-----------------------------------|----------------------------------|-------------------------------------|--------------------------------|-------------|-------------|-------|
| 1   | <div>Lowell Public Schools</div> <div>Presentation Budget</div> <div>2018-19</div>  |  |                        |  |                          |             |  |   |                                   |                                  |                                     |                                |             |             |       |
| 2   |   |  |                        |  |                          |             |  |   |                                   |                                  |                                     |                                |             |             |       |
| 3   |   |  |                        |  |                          |             |  |   |                                   |                                  |                                     |                                |             |             |       |
| 4   |   |  |                        |  |                          |             |  |   |                                   |                                  |                                     |                                |             |             |       |
| 5   |   |  |                        |  |                          |             |  |   |                                   |                                  |                                     |                                |             |             |       |
| 6   |   |  |                        |  |                          |             |  |   |                                   |                                  |                                     |                                |             |             |       |
| 7   | GF = General Fund   | FY 2017 Initially<br>Approved<br>Budget (GF) | FY 2017<br>Actual (GF) | FY 2018 Initially<br>Approved<br>Budget (GF) | FY 2018<br>Expected (GF) | FY18<br>FTE | FY 2019<br>General Fund<br>Level Service | FY 2019<br>General Fund<br>Including<br>Changes | Revolving<br>Funds/Grant<br>Funds | FY 2019<br>Total Budget<br>Level | FY 2019 Total<br>Proposed<br>Budget | Variance<br>(Columns AB<br>AA) | FY19<br>FTE | FTE<br>DIFF | Notes |
| 602 | 4000: Custodial & Security Services   |  |                        |  |                          |             |  |   |                                   |                                  |                                     |                                |             |             |       |
| 603 | Non-Personnel   |  |                        |  |                          |             |  |   |                                   |                                  |                                     |                                |             |             |       |
| 604 |   |  |                        |  |                          |             |  |   |                                   |                                  |                                     |                                |             |             |       |
| 605 | Utility - Water / Sewer   | \$155,000                                    | \$179,694              | \$155,000                                    | \$180,000                |             | \$180,000                                | \$0   | \$0                               | \$180,000                        | \$0                                 | -\$180,000                     |             |             |       |
| 606 | Utility - Telephone   | \$50,000                                     | \$47,513               | \$50,000                                     | \$120,000                |             | \$50,000                                 | \$20,000  | \$125,000                         | \$175,000                        | \$145,000                           | -\$30,000                      |             |             | a     |
| 607 | Preservatives (Floors)  | \$60,000                                     | \$41,881               | \$60,000                                     | \$42,000                 |             | \$60,000                                 | \$42,000  | \$0                               | \$60,000                         | \$42,000                            | -\$18,000                      |             |             |       |
| 608 | Supplies  | \$250,000                                    | \$256,292              | \$260,000                                    | \$215,505                |             | \$210,000                                | \$129,554                                       | \$50,000                          | \$260,000                        | \$179,554                           | -\$80,446                      |             |             | b     |
| 609 | Swimming Pool Maintenance & Supplies  | \$20,000                                     | \$10,440               | \$20,000                                     | \$11,000                 |             | \$20,000                                 | \$11,000  | \$0                               | \$20,000                         | \$11,000                            | -\$9,000                       |             |             |       |
| 610 | Building Repair & Maintenance   | \$227,848                                    | \$207,338              | \$227,000                                    | \$207,000                |             | \$107,000                                | \$7,000   | \$150,000                         | \$257,000                        | \$157,000                           | -\$100,000                     |             |             | c     |
| 611 | Contracted Services   | \$300,000                                    | \$115,586              | \$300,000                                    | \$300,000                |             | \$300,000                                | \$150,000                                       | \$50,000                          | \$350,000                        | \$200,000                           | -\$150,000                     |             |             | d     |
| 612 | Food Service Offset   | -\$45,000                                    | \$0                    | -\$196,511                                   | -\$196,511               |             | \$0                                      | \$0   | \$0                               | \$0                              | \$0                                 | \$0                            |             |             |       |
| 613 | Use of Facilities Offset  | -\$50,000                                    | \$0                    | -\$115,000                                   | -\$115,000               |             | \$0                                      | \$0   | \$0                               | \$0                              | \$0                                 | \$0                            |             |             |       |
| 614 |   |  |                        |  |                          |             |  |   |                                   |                                  |                                     |                                |             |             |       |
| 615 | Total Non-Personnel:  | \$967,848                                    | \$858,744              | \$760,489                                    | \$763,994                |             | \$927,000                                | \$359,554                                       | \$375,000                         | \$1,302,000                      | \$734,554                           | -\$567,446                     |             |             |       |
| 616 | Notes:  |  |                        |  |                          |             |  |   |                                   |                                  |                                     |                                |             |             |       |
| 617 |   |  |                        |  |                          |             |  |   |                                   |                                  |                                     |                                |             |             |       |
| 618 | a: It is estimated that \$125,000 will be reimbursed to the School Department from E-Rate funds.  |  |                        |  |                          |             |  |   |                                   |                                  |                                     |                                |             |             |       |
| 619 | b: The food service account will reimburse \$50,000 for supplies.   |  |                        |  |                          |             |  |   |                                   |                                  |                                     |                                |             |             |       |
| 620 | c: The Use of Facilities account will fund \$100,000 of building repairs and the Food Service account will fund \$50,000 of building repairs. |  |                        |  |                          |             |  |   |                                   |                                  |                                     |                                |             |             |       |
| 621 | d: The Food Service account will fund \$50,000 of contracted services.  |  |                        |  |                          |             |  |   |                                   |                                  |                                     |                                |             |             |       |
| 622 | TOTAL:  | \$5,667,459                                  | \$5,605,433            | \$5,073,995                                  | \$5,130,416              | 0           | \$ 5,224,189                             | \$ 4,636,743                                    | \$1,256,112                       | \$6,480,301                      | \$5,892,855                         | -\$587,446                     | 0           | 0           |       |

Approved: School Committee

|     | A  | R  | S                      | T  | U                        | V           | W  | X   | Z                                 | AA                               | AB                                  | AC                             | AD          | AE          | AF    |
|-----|--|--|------------------------|--|--------------------------|-------------|--|---|-----------------------------------|----------------------------------|-------------------------------------|--------------------------------|-------------|-------------|-------|
| 1   | <div>Lowell Public Schools</div> <div>Presentation Budget</div> <div>2018-19</div> |  |                        |  |                          |             |  |   |                                   |                                  |                                     |                                |             |             |       |
| 2   |  |  |                        |  |                          |             |  |   |                                   |                                  |                                     |                                |             |             |       |
| 3   |  |  |                        |  |                          |             |  |   |                                   |                                  |                                     |                                |             |             |       |
| 4   |  |  |                        |  |                          |             |  |   |                                   |                                  |                                     |                                |             |             |       |
| 5   |  |  |                        |  |                          |             |  |   |                                   |                                  |                                     |                                |             |             |       |
| 6   |  |  |                        |  |                          |             |  |   |                                   |                                  |                                     |                                |             |             |       |
| 7   | GF = General Fund  | FY 2017 Initially<br>Approved<br>Budget (GF) | FY 2017<br>Actual (GF) | FY 2018 Initially<br>Approved<br>Budget (GF) | FY 2018<br>Expected (GF) | FY18<br>FTE | FY 2019<br>General Fund<br>Level Service | FY 2019<br>General Fund<br>Including<br>Changes | Revolving<br>Funds/Grant<br>Funds | FY 2019<br>Total Budget<br>Level | FY 2019 Total<br>Proposed<br>Budget | Variance<br>(Columns AB<br>AA) | FY19<br>FTE | FTE<br>DIFF | Notes |
| 623 |  |  |                        |  |                          |             |  |   |                                   |                                  |                                     |                                |             |             |       |
| 624 | <b>5100/5200: Employee Benefits &amp; Retirement</b>                               |  |                        |  |                          |             |  |   |                                   |                                  |                                     |                                |             |             |       |
| 625 | <b>Personnel</b>   |  |                        |  |                          |             |  |   |                                   |                                  |                                     |                                |             |             |       |
| 626 |  |  |                        |  |                          |             |  |   |                                   |                                  |                                     |                                |             |             |       |
| 627 | Health Insurance Premiums  | \$15,045,328                                 | \$15,704,939           | \$16,586,212                                 | \$15,968,899             |             | \$15,968,899                             | \$16,353,051                                    | \$1,050,000                       | \$17,018,899                     | \$17,403,051                        | \$384,152                      |             |             | a     |
| 628 | Student Accident Insurance   | \$25,784                                     | \$24,497               | \$26,872                                     | \$26,872                 |             | \$26,872                                 | \$26,872  | \$0                               | \$26,872                         | \$26,872                            | \$0                            |             |             |       |
| 629 | Longevity  | \$50,000                                     | \$36,875               | \$40,000                                     | \$40,000                 |             | \$40,000                                 | \$10,000  | \$0                               | \$40,000                         | \$10,000                            | -\$30,000                      |             |             |       |
| 630 | Pre-Employment Physicals   | \$30,000                                     | \$25,494               | \$30,000                                     | \$30,000                 |             | \$30,000                                 | \$30,000  | \$0                               | \$30,000                         | \$30,000                            | \$0                            |             |             |       |
| 631 | Retirement Sick Leave Buyback  | \$1,125,000                                  | \$1,242,616            | \$1,200,000                                  | \$1,200,000              |             | \$1,200,000                              | \$700,000                                       | \$0                               | \$1,200,000                      | \$700,000                           | -\$500,000                     |             |             | b     |
| 632 |  |  |                        |  |                          |             |  |   |                                   |                                  |                                     |                                |             |             |       |
| 633 | <b>Total Personnel:</b>  | <b>\$16,276,112</b>                          | <b>\$17,034,421</b>    | <b>\$17,883,084</b>                          | <b>\$17,265,771</b>      | <b>0</b>    | <b>\$17,265,771</b>                      | <b>\$17,119,923</b>                             | <b>\$1,050,000</b>                | <b>\$18,315,771</b>              | <b>\$18,169,923</b>                 | <b>-\$145,848</b>              | <b>0</b>    |             |       |
| 634 | <b>Notes:</b>  |  |                        |  |                          |             |  |   |                                   |                                  |                                     |                                |             |             |       |
| 635 | a: Insurance costs are expected to remain stable.                                  |  |                        |  |                          |             |  |   |                                   |                                  |                                     |                                |             |             |       |
| 636 | b: Retirement Sick Leave Buyback payments will be deferred to FY2020               |  |                        |  |                          |             |  |   |                                   |                                  |                                     |                                |             |             |       |
| 637 |  |  |                        | \$17,883,084                                 | \$17,883,084             |             |  | \$17,897,188                                    |                                   |                                  |                                     |                                |             |             |       |
| 638 | Grant & Revolving Funded Positions   |  |                        | -\$1,250,000                                 | -\$1,345,844             |             |  | -\$500,000                                      |                                   |                                  |                                     |                                |             |             |       |
| 639 | FTE Additional (Subtractions)  |  |                        | \$430,000                                    | \$0                      |             |  | -\$490,000                                      |                                   |                                  |                                     |                                |             |             |       |
| 640 | Food Service Revolving Fund - Caf  Health Insurance                                |  |                        | -\$458,161                                   | -\$349,000               |             |  | -\$350,000                                      |                                   |                                  |                                     |                                |             |             |       |
| 641 | Food Service Revolving Fund - Custodial Health Insurance                           |  |                        | -\$115,204                                   | -\$115,204               |             |  | -\$100,000                                      |                                   |                                  |                                     |                                |             |             |       |
| 642 | Food Service Revolving Fund - Para Health Insurance                                |  |                        | -\$104,137                                   | -\$104,137               |             |  | -\$104,137                                      |                                   |                                  |                                     |                                |             |             |       |
| 643 | Total  |  |                        | \$16,586,212                                 | \$15,968,899             |             |  | \$16,353,051                                    |                                   |                                  |                                     |                                |             |             |       |

|     | A  | R  | S                      | T  | U                        | V           | W  | X   | Z                                 | AA                               | AB                                  | AC                             | AD          | AE          | AF    |
|-----|--|--|------------------------|--|--------------------------|-------------|--|---|-----------------------------------|----------------------------------|-------------------------------------|--------------------------------|-------------|-------------|-------|
| 1   | <div>Lowell Public Schools</div> <div>Presentation Budget</div> <div>2018-19</div>   |  |                        |  |                          |             |  |   |                                   |                                  |                                     |                                |             |             |       |
| 2   |  |  |                        |  |                          |             |  |   |                                   |                                  |                                     |                                |             |             |       |
| 3   |  |  |                        |  |                          |             |  |   |                                   |                                  |                                     |                                |             |             |       |
| 4   |  |  |                        |  |                          |             |  |   |                                   |                                  |                                     |                                |             |             |       |
| 5   |  |  |                        |  |                          |             |  |   |                                   |                                  |                                     |                                |             |             |       |
| 6   |  |  |                        |  |                          |             |  |   |                                   |                                  |                                     |                                |             |             |       |
| 7   | GF = General Fund  | FY 2017 Initially<br>Approved<br>Budget (GF) | FY 2017<br>Actual (GF) | FY 2018 Initially<br>Approved<br>Budget (GF) | FY 2018<br>Expected (GF) | FY18<br>FTE | FY 2019<br>General Fund<br>Level Service | FY 2019<br>General Fund<br>Including<br>Changes | Revolving<br>Funds/Grant<br>Funds | FY 2019<br>Total Budget<br>Level | FY 2019 Total<br>Proposed<br>Budget | Variance<br>(Columns AB<br>AA) | FY19<br>FTE | FTE<br>DIFF | Notes |
| 644 |  |  |                        |  |                          |             |  |   |                                   |                                  |                                     |                                |             |             |       |
| 645 | <b>5300: Rentals</b>   |  |                        |  |                          |             |  |   |                                   |                                  |                                     |                                |             |             |       |
| 646 | <b>Non-Personnel</b>   |  |                        |  |                          |             |  |   |                                   |                                  |                                     |                                |             |             |       |
| 647 | Central Administration Office Lease  | \$423,764                                    | \$423,764              | \$414,843                                    | \$414,843                |             | \$403,014                                | \$403,014                                       | \$11,829                          | \$414,843                        | \$414,843                           | \$0                            |             |             |       |
| 648 | SPED Leasing of Space  | \$0  | \$0                    | \$152,000                                    | \$152,000                |             | \$152,000                                | \$282,672                                       | \$0                               | \$152,000                        | \$282,672                           | \$130,672                      |             |             | a     |
| 649 | Food Service Offset  |  |                        | -\$11,829                                    | -\$11,829                |             | \$0                                      | \$0   | \$0                               | \$0                              | \$0                                 | \$0                            |             |             |       |
| 650 |  |  |                        |  |                          |             |  |   |                                   |                                  |                                     |                                |             |             |       |
| 651 | <i>Total Non-Personnel:</i>  | \$423,764                                    | \$423,764              | \$555,014                                    | \$555,014                |             | \$555,014                                | \$685,686                                       | \$11,829                          | \$566,843                        | \$697,515                           | \$130,672                      |             |             |       |
| 652 | <b>Notes:</b>  |  |                        |  |                          |             |  |   |                                   |                                  |                                     |                                |             |             |       |
| 653 | a: A larger CSA Day School that is closer to Lowell is recommended to be leased at \$282,672. This is a proposed 3 year lease. |  |                        |  |                          |             |  |   |                                   |                                  |                                     |                                |             |             |       |
| 654 |  |  |                        |  |                          |             |  |   |                                   |                                  |                                     |                                |             |             |       |
| 655 |  |  |                        |  |                          |             |  |   |                                   |                                  |                                     |                                |             |             |       |
| 656 | <b>TOTAL:</b>  | <b>\$423,764</b>                             | <b>\$423,764</b>       | <b>\$555,014</b>                             | <b>\$555,014</b>         | <b>0</b>    | <b>\$555,014</b>                         | <b>\$685,686</b>                                | <b>\$11,829</b>                   | <b>\$566,843</b>                 | <b>\$697,515</b>                    | <b>\$130,672</b>               | <b>0</b>    |             |       |

Approved: School Committee

|     | A   | R  | S                      | T  | U                        | V           | W  | X   | Z                                 | AA                               | AB                                  | AC                              | AD          | AE          | AF    |
|-----|---|--|------------------------|--|--------------------------|-------------|--|---|-----------------------------------|----------------------------------|-------------------------------------|---------------------------------|-------------|-------------|-------|
| 1   | Lowell Public Schools<br>Presentation Budget<br>2018-19   |  |                        |  |                          |             |  |   |                                   |                                  |                                     |                                 |             |             |       |
| 2   |   |  |                        |  |                          |             |  |   |                                   |                                  |                                     |                                 |             |             |       |
| 3   |   |  |                        |  |                          |             |  |   |                                   |                                  |                                     |                                 |             |             |       |
| 4   |   |  |                        |  |                          |             |  |   |                                   |                                  |                                     |                                 |             |             |       |
| 5   |   |  |                        |  |                          |             |  |   |                                   |                                  |                                     |                                 |             |             |       |
| 6   |   |  |                        |  |                          |             |  |   |                                   |                                  |                                     |                                 |             |             |       |
|     |   | FY 2017 Initially<br>Approved<br>Budget (GF) | FY 2017<br>Actual (GF) | FY 2018 Initially<br>Approved<br>Budget (GF) | FY 2018<br>Expected (GF) | FY18<br>FTE | FY 2019<br>General Fund<br>Level Service | FY 2019<br>General Fund<br>Including<br>Changes | Revolving<br>Funds/Grant<br>Funds | FY 2019<br>Total Budget<br>Level | FY 2019 Total<br>Proposed<br>Budget | Variance<br>(Columns AB-<br>AA) | FY19<br>FTE | FTE<br>DIFF | Notes |
| 7   | GF = General Fund   |  |                        |  |                          |             |  |   |                                   |                                  |                                     |                                 |             |             |       |
| 657 | 7000: Capital Outlay  |  |                        |  |                          |             |  |   |                                   |                                  |                                     |                                 |             |             |       |
| 658 | Non-Personnel   |  |                        |  |                          |             |  |   |                                   |                                  |                                     |                                 |             |             |       |
| 659 |   |  |                        |  |                          |             |  |   |                                   |                                  |                                     |                                 |             |             |       |
| 660 | Capital Improvements  | \$150,000                                    | \$80,217               | \$100,000                                    | \$100,000                |             | \$0                                      | \$0   | \$100,000                         | \$100,000                        | \$100,000                           | \$0                             |             |             | a     |
| 661 | Equipment Replacement   | \$150,000                                    | \$65,770               | \$125,000                                    | \$125,000                |             | \$125,000                                | \$125,000                                       | \$0                               | \$125,000                        | \$125,000                           | \$0                             |             |             |       |
| 662 | Use of School Facilities Offset   | -\$100,000                                   | \$0                    | -\$100,000                                   | -\$100,000               |             | \$0                                      | \$0   |                                   | \$0                              | \$0                                 | \$0                             |             |             |       |
| 663 |   |  |                        |  |                          |             |  |   |                                   |                                  |                                     |                                 |             |             |       |
| 664 | Total Non-Personnel:  | \$200,000                                    | \$145,987              | \$125,000                                    | \$125,000                |             | \$125,000                                | \$125,000                                       | \$100,000                         | \$225,000                        | \$225,000                           | \$0                             |             |             |       |
| 665 | Notes:  |  |                        |  |                          |             |  |   |                                   |                                  |                                     |                                 |             |             |       |
| 666 | a: The Use of Facilities account will fund \$100,000 for the Capital Improvements for the District. |  |                        |  |                          |             |  |   |                                   |                                  |                                     |                                 |             |             |       |
| 667 |   |  |                        |  |                          |             |  |   |                                   |                                  |                                     |                                 |             |             |       |
| 668 | TOTAL:  | \$200,000                                    | \$145,987              | \$125,000                                    | \$125,000                | 0           | \$125,000                                | \$125,000                                       | \$100,000                         | \$225,000                        | \$225,000                           | \$0                             | 0           |             |       |

Approved: School Committee

|     | A   | R  | S                      | T  | U                        | V           | W  | X   | Z                                 | AA                               | AB                                  | AC                              | AD          | AE          | AF    |
|-----|---|--|------------------------|--|--------------------------|-------------|--|---|-----------------------------------|----------------------------------|-------------------------------------|---------------------------------|-------------|-------------|-------|
| 1   | Lowell Public Schools<br>Presentation Budget<br>2018-19 |  |                        |  |                          |             |  |   |                                   |                                  |                                     |                                 |             |             |       |
| 2   |   |  |                        |  |                          |             |  |   |                                   |                                  |                                     |                                 |             |             |       |
| 3   |   |  |                        |  |                          |             |  |   |                                   |                                  |                                     |                                 |             |             |       |
| 4   |   |  |                        |  |                          |             |  |   |                                   |                                  |                                     |                                 |             |             |       |
| 5   |   |  |                        |  |                          |             |  |   |                                   |                                  |                                     |                                 |             |             |       |
| 6   |   |  |                        |  |                          |             |  |   |                                   |                                  |                                     |                                 |             |             |       |
|     |   |  |                        |  |                          |             |  |   |                                   |                                  |                                     |                                 |             |             |       |
| 7   | GF = General Fund                                       | FY 2017 Initially<br>Approved<br>Budget (GF) | FY 2017<br>Actual (GF) | FY 2018 Initially<br>Approved<br>Budget (GF) | FY 2018<br>Expected (GF) | FY18<br>FTE | FY 2019<br>General Fund<br>Level Service | FY 2019<br>General Fund<br>Including<br>Changes | Revolving<br>Funds/Grant<br>Funds | FY 2019<br>Total Budget<br>Level | FY 2019 Total<br>Proposed<br>Budget | Variance<br>(Columns AB-<br>AA) | FY19<br>FTE | FTE<br>DIFF | Notes |
| 669 | 9000: Suspense Account                                  |  |                        |  |                          |             |  |   |                                   |                                  |                                     |                                 |             |             |       |
| 670 | Non-Personnel   |  |                        |  |                          |             |  |   |                                   |                                  |                                     |                                 |             |             |       |
| 671 |   |  |                        |  |                          |             |  |   |                                   |                                  |                                     |                                 |             |             |       |
| 672 | School Committee Suspense                               | \$179,920                                    | \$0                    | \$1,000,377                                  | \$0                      |             | \$0                                      | \$105,000                                       | \$0                               | \$0                              | \$105,000                           | \$105,000                       |             |             |       |
| 673 |   |  |                        |  |                          |             |  |   |                                   |                                  |                                     |                                 |             |             |       |
| 674 |   | \$179,920                                    | \$0                    | \$1,000,377                                  | \$0                      |             | \$0                                      | \$105,000                                       | \$0                               | \$0                              | \$105,000                           | \$105,000                       |             |             |       |
| 675 | Notes:  |  |                        |  |                          |             |  |   |                                   |                                  |                                     |                                 |             |             |       |
| 676 |   |  |                        |  |                          |             |  |   |                                   |                                  |                                     |                                 |             |             |       |
| 677 | TOTAL:  | \$179,920                                    |                        | \$1,000,377                                  | \$0                      | 0           | \$0                                      | \$105,000                                       | \$0                               | \$0                              | \$105,000                           | \$105,000                       | 0           |             |       |
| 678 | GRAND TOTAL   | \$158,445,229                                | \$159,287,945          | \$162,942,834                                | \$161,573,682            | 1887        | \$168,545,654                            | \$165,522,325                                   | \$16,148,877                      | \$184,694,531                    | \$181,671,202                       | -\$3,023,329                    | 1846        | -40         |       |
| 679 | ADJUSTMENT  |  | -\$619,522             |  |                          |             |  |   |                                   |                                  |                                     |                                 |             |             |       |
| 680 | TOTAL AFTER ADJUSTMENT                                  |  | \$162,323,312          |  |                          |             |  |   |                                   |                                  |                                     |                                 |             |             |       |

Approved: School Committee

|    | A   | B    | C    | D      | E      | F      | G            | H            | I                 |
|----|---|------|------|--------|--------|--------|--------------|--------------|-------------------|
| 1  | Lowell Public Schools                         |      |      |        |        |        |              |              |                   |
| 2  | FTE Change Sorted by Category                 |      |      |        |        |        |              |              |                   |
| 3  | 2018-19 Budget                                |      |      |        |        |        |              |              |                   |
| 4  |   |      |      |        |        |        |              |              |                   |
| 5  |   | 2018 | 2019 | Deduct | Add    | Net    |              |              |                   |
| 6  |   | FTE  | FTE  | Change | Change | Change | Location     | Budget       | Source            |
| 7  |   |      |      |        |        |        |              |              |                   |
| 8  | <b>Administration - Schools</b>               |      |      |        |        |        |              |              |                   |
| 9  | Alternative School Principal- Cardinal        | 1    | 0    | -1     | 0      | -1     | Cardinal     | -\$123,160   | Operating         |
| 10 | Assistant Principal                           | 0    | 1    | 0      | 1      | 1      | Rogers       | \$105,000    | Operating         |
| 11 | Director of Curriculum & Instruction          | 1    | 0    | -1     | 0      | -1     | LHS          | -\$114,999   | Operating         |
| 12 | Guidance Counselor                            | 23   | 22   | -1     | 0      | -1     | LHS          | -\$85,000    | Operating         |
| 13 | Instructional Specialist                      | 17   | 16   | -1     | 0      | -1     | LHS          | -\$84,000    | Title I           |
| 14 |   |      |      |        |        | -3     |              | -\$302,159   |                   |
| 15 | <b>Administration - Central Office</b>        |      |      |        |        |        |              |              |                   |
| 16 | Assistant Business Manager                    | 1    | 0    | -1     | 0      | -1     | Central      | -\$95,000    | Operating         |
| 17 | Transportation Manager                        | 1    | 0    | -1     | 0      | -1     | Central      | -\$67,633    | Operating         |
| 18 | Assistant Business Manager for Transportation | 0    | 1    | 0      | 1      | 1      | Central      | \$95,000     | Operating         |
| 19 | Assistant Network Manager                     | 0    | 1    | 0      | 1      | 1      | Central      | \$67,469     | Operating         |
| 20 | Part-Time Computer Repair Tech                | 2    | 1    | -1     | 0      | -1     | Central      | -\$67,043    | Operating         |
| 21 | Enterprise Systems Engineer                   | 1    | 0    | -1     | 0      | -1     | Central      | -\$88,443    | Operating         |
| 22 | Student Database Administrator - K-12         | 1    | 0    | -1     | 0      | -1     | Central      | -\$81,002    | Operating         |
| 23 | Database and Systems Administrator            | 0    | 1    | 1      | 0      | 1      | Central      | \$88,443     | Operating         |
| 24 | Title I Director                              | 1    | 0    | -1     | 0      | -1     | Central      | -\$118,878   | Title I           |
| 25 | District Support ELL Specialist               | 6    | 5    | -1     |        | -1     | Central      | -\$99,289    | Title III         |
| 26 |   |      |      |        |        | -4     |              | -\$366,376   |                   |
| 27 | <b>Teachers</b>                               |      |      |        |        |        |              |              |                   |
| 28 | English Teachers                              | 2    | 0    | -2     | 0      | -2     | Cardinal     | -\$120,000   | Operating         |
| 29 | English Teachers                              | 2    | 0    | -2     | 0      | -2     | LHS          | -\$120,000   | Operating         |
| 30 | Mathematics Teachers                          | 82   | 80   | -2     | 0      | -2     | LHS          | -\$120,000   | Operating         |
| 31 | Middle School Teachers                        | 90   | 88   | -2     | 0      | -2     | Sullivan     | -\$120,000   | Operating         |
| 32 | Pre-K Teacher                                 | 0    | 1    | 0      | 1      | 1      | Pawtucketvil | \$81,381     | Operating         |
| 33 | Pre-K Teacher                                 | 21   | 22   | 0      | 1      | 1      | Pre-K Center | \$60,000     | Operating         |
| 34 | Reading Teacher                               | 1    | 0    | -1     | 0      | -1     | Greenhalge   | -\$60,000    | Title I           |
| 35 | Reading Teacher                               | 1    | 0    | -1     | 0      | -1     | Wang         | -\$60,000    | Operating         |
| 36 | Reading Teachers                              | 80   | 78   | -2     | 0      | -2     | Murkland     | -\$120,000   | Title I/Operating |
| 37 | Social Studies Teachers                       | 44   | 43   | -1     | 0      | -1     | Cardinal     | -\$60,000    | Operating         |
| 38 | Special Education Teacher                     | 0    | 1    | 0      | 1      | 1      | Lincoln      | \$60,000     | Operating         |
| 39 | Special Education Teacher                     | 0    | 1    | 0      | 1      | 1      | Robinson     | \$60,000     | Operating         |
| 40 | Special Education Teachers                    | 208  | 210  | 2      | 0      | 2      | CSA Day      | \$120,000    | Operating         |
| 41 | Elementary Classroom Teachers                 | 265  | 266  | 0      | 1      | 1      | Moody        | \$60,000     | Operating         |
| 42 |   |      |      |        |        | -6     |              | -\$338,619   |                   |
| 43 |   |      |      |        |        |        |              |              |                   |
| 44 | <b>Support Staff</b>                          |      |      |        |        |        |              |              |                   |
| 45 | Paraprofessionals                             | 181  | 174  | -7     | 0      | -7     | Districtwide | -\$175,000   | Operating         |
| 46 | Library Aides                                 | 18   | 0    | -18    | 0      | -18    | Districtwide | -\$541,040   | Operating         |
| 47 | School Clerks                                 | 40   | 38   | -2     | 0      | -2     | LHS          | -\$86,158    | Operating         |
| 48 |   |      |      |        |        | -27    |              | -\$802,198   |                   |
| 49 |   |      |      |        |        |        |              |              |                   |
| 50 |   |      |      |        |        |        |              |              |                   |
| 51 | <b>Health Insurance</b>                       |      |      |        |        |        |              | -\$400,000   |                   |
| 52 |   |      |      |        |        | -40    |              | -\$2,209,352 |                   |

Lowell Public Schools  
FY 2018-19 Staff Salary

Staff Positions  
Listed by Position

| First Name | Last Name  | Account No. | FTE | Org No.  | Position         | School Location     | Salary Budget |
|------------|------------|-------------|-----|----------|------------------|---------------------|---------------|
| ANDRE      | DESCOTEAUX | 1100-512918 | 1   | 99341303 | SCHOOL COMMITTEE | A001 - DISTRICTWIDE | \$12,000      |
| JACQUELINE | DOHERTY    | 1100-512918 | 1   | 99341303 | SCHOOL COMMITTEE | A001 - DISTRICTWIDE | \$12,000      |
| ROBERT     | HOEY       | 1100-512918 | 1   | 99341303 | SCHOOL COMMITTEE | A001 - DISTRICTWIDE | \$12,000      |
| DOMINIK    | HOK LAY    | 1100-512918 | 1   | 99341303 | SCHOOL COMMITTEE | A001 - DISTRICTWIDE | \$12,000      |
| CONSTANCE  | MARTIN     | 1100-512918 | 1   | 99341303 | SCHOOL COMMITTEE | A001 - DISTRICTWIDE | \$12,000      |
| GERARD     | NUTTER     | 1100-512918 | 1   | 99341303 | SCHOOL COMMITTEE | A001 - DISTRICTWIDE | \$12,000      |
|            |            |             | 6   |          |                  |                     | \$72,000      |

Lowell Public Schools  
FY 2018-19 Staff Salary

Staff Positions  
Listed by Position

| First Name | Last Name | Account No. | FTE | Org No.  | Position                       | School Location | Salary Budget |
|------------|-----------|-------------|-----|----------|--------------------------------|-----------------|---------------|
| SALAH      | KHELFAOUI | 1200-512800 | 1   | 99341203 | SUPERINTENDENT                 | T001 - ADMIN    | \$199,225     |
| JEANNINE   | DURKIN    | 1200-512205 | 1   | 99341203 | DEPUTY SUPRT/STUDNT SUPP SERV  | T001 - ADMIN    | \$157,075     |
| ROBIN      | DESMOND   | 1200-512901 | 1   | 99341203 | ASST SPRTNDT CURRICULUM        | T001 - ADMIN    | \$154,500     |
| GARY       | FRISCH    | 1200-512204 | 1   | 99341203 | ASST SPRTNDT FINANCE/OPERATIOI | T001 - ADMIN    | \$154,500     |
| VACANT     | VACANT    | 1200-512971 | 1   | 99341203 | DIRECTOR OF HR                 | T001 - ADMIN    | \$95,476      |
|            |           |             | 5   |          |                                |                 | \$760,776     |



Lowell Public Schools  
FY 2018-19 Staff Salary

Staff Positions  
Listed by Position

| First Name | Last Name    | Account No. | FTE | Org No.  | Position                   | School Location | Salary Budget |
|------------|--------------|-------------|-----|----------|----------------------------|-----------------|---------------|
| VACANT     | VACANT       | 1400-512902 | 1   | 99341230 | ASSISTANT BUSINESS MANAGER | T001 - ADMIN    | \$99,500      |
| APRIL      | ROURKE       | 2300-512141 | 1   | 16040040 | ASST HR DIRECTOR           | T001 - ADMIN    | \$83,240      |
| ROBERT     | MCLEOD       | 1400-512902 | 1   | 99341230 | INTERNAL AUDITOR           | T001 - ADMIN    | \$62,364      |
| JACLYN     | KELLEHER-ROY | 1400-512920 | 1   | 99341215 | GRANT MANAGER SCHOOLS      | T001 - ADMIN    | \$71,407      |

Lowell Public Schools  
FY 2018-19 Staff Salary

Staff Positions  
Listed by Position

| First Name | Last Name | Account No. | FTE | Org No.  | Position                    | School Location        | Salary Budget |
|------------|-----------|-------------|-----|----------|-----------------------------|------------------------|---------------|
| KENNETH    | NELSON    | 2450-512120 | 1   | 99311203 | MANAGER OF ICTS             | T070 - TECHNOLOGY      | \$91,809      |
| JAMES      | FITZMEYER | 2450-512917 | 1   | 99341201 | NETWORK MANAGER             | T070 - TECHNOLOGY      | \$79,413      |
| HANI       | SALMAN    | 1400-520703 | 1   | 99341233 | HELP DESK MANAGER           | T070 - TECHNOLOGY      | \$56,105      |
| JOHN       | OVERTON   | 2450-512917 | 1   | 99311202 | DISTRICT WEBMASTER          | T070 - TECHNOLOGY      | \$68,825      |
| DAVID      | NEHME     | 2450-512917 | 1   | 99341201 | MEDIA TECHNGY SUPRT LIAISON | T070 - TECHNOLOGY      | \$63,529      |
| THAN       | OO        | 2450-512917 | 1   | 99341201 | MEDIA TECHNGY SUPRT LIAISON | T070 - TECHNOLOGY      | \$63,529      |
| CHRIS      | TRICOCHÉ  | 2450-512917 | 1   | 99341201 | MEDIA TECHNGY SUPRT LIAISON | T070 - TECHNOLOGY      | \$64,800      |
|            |           |             | 3   |          |                             |                        | \$191,857     |
| GERALD     | GOYETTE   | 1400-512917 | 1   | 99011207 | COMPUTER REPAIR TECHNICIAN  | T024 - LHS MAIN OFFICE | \$64,695      |
| CAITLIN    | CASSELLA  | 2300-512141 | 1   | 16410005 | DATA ANALYST                | T001 - ADMIN           | \$46,822      |
| KIM        | LEW       | 2300-511000 | 1   | 16040040 | DATA ANALYST                | T001 - ADMIN           | \$46,822      |
|            |           |             | 2   |          |                             |                        | \$93,645      |
| MARK       | LEW       | 1400-512970 | 1   | 99041205 | SCHEDULER -LHS              | T024 - LHS MAIN OFFICE | \$81,811      |
| WEDEL      | PAUL      | 1400-512140 | 1   | 99341201 | DATABASE AND SYSTEMS ADMIN  | T070 - TECHNOLOGY      | \$88,443      |
| VACANT     | VACANT    | 2450-512917 | 1   | 99341201 | ASSISTANT NETWORK MANAGER   | T070 - TECHNOLOGY      | \$67,469      |

Lowell Public Schools  
FY 2018-19 Staff Salary

Staff Positions  
Listed by Position

| First Name   | Last Name   | Account No. | FTE | Org No.  | Position                       | School Location | Salary Budget |
|--------------|-------------|-------------|-----|----------|--------------------------------|-----------------|---------------|
| KAREN        | BREKALIS    | 1400-512902 | 1   | 99341230 | ACCOUNT CLERK BUSINESS         | T001 - ADMIN    | \$46,368      |
| BILLIE       | CASEY       | 2300-511000 | 1   | 16110020 | ACCOUNTING CLERK               | T001 - ADMIN    | \$48,649      |
| NANCY        | COTE        | 1400-512902 | 1   | 99341230 | EXECUTIVE SECRETARY            | T001 - ADMIN    | \$55,923      |
| THERESA      | COUILLIARD  | 1400-512902 | 1   | 99341230 | GENERAL OFFICE CLERK           | T001 - ADMIN    | \$48,180      |
| RENEE        | DAIGLE      | 1400-512902 | 1   | 99341207 | SECRETARY SPECIAL ED           | T001 - ADMIN    | \$47,713      |
| CAROL        | GOODIN      | 1400-512902 | 1   | 99341207 | GENERAL OFFICE CLERK           | T001 - ADMIN    | \$46,368      |
| CYNTHIA      | HIGGINS     | 2300-511000 | 1   | 99341207 | ACCOUNT CLERK BUSINESS         | T001 - ADMIN    | \$48,180      |
| DEBRA        | JARVIS      | 1400-512902 | 1   | 99341230 | EXECUTIVE SECRETARY            | T001 - ADMIN    | \$56,393      |
| SARIN        | KIM         | 1400-512902 | 1   | 99341207 | GENERAL OFFICE CLERK           | T001 - ADMIN    | \$48,649      |
| VACANT       | VACANT      | 0000-511000 | 1   | 16790008 | ACCOUNT CLERK BUSINESS         | T001 - ADMIN    | \$48,180      |
| MARY         | LAPOINTE    | 2300-511000 | 1   | 16110020 | GENERAL OFFICE CLERK           | T001 - ADMIN    | \$48,180      |
| PAMELA       | MACQUARRIE  | 1400-512902 | 1   | 99341230 | ACCOUNT CLERK BUSINESS         | T001 - ADMIN    | \$47,713      |
| MEGAN        | MANNING     | 1400-512902 | 1   | 99341230 | ACCOUNT CLERK BUSINESS         | T001 - ADMIN    | \$46,368      |
| MARIA        | MARTINEZ    | 1400-512902 | 1   | 99341207 | GENERAL OFFICE CLERK           | T001 - ADMIN    | \$48,649      |
| ELIZABETH    | MCLAUGHLIN  | 1400-512902 | 1   | 99341230 | ACCOUNT CLERK BUSINESS         | T001 - ADMIN    | \$48,649      |
| LYNN         | MORAN       | 1400-512902 | 1   | 99341207 | GENERAL OFFICE CLERK           | T001 - ADMIN    | \$48,180      |
| MARIA        | MORRISSETTE | 1400-512902 | 1   | 99341230 | ACCOUNTING CLERK               | T001 - ADMIN    | \$43,826      |
| CHERYL       | OBRIEN      | 1400-512902 | 1   | 99341207 | SECRETARY SPECIAL ED           | T001 - ADMIN    | \$55,923      |
| MINERVA      | PALAZZO     | 1400-512902 | 1   | 99341230 | CONFIDENTIAL SECRETARY         | T001 - ADMIN    | \$62,039      |
| KARINA       | RIVERA      | 2300-511000 | 1   | 99341207 | ACCOUNT CLERK BUSINESS         | T001 - ADMIN    | \$45,012      |
| PROHASVADDEY | ROS         | 1400-512902 | 1   | 99341230 | GEN OFFICE CLERK-PARENT INFO O | T001 - ADMIN    | \$48,649      |
| MARTA        | ROSARIO     | 1400-512902 | 1   | 99341230 | ACCOUNT CLERK BUSINESS         | T001 - ADMIN    | \$48,649      |
| VIRGINIA     | RUIZ        | 1400-512902 | 1   | 99341207 | GENERAL OFFICE CLERK           | T001 - ADMIN    | \$47,713      |
| KELLY        | RYAN        | 1400-512902 | 1   | 99341230 | ACCOUNTING CLERK               | T001 - ADMIN    | \$48,649      |
| ELSA         | SANCHEZ     | 1400-512902 | 1   | 99341230 | ACCOUNTING CLERK               | T001 - ADMIN    | \$48,180      |
| MARY         | SHEEHAN     | 1400-512902 | 1   | 99341230 | EXECUTIVE SECRETARY DPTY SUPER | T001 - ADMIN    | \$57,158      |
| SHARON       | SMITH       | 1400-512902 | 1   | 99341230 | ACCOUNT CLERK BUSINESS         | T001 - ADMIN    | \$48,649      |
| NANCY        | SPLAINE     | 1400-512902 | 1   | 99341230 | ACCOUNT CLERK BUSINESS         | T001 - ADMIN    | \$48,180      |
| KAREN        | LAGNAS      | 1400-512902 | 1   | 99341230 | EXECUTIVE SECRETARY            | T001 - ADMIN    | \$53,783      |
| VACANT       | VACANT      | 1400-512902 | 1   | 99341230 | ADDITIONAL HOURS               | T001 -ADMIN     | \$8,492       |
|              |             |             |     |          |                                |                 | \$1,447,247   |

Lowell Public Schools  
FY 2018-19 Staff Salary

Staff Positions  
Listed by Position

| First Name | Last Name    | Account No. | FTE | Org No.  | Position                       | School Location | Salary Budget |
|------------|--------------|-------------|-----|----------|--------------------------------|-----------------|---------------|
| JAMES      | HALL         | 1400-512919 | 1   | 99341215 | GENERAL COUNSEL                | T001 - ADMIN    | \$91,809      |
| JANE       | MOSHER-CANTY | 2300-511200 | 1   | 16110020 | STAFF COUNSEL FOR STUDENT SVCS | T001 - ADMIN    | \$108,876     |
| MICHAEL    | ORTIZ        | 1400-512143 | 1   | 99341215 | STAFF COUNSEL FOR STUDENT SVCS | T001 - ADMIN    | \$108,876     |

Lowell Public Schools  
FY 2018-19 Staff Salary

Staff Positions  
Listed by Position

| First Name | Last Name   | Account No. | FTE | Org No.  | Position                        | School Location        | Salary Budget |
|------------|-------------|-------------|-----|----------|---------------------------------|------------------------|---------------|
| SHARON     | CLARK       | 2100-512109 | 1   | 99011003 | ACADEMIC CHAIR - FINE ARTS      | S024 - LHS MAIN OFFICE | \$119,076     |
| ROBERT     | DELOSSA     | 2100-512109 | 1   | 99013103 | ACADEMIC CHAIR - SOCIAL STUDIES | S024 - LHS MAIN OFFICE | \$110,674     |
| SHONII     | DIFRANCESCO | 2100-512109 | 1   | 99020103 | ACADEMIC CHAIR - SPED           | S024 - LHS MAIN OFFICE | \$104,600     |
| TRACY      | ESTRELLA    | 2100-512109 | 1   | 99012003 | ACADEMIC CHAIR - MATH           | S024 - LHS MAIN OFFICE | \$106,929     |
| STEPHEN    | GERVAIS     | 2100-512109 | 1   | 99011603 | ACADEMIC CHAIR - FOREIGN L.     | S024 - LHS MAIN OFFICE | \$111,831     |
| SUZANNE    | KEEFE       | 2100-512109 | 1   | 99011503 | ACADEMIC CHAIR - ENGLISH        | S024 - LHS MAIN OFFICE | \$113,721     |
| STEPHANIE  | SELVAGGIO   | 2100-512109 | 1   | 99013003 | ACADEMIC CHAIR - SCIENCE        | S024 - LHS MAIN OFFICE | \$113,721     |

Lowell Public Schools  
FY 2018-19 Staff Salary

Staff Positions  
Listed by Position

| First Name | Last Name        | Account No. | FTE | Org No.  | Position                      | School Location | Salary Budget |
|------------|------------------|-------------|-----|----------|-------------------------------|-----------------|---------------|
| JENNIFER   | MCCRISTAL        | 2100-512133 | 1   | 99320103 | DIRECTOR OF SPECIAL ED        | T001 - ADMIN    | \$131,084     |
| DONNA      | MALUCCIO         | 2300-511200 | 1   | 16110020 | ASSISTANT ADMIN-SPECIAL ED    | T001 - ADMIN    | \$107,799     |
| JEFFREY    | GWIAZDA          | 2350-512110 | 1   | 99312003 | COORD OF MATH                 | T001 - ADMIN    | \$109,287     |
| MELISSA    | NEWELL           | 2100-512119 | 1   | 99312904 | COORD OF LANGUAGE ARTS        | S001 - ADMIN    | \$103,227     |
| MARTHA     | COHN             | 2100-512146 | 1   | 99313005 | COORD OF SCIENCE              | T001 - ADMIN    | \$110,443     |
| CAROLYN    | ROCHELEAU-FEENEY | 2300-511200 | 1   | 16820010 | COORDINATOR OF SPECIAL PROGRA | T001 - ADMIN    | \$112,319     |
| PAUL       | SCHLICHTMAN      | 2100-512110 | 1   | 99300004 | COORD TESTING AND ASSESMENT   | S001 - ADMIN    | \$112,319     |
| NAN        | MURPHY           | 2100-512141 | 1   | 16040040 | DIR OF ACCOUNTIBILITY         | S001 - ADMIN    | \$127,227     |

Lowell Public Schools  
FY 2018-19 Staff Salary

Staff Positions  
Listed by Position

| First Name | Last Name     | Account No. | FTE | Org No.  | Position                 | School Location        | Salary Budget |
|------------|---------------|-------------|-----|----------|--------------------------|------------------------|---------------|
| MARIANNE   | BUSTEED       | 2200-512106 | 1   | 99010706 | HEAD OF SCHOOL           | T024 - LHS MAIN OFFICE | \$145,670     |
| DEIDRE     | HALEY         | 2200-512108 | 1   | 99010706 | HIGH SCHOOL MASTER       | S019 - LHS B           | \$117,746     |
| TIMOTHY    | OKEEFE        | 2200-512108 | 1   | 99010706 | HIGH SCHOOL MASTER       | S022 - LHS D           | \$113,463     |
| DAVID      | SLATTERY      | 2200-512108 | 1   | 99010706 | HIGH SCHOOL MASTER       | S023 - LHS E           | \$116,590     |
| MARIA      | VEJAR-BORISON | 2200-512108 | 1   | 99010706 | HIGH SCHOOL MASTER       | S020 - LHS C           | \$120,873     |
|            |               |             | 4   |          |                          |                        | \$468,671     |
| JILL       | ROTHSCHILD    | 2200-512968 | 1   | 99030306 | DIR FRESHMAN ACADEMY     | S018 - LHS A           | \$112,308     |
| MICHELE    | HARVEY        | 2200-512112 | 1   | 99030306 | STUDENT SUPPORT SERVICES | S018 - LHS A           | \$97,821      |

Lowell Public Schools  
FY 2018-19 Staff Salary

Staff Positions  
Listed by Position

| First Name | Last Name       | Account No. | FTE | Org No.  | Position        | School Location         | Salary Budget |
|------------|-----------------|-------------|-----|----------|-----------------|-------------------------|---------------|
| DAVID      | ANDERSON        | 2200-512101 | 1   | 97541103 | PRINCIPAL       | S026 - MCAULIFFE        | \$112,867     |
| KEVIN      | ANDRIOLO        | 2200-512101 | 1   | 98041103 | PRINCIPAL       | S031 - MURKLAND         | \$112,867     |
| SEAN       | CARABATSOS      | 2200-512101 | 1   | 94041103 | PRINCIPAL       | S033 - REILLY           | \$121,344     |
| JAMES      | CARDACI         | 2200-512101 | 1   | 96041109 | PRINCIPAL       | S047 - STOKLOSA         | \$117,991     |
| RUBEN      | CARMONA         | 2200-512101 | 1   | 92041103 | PRINCIPAL       | S025 - LINCOLN          | \$125,227     |
| KIMBERLEY  | CLEMENTS        | 2200-512101 | 1   | 90241103 | PRINCIPAL       | S004 - BAILEY           | \$125,514     |
| WENDY      | CROCKER-ROBERGE | 2200-512101 | 1   | 91841103 | PRINCIPAL       | S014 - JOSEPH G. PYNE   | \$126,328     |
| CHERYL     | CUNNINGHAM      | 2200-512101 | 1   | 95541103 | PRINCIPAL       | S043 - WASHINGTON       | \$126,035     |
| MICHAEL    | DUCHARME        | 2200-512101 | 1   | 91241103 | PRINCIPAL       | S027 - MCAVINNUE        | \$112,868     |
| ROBERTA    | KEEFE           | 2200-512101 | 1   | 92741103 | PRINCIPAL       | S029 - MOODY ELEMENTARY | \$124,858     |
| PETER      | HOLTZ           | 2200-512101 | 1   | 98341103 | PRINCIPAL       | S005 - BARTLETT         | \$125,191     |
| EDWARD     | FOSTER          | 2200-512101 | 1   | 98841103 | PRINCIPAL       | S038 - SULLIVAN JR HIGH | \$128,775     |
| JASON      | MCCREVAN        | 2200-512101 | 1   | 98741103 | PRINCIPAL       | S036 - ROGERS           | \$131,863     |
| MATHEW     | MCLEAN          | 2200-512101 | 1   | 93641103 | PRINCIPAL       | S032 - PAWTUCKETVILLE   | \$123,088     |
| FREDERICK  | MCOSKER         | 2200-512101 | 1   | 93041103 | PRINCIPAL       | S030 - MOREY            | \$124,548     |
| JAMES      | NEARY           | 2200-512101 | 1   | 91541103 | PRINCIPAL       | S013 - GREENHALGE       | \$123,109     |
| WILLIAM    | SKINNER         | 2200-512101 | 1   | 98541103 | PRINCIPAL       | S011 - DALEY JR HIGH    | \$139,096     |
| TERESA     | SOARES-PENA     | 2200-512101 | 1   | 98441103 | PRINCIPAL       | S007 - BUTLER           | \$120,660     |
| MATTHEW    | STAHL           | 2200-512101 | 1   | 98941103 | PRINCIPAL       | S042 - WANG             | \$138,742     |
| BRIDGET    | DOWLING         | 2200-512101 | 1   | 98641103 | PRINCIPAL       | S035 - ROBINSON         | \$120,000     |
| VACANT     | VACANT          | 2200-512101 | 1   | 95041103 | PRINCIPAL       | S037 - SHAUGHNESSY      | \$125,792     |
| VACANT     | VACANT          | 2200-512101 |     | 90241103 | PRINCIPAL MERIT | A001 - ADMIN            | \$26,268      |
|            |                 |             | 21  |          |                 |                         | \$2,633,031   |



Lowell Public Schools  
FY 2018-19 Staff Salary

Staff Positions  
Listed by Position

| First Name | Last Name  | Account No. | FTE | Org No.  | Position            | School Location         | Salary Budget |
|------------|------------|-------------|-----|----------|---------------------|-------------------------|---------------|
| MICHAEL    | BANKS      | 2200-512102 | 1   | 98841103 | ASSISTANT PRINCIPAL | S038 - SULLIVAN JR HIGH | \$117,746     |
| ZACHARY    | BEST       | 2200-512102 | 1   | 98441103 | ASSISTANT PRINCIPAL | S007 - BUTLER           | \$116,233     |
| MEGHAN     | BRANCO     | 2200-512102 | 1   | 93641103 | ASSISTANT PRINCIPAL | S032 - PAWTUCKETVILLE   | \$112,907     |
| PATTI-JEAN | CORRENTE   | 2200-512102 | 1   | 97541103 | ASSISTANT PRINCIPAL | S026 - MCAULIFFE        | \$113,262     |
| MICHAEL    | DOMINA     | 2200-512102 | 1   | 91241103 | ASSISTANT PRINCIPAL | S027 - MCAVINNUE        | \$109,778     |
| KAYLA      | DORSEY     | 2200-512102 | 1   | 92041103 | ASSISTANT PRINCIPAL | S025 - LINCOLN          | \$106,650     |
| ROBERT     | DOYLE      | 2200-512102 | 1   | 98541103 | ASSISTANT PRINCIPAL | S011 - DALEY JR HIGH    | \$117,746     |
| ROBERT     | FITZGERALD | 2200-512102 | 1   | 96041103 | ASSISTANT PRINCIPAL | S047 - STOKLOSA         | \$116,233     |
| JEFFREY    | HAINES     | 2200-512102 | 1   | 90241103 | ASSISTANT PRINCIPAL | S004 - BAILEY           | \$103,211     |
| LORI       | LANG       | 2200-512102 | 1   | 91841103 | ASSISTANT PRINCIPAL | S014 - JOSEPH G. PYNE   | \$108,866     |
| DINA       | MANCINI    | 2200-512102 | 1   | 98341103 | ASSISTANT PRINCIPAL | S005 - BARTLETT         | \$106,538     |
| KATHLEEN   | MCLAUGHLIN | 2200-512102 | 1   | 98741103 | ASSISTANT PRINCIPAL | S036 - ROGERS           | \$119,716     |
| ROGER      | MORNEAU    | 2200-512102 | 1   | 98641103 | ASSISTANT PRINCIPAL | S035 - ROBINSON         | \$116,590     |
| GREGORY    | PASSERI    | 2200-512102 | 1   | 98941103 | ASSISTANT PRINCIPAL | S042 - WANG             | \$113,105     |
| DENISE     | PERRIN     | 2200-512102 | 1   | 98041103 | ASSISTANT PRINCIPAL | S031 - MURKLAND         | \$116,722     |
| MAGALY     | RONAN      | 2200-512102 | 1   | 91541103 | ASSISTANT PRINCIPAL | S013 - GREENHALGE       | \$113,262     |
| VACANT     | VACANT     | 2200-512102 | 1   | 94041103 | ASSISTANT PRINCIPAL | S033 - REILLY           | \$105,000     |
| MAUREEN    | WARD-NAULT | 2200-512102 | 1   | 95041103 | ASSISTANT PRINCIPAL | S037 - SHAUGHNESSY      | \$113,262     |
| KELIANN    | WOODLOCK   | 2200-512102 | 1   | 93041103 | ASSISTANT PRINCIPAL | S030 - MOREY            | \$114,418     |
| VACANT     | VACANT     | 2200-512102 | 1   | 98741103 | ASSISTANT PRINCIPAL | S036 - ROGERS           | \$105,000     |
|            |            |             | 20  |          |                     |                         | \$2,246,244   |

Lowell Public Schools  
FY 2018-19 Staff Salary

Staff Positions  
Listed by Position

| First Name | Last Name       | Account No. | FTE | Org No.  | Position                 | School Location  | Salary Budget |
|------------|-----------------|-------------|-----|----------|--------------------------|------------------|---------------|
| FRANCISCO  | VICENTE         | 2200-512110 | 1   | 91920104 | ALT SCHOOL COORDINATOR   | S015 - LAURA LEE | \$100,576     |
| MEGAN      | O'LOUGHLIN      | 2000-512110 | 1   | 92510603 | ALT SCHOOL PRINCIPAL     | S028 - MOLLOY    | \$113,996     |
| PATRICIA   | CLARK-NOWOSWIAT | 2200-512101 | 1   | 95441103 | ALT SCHOOL COORDINATOR   | S048 - CREST     | \$112,283     |
| CAROLYN    | CUNEO           | 2300-511200 | 1   | 16110020 | ALT SCHOOL COORDINATOR   | S016 - LEBLANC   | \$106,257     |
| ELLEN      | SPIEGEL         | 2100-512110 | 1   | 99210609 | ALT SCHOOL PRINCIPAL     | T050 - BRIDGE    | \$117,205     |
| KALI       | GEDDES          | 2800-512135 | 1   | 99228103 | ASST/LEAD SOCIAL WORKER  | S006 - BRIDGE    | \$87,597      |
| LAUREN     | CAMPION         | 2000-511000 | 1   | 16740005 | COMMUNITY SCH PROG MANGR | S028 - MOLLOY    | \$83,240      |

Lowell Public Schools  
FY 2018-19 Staff Salary

Staff Positions  
Listed by Position

| First Name | Last Name     | Account No. | FTE | Org No.  | Position                 | School Location          | Salary Budget |
|------------|---------------|-------------|-----|----------|--------------------------|--------------------------|---------------|
| NANCY      | FISSETTE      | 2200-512902 | 1   | 99241103 | SCHOOL CLERK             | A001 - BRIDGE            | \$58,711      |
| DONNA      | PELTON        | 2200-512902 | 1   | 90141103 | SCHOOL CLERK             | T009 - CARDINAL O'CONNEL | \$43,542      |
| GLADYS     | MARRERO       | 0000-511000 | 1   | 15400008 | SCHOOL CLERK             | T002 - ADULT EDUCATION   | \$48,180      |
| ALICE      | MCLAUGHLIN    | 2200-512902 | 1   | 90241103 | SCHOOL CLERK             | T004 - BAILEY            | \$44,004      |
| KAREN      | JOSLYN        | 2200-512902 | 1   | 98341103 | SCHOOL CLERK             | T005 - BARTLETT          | \$43,079      |
| NANCY      | MCCLUSKEY     | 2200-512902 | 1   | 98441103 | SCHOOL CLERK             | T007 - BUTLER            | \$40,379      |
| JUDITH     | GEOFFROY      | 2200-512902 | 1   | 98541103 | SCHOOL CLERK             | T011 - DALEY JR HIGH     | \$44,004      |
| DONNA      | ST LAURENT    | 2200-512902 | 1   | 91541103 | SCHOOL CLERK             | T013 - GREENHALGE        | \$44,004      |
| JOY        | SOROTA        | 2200-512902 | 1   | 91841103 | SCHOOL CLERK             | T014 - JOSEPH G. PYNE    | \$39,198      |
| TAMMY      | MCGLAUFILIN   | 2200-512902 | 1   | 91941103 | SCHOOL CLERK             | T015 - LAURA LEE         | \$43,079      |
| JENNIFER   | LENZI         | 2200-512902 | 1   | 93541103 | SCHOOL CLERK             | T016 - LEBLANC           | \$39,198      |
| MARY LOU   | BOUCHER       | 2200-512902 | 1   | 99041103 | SCHOOL CLERK             | T024 - LHS MAIN OFFICE   | \$48,180      |
| BRENDA     | DEANGELIS     | 2200-512902 | 1   | 99041103 | SCHOOL CLERK             | T024 - LHS MAIN OFFICE   | \$44,004      |
| JACQUELINE | DOLAN         | 2200-512902 | 1   | 99041103 | SCHOOL CLERK             | T024 - LHS MAIN OFFICE   | \$43,079      |
| SUSAN      | FRANCISCO     | 2200-512902 | 1   | 99041103 | SECRETARY HEAD OF SCHOOL | T024 - LHS MAIN OFFICE   | \$56,393      |
| JOAN       | MARAS         | 2200-512902 | 1   | 99041103 | SCHOOL CLERK             | T024 - LHS MAIN OFFICE   | \$48,180      |
| LAURIE     | MCANESPIE     | 2200-512902 | 1   | 99041103 | SCHOOL CLERK             | T024 - LHS MAIN OFFICE   | \$43,079      |
| PATRICIA   | NOONAN        | 2200-512902 | 1   | 99041103 | SCHOOL CLERK             | T024 - LHS MAIN OFFICE   | \$48,649      |
| CENCILLIA  | OBIKA         | 2200-512902 | 1   | 99041103 | SCHOOL CLERK             | T024 - LHS MAIN OFFICE   | \$43,542      |
| KATHLEEN   | PROVENCHER    | 2200-512902 | 1   | 99041103 | SCHOOL CLERK             | T024 - LHS MAIN OFFICE   | \$47,713      |
| CHARLENE   | SHATTUCK      | 2200-512902 | 1   | 99041103 | SCHOOL CLERK             | T024 - LHS MAIN OFFICE   | \$48,180      |
| SHEILA     | SOUSA         | 2200-512902 | 1   | 99041103 | SCHOOL CLERK             | T024 - LHS MAIN OFFICE   | \$44,004      |
| MARIA      | TELLADO-PEREZ | 2200-512902 | 1   | 99041103 | SCHOOL CLERK             | T024 - LHS MAIN OFFICE   | \$40,379      |
| VACANT     | VACANT        | 2200-512902 | -2  | 99041103 | SCHOOL CLERK             | T024 - LHS MAIN OFFICE   | -\$86,158     |
| KATHLEEN   | CARRABIS      | 2200-512902 | 1   | 92041103 | SCHOOL CLERK             | T025 - LINCOLN           | \$39,198      |
| LINDA      | THOMPSON      | 2200-512902 | 1   | 97541103 | SCHOOL CLERK             | T026 - MCAULIFFE         | \$44,004      |
| NANCY      | NUNEZ         | 2200-512902 | 1   | 91241103 | SCHOOL CLERK             | T027 - MCAVINNUE         | \$43,079      |
| SHEILA     | STURTEVANT    | 2200-512902 | 1   | 92541105 | SCHOOL CLERK             | T028 - CAREER ACADEMY    | \$43,079      |
| GENEVIEVE  | PARASOLE      | 2200-512902 | 1   | 92741103 | SCHOOL CLERK             | T029 - MOODY ELEMENTARY  | \$44,004      |
| LISA       | CROWLEY       | 2200-512902 | 1   | 93041103 | SCHOOL CLERK             | T030 - MOREY             | \$43,079      |

Lowell Public Schools  
FY 2018-19 Staff Salary

Staff Positions  
Listed by Position

| First Name | Last Name        | Account No. | FTE | Org No.  | Position     | School Location         | Salary Budget |
|------------|------------------|-------------|-----|----------|--------------|-------------------------|---------------|
| DEBORAH    | CARNEY           | 2200-512902 | 1   | 98041103 | SCHOOL CLERK | T031 - MURKLAND         | \$43,079      |
| ANDREA     | WOLFE            | 2200-512902 | 1   | 93641103 | SCHOOL CLERK | T032 - PAWTUCKETVILLE   | \$43,542      |
| CARLA      | COUILLIARD       | 2200-512902 | 1   | 94041103 | SCHOOL CLERK | T033 - REILLY           | \$43,079      |
| MAUREEN    | SOUZA            | 2200-512902 | 1   | 98641103 | SCHOOL CLERK | T035 - ROBINSON         | \$44,004      |
| MEGAN      | AMES             | 2200-512902 | 1   | 98741103 | SCHOOL CLERK | T036 - ROGERS           | \$43,079      |
| LINA       | FARIA            | 2200-512902 | 1   | 95041103 | SCHOOL CLERK | T037 - SHAUGHNESSY      | \$43,542      |
| ENID       | DECASTRO         | 2200-512902 | 1   | 98841103 | SCHOOL CLERK | T038 - SULLIVAN JR HIGH | \$43,079      |
| OMAYRA     | MARCANO OFARRILL | 2200-512902 | 1   | 98941103 | SCHOOL CLERK | T042 - WANG             | \$43,079      |
| CATHERINE  | NOLAN            | 2200-512902 | 1   | 95541103 | SCHOOL CLERK | T043 - WASHINGTON       | \$44,004      |
| MILEENA    | PRONH            | 2200-512902 | 1   | 96041109 | SCHOOL CLERK | T047 - STOKLOSA         | \$39,198      |
| WEDNESDAY  | ZYLA             | 2200-512902 | 1   | 95441103 | SCHOOL CLERK | T048 - CREST            | \$43,542      |
|            |                  |             | 38  |          |              |                         | \$1,686,277   |

Lowell Public Schools  
FY 2018-19 Staff Salary

Staff Positions  
Listed by Position

| First Name | Last Name | Account No. | FTE | Org No.  | Position                  | School Location        | Salary Budget |
|------------|-----------|-------------|-----|----------|---------------------------|------------------------|---------------|
| MICHELLE   | CALLAHAN  | 2200-512207 | 1   | 99041006 | BURSAR/FINANCE SPECIALIST | T024 - LHS MAIN OFFICE | \$48,225      |
|            |           |             | 1   |          |                           |                        | \$48,225      |

Lowell Public Schools  
FY 2018-19 Staff Salary

Staff Positions  
Listed by Position

| First Name | Last Name | Account No. | FTE | Org No.  | Position          | School Location       | Salary Budget |
|------------|-----------|-------------|-----|----------|-------------------|-----------------------|---------------|
| DONNA      | COTE      | 2300-512903 | 1   | 90210903 | Teacher-Preschool | S004 - BAILEY         | \$81,381      |
| TUNDE      | BOI       | 2300-512903 | 1   | 98310903 | Teacher-Preschool | S005 - BARTLETT       | \$70,396      |
| MARIA      | FABERY    | 2300-512903 | 1   | 98310903 | Teacher-Preschool | S005 - BARTLETT       | \$86,150      |
| LORI       | CONLON    | 2300-512903 | 1   | 91510903 | Teacher-Preschool | S013 - GREENHALGE     | \$70,764      |
| ERIN       | HART      | 2300-512903 | 1   | 91510903 | Teacher-Preschool | S013 - GREENHALGE     | \$83,776      |
| SOVANNAVY  | LIM       | 2300-512903 | 1   | 91810903 | Teacher-Preschool | S014 - JOSEPH G. PYNE | \$90,340      |
| TRICIA     | DOLAN     | 2300-512903 | 1   | 92010903 | Teacher-Preschool | S025 - LINCOLN        | \$79,838      |
| JESSICA    | FRASER    | 2300-512903 | 1   | 92010903 | Teacher-Preschool | S025 - LINCOLN        | \$79,838      |
| KATHLEEN   | DOWLING   | 2300-512903 | 1   | 97510903 | Teacher-Preschool | S026 - MCAULIFFE      | \$79,838      |
| JULIE      | GORDON    | 2300-512903 | 1   | 97510903 | Teacher-Preschool | S026 - MCAULIFFE      | \$84,556      |
| ANNE-MARIE | HISLOP    | 2300-512903 | 1   | 91210903 | Teacher-Preschool | S027 - MCAVINNUE      | \$83,776      |
| LYNN       | MCKELVIE  | 2300-512903 | 1   | 93010901 | Teacher-Preschool | S030 - MOREY          | \$84,556      |
| CHRISTINE  | VEIGA     | 2300-512903 | 1   | 93010901 | Teacher-Preschool | S030 - MOREY          | \$79,400      |
| SARAH      | BOWLEN    | 2300-512903 | 1   | 98010903 | Teacher-Preschool | S031 - MURKLAND       | \$84,556      |
| JULIE      | DEMATTEIS | 2300-512903 | 1   | 98010903 | Teacher-Preschool | S031 - MURKLAND       | \$79,838      |
| TRACY      | GENEST    | 2300-512903 | 1   | 93610803 | Teacher-Preschool | S032 - PAWTUCKETVILLE | \$81,381      |
| LESLEY     | BYRNE     | 2300-512958 | 1   | 98710603 | Teacher-Preschool | S200 PRE-K CENTER     | \$94,742      |
| KATHLEEN   | MARTINEAU | 2300-512903 | 1   | 98710617 | Teacher-Preschool | S200 PRE-K CENTER     | \$89,589      |
| SHANNON    | GREEN     | 2300-512903 | 1   | 95010903 | Teacher-Preschool | S037 - SHAUGHNESSY    | \$86,150      |
| LISA       | HOGAN     | 2300-512903 | 1   | 92710106 | Teacher-Preschool | S200 PRE-K CENTER     | \$78,071      |
| MILES      | KARA      | 2300-512903 | 1   | 92710903 | Teacher-Preschool | S200 PRE-K CENTER     | \$49,626      |
| KARA       | LAMOUREUX | 2300-512903 | 1   | 92710903 | Teacher-Preschool | S200 PRE-K CENTER     | \$79,838      |
| CATHERINE  | FALLON    | 2300-512903 | 1   | 95510903 | Teacher-Preschool | S043 - WASHINGTON     | \$79,400      |
|            |           |             | 23  |          |                   |                       | \$1,857,800   |

Lowell Public Schools  
FY 2018-19 Staff Salary

Staff Positions  
Listed by Position

| First Name   | Last Name       | Account No. | FTE | Org No.  | Position           | School Location | Salary Budget |
|--------------|-----------------|-------------|-----|----------|--------------------|-----------------|---------------|
| TIFFANY      | BERNARD         | 2300-512903 | 1   | 90210803 | Teacher-Elementary | S004 - BAILEY   | \$84,636      |
| TARA         | COLE            | 2300-512903 | 1   | 90210803 | Teacher-Elementary | S004 - BAILEY   | \$84,556      |
| MELISSA      | DEARTH-GAUDET   | 2300-512903 | 1   | 90210103 | Teacher-Elementary | S004 - BAILEY   | \$79,838      |
| CATHY        | DEVLIN          | 2300-512903 | 1   | 90210103 | Teacher-Elementary | S004 - BAILEY   | \$81,806      |
| GEORGIANA    | DOUCETTE        | 2300-512903 | 1   | 90210103 | Teacher-Elementary | S004 - BAILEY   | \$83,776      |
| HOPE         | EACRETT         | 2300-512903 | 1   | 90210106 | Teacher-Elementary | S004 - BAILEY   | \$68,107      |
| NAOMI        | FENDELL         | 2300-512903 | 1   | 90210103 | Teacher-Elementary | S004 - BAILEY   | \$71,175      |
| MARIANNE     | FIOCCA-STERN    | 2300-512903 | 1   | 90210103 | Teacher-Elementary | S004 - BAILEY   | \$85,247      |
| CHRISTINE    | FURNESS         | 2300-512903 | 1   | 90210103 | Teacher-Elementary | S004 - BAILEY   | \$85,247      |
| DEBORAH      | GELARDERES      | 2300-512903 | 1   | 90210103 | Teacher-Elementary | S004 - BAILEY   | \$89,962      |
| CARLENE      | HACKETT         | 2300-512903 | 1   | 90210103 | Teacher-Elementary | S004 - BAILEY   | \$81,510      |
| BETHANY      | KEOHANE         | 2300-512903 | 1   | 90210103 | Teacher-Elementary | S004 - BAILEY   | \$88,372      |
| EMILY        | LABRECQUE       | 2300-512903 | 1   | 90210103 | Teacher-Elementary | S004 - BAILEY   | \$85,247      |
| THERESA      | LARGENTON       | 2300-512903 | 1   | 90210103 | Teacher-Elementary | S004 - BAILEY   | \$89,589      |
| BRIDGET      | MORSE           | 2300-512903 | 1   | 90210103 | Teacher-Elementary | S004 - BAILEY   | \$78,852      |
| KIM          | PEIRCE          | 2300-512903 | 1   | 90210103 | Teacher-Elementary | S004 - BAILEY   | \$83,776      |
| ABBIE        | REYNOLDS-GARCIA | 2300-512903 | 1   | 90210803 | Teacher-Elementary | S004 - BAILEY   | \$90,340      |
| ANN MARIE    | RINDO           | 2300-512903 | 1   | 90210103 | Teacher-Elementary | S004 - BAILEY   | \$91,617      |
| LINDA        | TUDRYN          | 2300-512903 | 1   | 90210103 | Teacher-Elementary | S004 - BAILEY   | \$85,247      |
| DANIELLE     | WRIGHT          | 2300-512903 | 1   | 90210803 | Teacher-Elementary | S004 - BAILEY   | \$79,838      |
| KATHRYN      | BUTLER          | 2300-512903 | 1   | 98310103 | Teacher-Elementary | S005 - BARTLETT | \$73,833      |
| VALERIE      | DANEAU          | 2300-512903 | 1   | 98310603 | Teacher-Elementary | S005 - BARTLETT | \$80,620      |
| JO ANNE      | DOWNING         | 2300-512903 | 1   | 98310603 | Teacher-Elementary | S005 - BARTLETT | \$85,247      |
| SOVANN-THIDA | LOEUNG          | 2300-512903 | 1   | 98310803 | Teacher-Elementary | S005 - BARTLETT | \$86,150      |
| DIANE        | MACLEAN         | 2300-512903 | 1   | 98310103 | Teacher-Elementary | S005 - BARTLETT | \$87,215      |
| JANET        | MURPHY          | 2300-512903 | 1   | 98310803 | Teacher-Elementary | S005 - BARTLETT | \$91,617      |
| LISA         | NOEL            | 2300-512903 | 1   | 98310103 | Teacher-Elementary | S005 - BARTLETT | \$85,247      |
| SARAH        | ROSS            | 2300-512903 | 1   | 98310103 | Teacher-Elementary | S005 - BARTLETT | \$74,234      |
| ELIZABETH    | TRUDEL          | 2300-512903 | 1   | 98310103 | Teacher-Elementary | S005 - BARTLETT | \$88,372      |
| MELISSA      | ZORBAS          | 2300-512903 | 1   | 98310103 | Teacher-Elementary | S005 - BARTLETT | \$83,776      |



Lowell Public Schools  
FY 2018-19 Staff Salary

Staff Positions  
Listed by Position

| First Name | Last Name    | Account No. | FTE | Org No.  | Position           | School Location       | Salary Budget |
|------------|--------------|-------------|-----|----------|--------------------|-----------------------|---------------|
| JENNIFER   | MACHADO      | 2300-512903 | 1   | 91510103 | Teacher-Elementary | S013 - GREENHALGE     | \$81,806      |
| DANIELLE   | BARIBEAULT   | 2300-512903 | 1   | 91510803 | Teacher-Elementary | S013 - GREENHALGE     | \$67,325      |
| MARCHINO   | CAITLYN      | 2300-512903 | 1   | 91510103 | Teacher-Elementary | S013 - GREENHALGE     | \$49,626      |
| SUSAN      | CAPPELLINI   | 2300-512903 | 1   | 91510103 | Teacher-Elementary | S013 - GREENHALGE     | \$79,400      |
| CARRIE     | CRONIN       | 2300-512903 | 1   | 91510103 | Teacher-Elementary | S013 - GREENHALGE     | \$79,838      |
| ELIZABETH  | DESCHENEUX   | 2300-512903 | 1   | 91510903 | Teacher-Elementary | S013 - GREENHALGE     | \$74,234      |
| KATIE      | DILLON       | 2300-512903 | 1   | 91510803 | Teacher-Elementary | S013 - GREENHALGE     | \$69,858      |
| KATIE      | DOHERTY      | 2300-512903 | 1   | 91510103 | Teacher-Elementary | S013 - GREENHALGE     | \$74,234      |
| HOLLY      | DONOVAN      | 2300-512903 | 1   | 91510103 | Teacher-Elementary | S013 - GREENHALGE     | \$78,071      |
| PAULA      | DWIRE        | 2300-512903 | 1   | 91510103 | Teacher-Elementary | S013 - GREENHALGE     | \$80,620      |
| ANDREA     | GRIER        | 2300-512903 | 1   | 91510803 | Teacher-Elementary | S013 - GREENHALGE     | \$67,325      |
| DELUCIA    | HEATHER      | 2300-512903 | 1   | 91510103 | Teacher-Elementary | S013 - GREENHALGE     | \$53,486      |
| MOSCHETTI  | KAYLA        | 2300-512903 | 1   | 91510103 | Teacher-Elementary | S013 - GREENHALGE     | \$49,626      |
| AMANDA     | MARTIN       | 2300-512903 | 1   | 91510103 | Teacher-Elementary | S013 - GREENHALGE     | \$80,620      |
| LAUREN     | O'DONNELL    | 2300-512903 | 1   | 91510103 | Teacher-Elementary | S013 - GREENHALGE     | \$74,234      |
| EMILY      | SAVASTANO    | 2300-512903 | 1   | 91510103 | Teacher-Elementary | S013 - GREENHALGE     | \$74,234      |
| TARYN      | TERWILLIGER  | 2300-512903 | 1   | 91510803 | Teacher-Elementary | S013 - GREENHALGE     | \$79,838      |
| PARKHURST  | TRACY        | 2300-512903 | 1   | 91510103 | Teacher-Elementary | S013 - GREENHALGE     | \$70,396      |
| LAUREN     | TROMBLY      | 2300-512903 | 1   | 91510103 | Teacher-Elementary | S013 - GREENHALGE     | \$79,838      |
| PAIGE      | VILLANO      | 2300-512903 | 1   | 91510103 | Teacher-Elementary | S013 - GREENHALGE     | \$70,396      |
| VACANT     | VACANT       | 2300-512903 | 1   | 91810103 | Teacher-Elementary | S014 - JOSEPH G. PYNE | \$60,000      |
| LAURA      | BONFANTI     | 2300-512903 | 1   | 91810803 | Teacher-Elementary | S014 - JOSEPH G. PYNE | \$81,806      |
| TAMMY      | CONNORS      | 2300-512903 | 1   | 91810103 | Teacher-Elementary | S014 - JOSEPH G. PYNE | \$80,620      |
| CARA       | FARIA        | 2300-512903 | 1   | 91810803 | Teacher-Elementary | S014 - JOSEPH G. PYNE | \$53,486      |
| BONNIE     | GRENIER ROSE | 2300-512903 | 1   | 91810103 | Teacher-Elementary | S014 - JOSEPH G. PYNE | \$86,930      |
| GAY        | KRISTEN      | 2300-512903 | 1   | 91810103 | Teacher-Elementary | S014 - JOSEPH G. PYNE | \$49,626      |
| SARAH      | LIVINGSTON   | 2300-512903 | 1   | 91810103 | Teacher-Elementary | S014 - JOSEPH G. PYNE | \$70,396      |
| ANTHE      | PANAGOPOULOS | 2300-512903 | 1   | 91810103 | Teacher-Elementary | S014 - JOSEPH G. PYNE | \$51,483      |
| MATTHEW    | PUTNAM       | 2300-512903 | 1   | 91810103 | Teacher-Elementary | S014 - JOSEPH G. PYNE | \$66,020      |
| JANEL      | RAUTENBERG   | 2300-512903 | 1   | 91810103 | Teacher-Elementary | S014 - JOSEPH G. PYNE | \$59,881      |

Lowell Public Schools  
FY 2018-19 Staff Salary

Staff Positions  
Listed by Position

| First Name | Last Name    | Account No. | FTE | Org No.  | Position             | School Location  | Salary Budget |
|------------|--------------|-------------|-----|----------|----------------------|------------------|---------------|
| CATHERINE  | BREEN        | 2300-512903 | 1   | 92010103 | Teacher-Elementary   | S025 - LINCOLN   | \$86,930      |
| KATHERINE  | CATANZANO    | 2300-512903 | 1   | 92010103 | Teacher-Elementary   | S025 - LINCOLN   | \$86,402      |
| SOPHIA     | CHIN-CHAP    | 2300-512903 | 1   | 92010103 | Teacher-Elementary   | S025 - LINCOLN   | \$86,930      |
| KATHERINE  | DEGUGLIELMO  | 2300-512903 | 1   | 92010803 | Teacher-Kindergarten | S025 - LINCOLN   | \$57,861      |
| MELISSA    | EBERIEL      | 2300-512903 | 1   | 92010103 | Teacher-Elementary   | S025 - LINCOLN   | \$79,838      |
| ALYSSA     | GILMAN       | 2300-512903 | 1   | 92010103 | Teacher-Elementary   | S025 - LINCOLN   | \$84,556      |
| JULIE      | GOULD        | 2300-512903 | 1   | 92010103 | Teacher-Elementary   | S025 - LINCOLN   | \$82,589      |
| ERIN       | KELLY        | 2300-512903 | 1   | 92010803 | Teacher-Elementary   | S025 - LINCOLN   | \$79,838      |
| MARGARET   | KRUG         | 2300-512903 | 1   | 92010103 | Teacher-Elementary   | S025 - LINCOLN   | \$62,070      |
| DEVON      | MELLO        | 2300-512903 | 1   | 92010103 | Teacher-Elementary   | S025 - LINCOLN   | \$59,881      |
| SHARON     | PERRY        | 2300-512903 | 1   | 92010103 | Teacher-Elementary   | S025 - LINCOLN   | \$83,802      |
| ANDREA     | REGINA       | 2300-512903 | 1   | 92010103 | Teacher-Elementary   | S025 - LINCOLN   | \$81,510      |
| AMANDA     | ROSADO       | 2300-512903 | 1   | 92010103 | Teacher-Elementary   | S025 - LINCOLN   | \$83,776      |
| BETH       | ROYLOS       | 2300-512903 | 1   | 92010803 | Teacher-Elementary   | S025 - LINCOLN   | \$83,776      |
| CLAIRE     | RYAN         | 2300-512903 | 1   | 92010103 | Teacher-Elementary   | S025 - LINCOLN   | \$73,833      |
| MARCELLA   | TRAINOR      | 2300-512903 | 1   | 92010103 | Teacher-Elementary   | S025 - LINCOLN   | \$67,325      |
| VACANT     | VACANT       | 2300-512903 | 1   | 92010803 | Teacher-Elementary   | S025 - LINCOLN   | \$60,000      |
| REBECCA    | WICKENS      | 2300-512903 | 1   | 92010103 | Teacher-Elementary   | S025 - LINCOLN   | \$56,551      |
| JEANANN    | WILLIAMS     | 2300-512903 | 1   | 92010103 | Teacher-Elementary   | S025 - LINCOLN   | \$75,461      |
| TARA       | BEDARD       | 2300-512903 | 1   | 97510103 | Teacher-Elementary   | S026 - MCAULIFFE | \$84,556      |
| CARL       | BOWDEN       | 2300-512903 | 1   | 97510103 | Teacher-Elementary   | S026 - MCAULIFFE | \$75,461      |
| BARBARA    | BURGESS      | 2300-512903 | 1   | 97510803 | Teacher-Elementary   | S026 - MCAULIFFE | \$75,461      |
| VIVIEN     | COLON LEBRON | 2300-512903 | 1   | 97510103 | Teacher-Elementary   | S026 - MCAULIFFE | \$85,247      |
| LELA       | DAVIS        | 2300-512903 | 1   | 97510103 | Teacher-Elementary   | S026 - MCAULIFFE | \$78,071      |
| MARY ELLEN | DEBASITIS    | 2300-512903 | 1   | 97510803 | Teacher-Elementary   | S026 - MCAULIFFE | \$87,215      |
| MADELINE   | FEBO         | 2300-512903 | 1   | 97510103 | Teacher-Elementary   | S026 - MCAULIFFE | \$86,150      |
| JOSHUA     | FERNANDEZ    | 2300-512903 | 1   | 97510103 | Teacher-Elementary   | S026 - MCAULIFFE | \$79,838      |
| SHERRY     | FULTON       | 2300-512903 | 1   | 97510803 | Teacher-Elementary   | S026 - MCAULIFFE | \$88,178      |
| SARAH      | JOHNSON      | 2300-512903 | 1   | 97510103 | Teacher-Elementary   | S026 - MCAULIFFE | \$60,928      |
| PATRICIA   | KELSEY       | 2300-512903 | 1   | 97510103 | Teacher-Elementary   | S026 - MCAULIFFE | \$80,620      |

Lowell Public Schools  
FY 2018-19 Staff Salary

Staff Positions  
Listed by Position

| First Name | Last Name         | Account No. | FTE | Org No.  | Position           | School Location         | Salary Budget |
|------------|-------------------|-------------|-----|----------|--------------------|-------------------------|---------------|
| AUDREY     | LEVIN             | 2300-512903 | 1   | 97510103 | Teacher-Elementary | S026 - MCAULIFFE        | \$67,325      |
| JESSICA    | MARKEY            | 2300-512903 | 1   | 97510103 | Teacher-Elementary | S026 - MCAULIFFE        | \$79,838      |
| KERRIE     | MCGAFFIGAN        | 2300-512903 | 1   | 97510103 | Teacher-Elementary | S026 - MCAULIFFE        | \$81,806      |
| ELLEN      | MCHUGH            | 2300-512903 | 1   | 97510103 | Teacher-Elementary | S026 - MCAULIFFE        | \$79,400      |
| JENNIFER   | SILVESTRI         | 2300-512903 | 1   | 97510106 | Teacher-Elementary | S026 - MCAULIFFE        | \$66,020      |
| CHRISTINE  | SWEENEY           | 2300-512903 | 1   | 97510803 | Teacher-Elementary | S026 - MCAULIFFE        | \$82,589      |
| LEIGHA     | THERIAULT         | 2300-512903 | 1   | 97510103 | Teacher-Elementary | S026 - MCAULIFFE        | \$75,461      |
| SOPHEAR    | UONG              | 2300-512903 | 1   | 97510103 | Teacher-Elementary | S026 - MCAULIFFE        | \$81,381      |
| KRISTIN    | WADE              | 2300-512903 | 1   | 97510106 | Teacher-Elementary | S026 - MCAULIFFE        | \$79,838      |
| ERIN       | ABRAMS            | 2300-512903 | 1   | 91210103 | Teacher-Elementary | S027 - MCAVINNUE        | \$84,556      |
| KATE       | BURGESS-MACINTOSH | 2300-512903 | 1   | 91210103 | Teacher-Elementary | S027 - MCAVINNUE        | \$64,425      |
| KAITLIN    | CHANDONNET-RYDER  | 2300-512903 | 1   | 91212003 | Teacher-Elementary | S027 - MCAVINNUE        | \$84,843      |
| MICHAEL    | COTTA             | 2300-512903 | 1   | 91210103 | Teacher-Elementary | S027 - MCAVINNUE        | \$67,325      |
| CHERYL     | DEYLE             | 2300-512903 | 1   | 91210103 | Teacher-Elementary | S027 - MCAVINNUE        | \$88,178      |
| KARA       | FIGUEIREDO        | 2300-512903 | 1   | 91210103 | Teacher-Elementary | S027 - MCAVINNUE        | \$70,396      |
| MARIBEL    | GERVAIS           | 2300-512903 | 1   | 91210103 | Teacher-Elementary | S027 - MCAVINNUE        | \$89,589      |
| JULIE      | GILLIS            | 2300-512903 | 1   | 91210103 | Teacher-Elementary | S027 - MCAVINNUE        | \$56,551      |
| NANGLE     | KATIE             | 2300-512903 | 1   | 91210103 | Teacher-Elementary | S027 - MCAVINNUE        | \$49,626      |
| GWENYTH    | LAWRENSON         | 2300-512903 | 1   | 91210103 | Teacher-Elementary | S027 - MCAVINNUE        | \$80,620      |
| CYNTHIA    | LEWIS             | 2300-512903 | 1   | 91210803 | Teacher-Elementary | S027 - MCAVINNUE        | \$81,806      |
| MARY       | LYNCH             | 2300-512903 | 1   | 91210103 | Teacher-Elementary | S027 - MCAVINNUE        | \$85,247      |
| JESSICA    | MAKUMBI           | 2300-512903 | 1   | 91210103 | Teacher-Elementary | S027 - MCAVINNUE        | \$64,255      |
| FELISHA    | MARTINEAU         | 2300-512903 | 1   | 91210803 | Teacher-Elementary | S027 - MCAVINNUE        | \$74,234      |
| CROWLEY    | NOREEN            | 2300-512402 | 1   | 99310103 | Teacher-Elementary | S027 - MCAVINNUE        | \$49,626      |
| CHRISTINA  | PATTERSON         | 2300-512903 | 1   | 91210803 | Teacher-Elementary | S027 - MCAVINNUE        | \$81,806      |
| JULIANNE   | SHERWOOD          | 2300-512903 | 1   | 91210103 | Teacher-Elementary | S027 - MCAVINNUE        | \$79,838      |
| LAWLOR     | SUZANNE           | 2300-512903 | 1   | 91210803 | Teacher-Elementary | S027 - MCAVINNUE        | \$74,234      |
| TARYN      | THOMPSON          | 2300-512903 | 1   | 91210103 | Teacher-Elementary | S027 - MCAVINNUE        | \$83,277      |
| MICHELLE   | WAGNER            | 2300-512903 | 1   | 91210103 | Teacher-Elementary | S027 - MCAVINNUE        | \$73,695      |
| AMY        | COSTELLO          | 2300-512903 | 1   | 92710103 | Teacher-Elementary | S029 - MOODY ELEMENTARY | \$70,396      |

Lowell Public Schools  
FY 2018-19 Staff Salary

Staff Positions  
Listed by Position

| First Name | Last Name   | Account No. | FTE | Org No.  | Position             | School Location         | Salary Budget |
|------------|-------------|-------------|-----|----------|----------------------|-------------------------|---------------|
| SARAH      | DONOVAN     | 2300-512903 | 1   | 92710103 | Teacher-Elementary   | S029 - MOODY ELEMENTARY | \$80,620      |
| JANICE     | FLYNN       | 2300-512903 | 1   | 92710103 | Teacher-Elementary   | S029 - MOODY ELEMENTARY | \$81,381      |
| SHELAGH    | GALLAGHER   | 2300-512903 | 1   | 92710803 | Teacher-Elementary   | S029 - MOODY ELEMENTARY | \$59,881      |
| STEVEN     | IBARGUEN    | 2300-512903 | 1   | 92710103 | Teacher-Elementary   | S029 - MOODY ELEMENTARY | \$84,556      |
| LISA       | KLOBUCHER   | 2300-512903 | 1   | 92710103 | Teacher-Elementary   | S029 - MOODY ELEMENTARY | \$79,838      |
| VACANT     | VACANT      | 2300-512903 | 1   | 92710103 | Teacher-Elementary   | S029 - MOODY ELEMENTARY | \$60,000      |
| MARTHA     | REYNOLDS    | 2300-512903 | 1   | 92710103 | Teacher-Elementary   | S029 - MOODY ELEMENTARY | \$81,381      |
| PRISCILLA  | SCANNELL    | 2300-512903 | 1   | 92710103 | Teacher-Elementary   | S029 - MOODY ELEMENTARY | \$71,175      |
| FATIMA     | DE SOUSA    | 2300-512903 | 1   | 92710803 | Teacher-Elementary   | S029 - MOODY ELEMENTARY | \$81,806      |
| MARY KATE  | AMOS        | 2300-512903 | 1   | 93010103 | Teacher-Elementary   | S030 - MOREY            | \$79,838      |
| BETH       | ARMSTRONG   | 2300-512903 | 1   | 93010103 | Teacher-Elementary   | S030 - MOREY            | \$90,340      |
| ANNE       | CONANT      | 2300-512903 | 1   | 93010103 | Teacher-Elementary   | S030 - MOREY            | \$90,340      |
| LIZETTE    | CROWLEY     | 2300-512903 | 1   | 93010103 | Teacher-Elementary   | S030 - MOREY            | \$90,340      |
| KATHLEEN   | FLAHERTY    | 2300-512903 | 1   | 93010103 | Teacher-Elementary   | S030 - MOREY            | \$88,372      |
| CASSANDRA  | FLOOR       | 2300-512903 | 1   | 93010103 | Teacher-Elementary   | S030 - MOREY            | \$73,695      |
| LOIS       | GORDON      | 2300-512903 | 1   | 93010103 | Teacher-Elementary   | S030 - MOREY            | \$81,381      |
| LEANNE     | KELLY       | 2300-512903 | 1   | 93010103 | Teacher-Elementary   | S030 - MOREY            | \$79,838      |
| DEBORAH    | KOHR        | 2300-512903 | 1   | 93010803 | Teacher-Kindergarten | S030 - MOREY            | \$86,402      |
| CATHERINE  | LAROCQUE    | 2300-512903 | 1   | 93010803 | Teacher-Kindergarten | S030 - MOREY            | \$74,234      |
| TARA       | LOOMIS      | 2300-512903 | 1   | 93010803 | Teacher-Kindergarten | S030 - MOREY            | \$75,461      |
| MARCIE     | MACKWELL    | 2300-512903 | 1   | 93010103 | Teacher-Elementary   | S030 - MOREY            | \$84,556      |
| ANASTASIA  | MAHONEY     | 2300-512903 | 1   | 93010103 | Teacher-Elementary   | S030 - MOREY            | \$89,589      |
| SANDRA     | PIANTAGGINI | 2300-512903 | 1   | 93010103 | Teacher-Elementary   | S030 - MOREY            | \$89,589      |
| DANIELLE   | SAVOIE      | 2300-512903 | 1   | 93010803 | Teacher-Kindergarten | S030 - MOREY            | \$83,776      |
| KATHERINE  | SPELLISSY   | 2300-512903 | 1   | 93010103 | Teacher-Elementary   | S030 - MOREY            | \$80,620      |
| KERIANN    | UNGER       | 2300-512903 | 1   | 93010803 | Teacher-Elementary   | S030 - MOREY            | \$79,838      |
| SUSAN      | UVANNI      | 2300-512903 | 1   | 93010103 | Teacher-Elementary   | S030 - MOREY            | \$90,340      |
| RACHEL     | VEILLEUX    | 2300-512903 | 1   | 93010103 | Teacher-Elementary   | S030 - MOREY            | \$82,589      |
| AMY        | VOGEL       | 2300-512903 | 1   | 93010103 | Teacher-Elementary   | S030 - MOREY            | \$83,776      |
| MURPHY     | AARON       | 2300-512903 | 1   | 98010103 | Teacher-Elementary   | S031 - MURKLAND         | \$70,396      |

Lowell Public Schools  
FY 2018-19 Staff Salary

Staff Positions  
Listed by Position

| First Name | Last Name   | Account No. | FTE | Org No.  | Position             | School Location       | Salary Budget |
|------------|-------------|-------------|-----|----------|----------------------|-----------------------|---------------|
| SOPHIA     | ARGUOYAN    | 2300-512903 | 1   | 98010103 | Teacher-Elementary   | S031 - MURKLAND       | \$87,215      |
| COLLEEN    | BROWN       | 2300-512903 | 1   | 98010103 | Teacher-Elementary   | S031 - MURKLAND       | \$89,589      |
| MELISSA    | CORREIA     | 2300-512903 | 1   | 98010103 | Teacher-Elementary   | S031 - MURKLAND       | \$80,620      |
| JESSICA    | GENNINGER   | 2300-512903 | 1   | 98010803 | Teacher-Elementary   | S031 - MURKLAND       | \$70,396      |
| ARTEMIS    | GOOR        | 2300-512903 | 1   | 98010103 | Teacher-Elementary   | S031 - MURKLAND       | \$87,215      |
| KATHERINE  | HA          | 2300-512903 | 1   | 98010103 | Teacher-Elementary   | S031 - MURKLAND       | \$82,589      |
| MOYNIHAN   | JENNIFER    | 2300-512903 | 1   | 98010103 | Teacher-Elementary   | S031 - MURKLAND       | \$53,486      |
| ELLEN      | JOHNSTON    | 2300-512903 | 1   | 98010103 | Teacher-Elementary   | S031 - MURKLAND       | \$80,620      |
| CHRISTINE  | KEENAN      | 2300-512903 | 1   | 98010103 | Teacher-Elementary   | S031 - MURKLAND       | \$64,255      |
| KOPICKO    | KIM         | 2300-512903 | 1   | 98010103 | Teacher-Elementary   | S031 - MURKLAND       | \$71,175      |
| KRISTEN    | LANIER      | 2300-512903 | 1   | 98010803 | Teacher-Elementary   | S031 - MURKLAND       | \$70,396      |
| HILLARY    | MILLETT     | 2300-512903 | 1   | 98010803 | Teacher-Kindergarten | S031 - MURKLAND       | \$56,551      |
| ERIN       | QUEALY      | 2300-512903 | 1   | 98010103 | Teacher-Elementary   | S031 - MURKLAND       | \$78,852      |
| DANIELLE   | QUINLAN     | 2300-512903 | 1   | 98010103 | Teacher-Elementary   | S031 - MURKLAND       | \$78,071      |
| LINDSAY    | SERPE       | 2300-512903 | 1   | 98010103 | Teacher-Elementary   | S031 - MURKLAND       | \$70,396      |
| NANCY      | VEGLIATI    | 2300-512903 | 1   | 98010803 | Teacher-Elementary   | S031 - MURKLAND       | \$73,695      |
| DORNA      | WALSH       | 2300-512903 | 1   | 98010803 | Teacher-Elementary   | S031 - MURKLAND       | \$88,959      |
| KATELYN    | WALSH       | 2300-512903 | 1   | 98010103 | Teacher-Elementary   | S031 - MURKLAND       | \$78,852      |
| APRIL      | WATTS       | 2300-512903 | 1   | 98010103 | Teacher-Elementary   | S031 - MURKLAND       | \$85,247      |
| CATHERINE  | BERNIER     | 2300-512903 | 1   | 93610103 | Teacher-Elementary   | S032 - PAWTUCKETVILLE | \$80,620      |
| KIMBERLY   | BONFILIO    | 2300-512903 | 1   | 93610103 | Teacher-Elementary   | S032 - PAWTUCKETVILLE | \$88,372      |
| DALE       | BURNS       | 2300-512903 | 1   | 93610103 | Teacher-Elementary   | S032 - PAWTUCKETVILLE | \$79,838      |
| TARA       | CALLAHAN    | 2300-512903 | 1   | 93610103 | Teacher-Elementary   | S032 - PAWTUCKETVILLE | \$83,277      |
| STEPHANIE  | DION        | 2300-512903 | 1   | 93610103 | Teacher-Elementary   | S032 - PAWTUCKETVILLE | \$73,695      |
| DOROTHY    | DURKIN      | 2300-512903 | 1   | 93610103 | Teacher-Elementary   | S032 - PAWTUCKETVILLE | \$94,742      |
| DONNA      | GOWITZKE    | 2300-512903 | 1   | 93610803 | Teacher-Kindergarten | S032 - PAWTUCKETVILLE | \$79,838      |
| TARA       | HUNT        | 2300-512903 | 1   | 93610103 | Teacher-Elementary   | S032 - PAWTUCKETVILLE | \$82,589      |
| RACHAL     | KERRI       | 2300-512903 | 1   | 93610803 | Teacher-Kindergarten | S032 - PAWTUCKETVILLE | \$64,255      |
| JESSICA    | KULARSKI    | 2300-512903 | 1   | 93610103 | Teacher-Elementary   | S032 - PAWTUCKETVILLE | \$67,325      |
| ALLISA     | LANDSTEINER | 2300-512903 | 1   | 93610803 | Teacher-Kindergarten | S032 - PAWTUCKETVILLE | \$85,247      |

Lowell Public Schools  
FY 2018-19 Staff Salary

Staff Positions  
Listed by Position

| First Name | Last Name    | Account No. | FTE | Org No.  | Position             | School Location       | Salary Budget |
|------------|--------------|-------------|-----|----------|----------------------|-----------------------|---------------|
| KATRINA    | LUTKUS       | 2300-512903 | 1   | 93610103 | Teacher-Elementary   | S032 - PAWTUCKETVILLE | \$77,672      |
| COTMAN-EL  | MANSUR       | 2300-512903 | 1   | 93610803 | Teacher-Kindergarten | S032 - PAWTUCKETVILLE | \$54,001      |
| KATHLEEN   | MARANDOLA    | 2300-512903 | 1   | 93610103 | Teacher-Elementary   | S032 - PAWTUCKETVILLE | \$88,372      |
| KERRY      | MARSHALL     | 2300-512903 | 1   | 93610103 | Teacher-Elementary   | S032 - PAWTUCKETVILLE | \$83,277      |
| BRITTANY   | MARTIN       | 2300-512903 | 1   | 93610103 | Teacher-Elementary   | S032 - PAWTUCKETVILLE | \$71,175      |
| MAUREEN    | MEEHAN-GILET | 2300-512903 | 1   | 93610103 | Teacher-Elementary   | S032 - PAWTUCKETVILLE | \$79,838      |
| LORNA      | MENDONCA     | 2300-512903 | 1   | 93610103 | Teacher-Elementary   | S032 - PAWTUCKETVILLE | \$91,617      |
| JOANN      | RIDDLE-DUFFY | 2300-512903 | 1   | 93610103 | Teacher-Elementary   | S032 - PAWTUCKETVILLE | \$86,930      |
| VACANT     | VACANT       | 2300-512903 | 1   | 93610103 | Teacher-Elementary   | S032 - PAWTUCKETVILLE | \$60,000      |
| LEAH       | BOISVERT     | 2300-512903 | 1   | 94010803 | Teacher-Elementary   | S033 - REILLY         | \$68,209      |
| ANGELA     | CASSELLA     | 2300-512903 | 1   | 94010103 | Teacher-Elementary   | S033 - REILLY         | \$83,776      |
| JUDITH     | CHASE        | 2300-512903 | 1   | 94010103 | Teacher-Elementary   | S033 - REILLY         | \$78,071      |
| ANA        | CRUZ         | 2300-512903 | 1   | 94010103 | Teacher-Elementary   | S033 - REILLY         | \$88,959      |
| KELLEY     | DUNHAM       | 2300-512903 | 1   | 94010803 | Teacher-Elementary   | S033 - REILLY         | \$66,020      |
| JESSICA    | GALLAGHER    | 2300-512903 | 1   | 94010103 | Teacher-Elementary   | S033 - REILLY         | \$75,014      |
| BETH       | GILIBERTI    | 2300-512903 | 1   | 94010106 | Teacher-Elementary   | S033 - REILLY         | \$79,838      |
| AMY        | GILLIS       | 2300-512903 | 1   | 94010803 | Teacher-Elementary   | S033 - REILLY         | \$92,713      |
| CAITLIN    | GUDEWICH     | 2300-512903 | 1   | 94010103 | Teacher-Elementary   | S033 - REILLY         | \$74,234      |
| KRISTIN    | HARRINGTON   | 2300-512903 | 1   | 94010103 | Teacher-Elementary   | S033 - REILLY         | \$80,620      |
| AMY        | IPPOLITO     | 2300-512903 | 1   | 94010103 | Teacher-Elementary   | S033 - REILLY         | \$73,695      |
| ROBIN      | JUBINVILLE   | 2300-512903 | 1   | 94010103 | Teacher-Elementary   | S033 - REILLY         | \$81,381      |
| PATRICIA   | KEARNS       | 2300-512903 | 1   | 94010103 | Teacher-Elementary   | S033 - REILLY         | \$81,589      |
| MARIAH     | KENNEDY      | 2300-512903 | 1   | 94010103 | Teacher-Elementary   | S033 - REILLY         | \$75,014      |
| MARGUERITE | KLOBUCHER    | 2300-512903 | 1   | 94010103 | Teacher-Elementary   | S033 - REILLY         | \$62,950      |
| KAITLYN    | LAWRENCE     | 2300-512903 | 1   | 94010103 | Teacher-Elementary   | S033 - REILLY         | \$78,852      |
| MICHAELA   | MICHAUD      | 2300-512903 | 1   | 94010803 | Teacher-Elementary   | S033 - REILLY         | \$74,234      |
| KATHRYN    | PAGE         | 2300-512903 | 1   | 94010103 | Teacher-Elementary   | S033 - REILLY         | \$79,400      |
| CLAIRE     | REIS         | 2300-512903 | 1   | 94010103 | Teacher-Elementary   | S033 - REILLY         | \$88,959      |
| LISA       | SEAVER       | 2300-512903 | 1   | 94010103 | Teacher-Elementary   | S033 - REILLY         | \$90,340      |
| ALISHA     | SILVESTRONE  | 2300-512903 | 1   | 94010103 | Teacher-Elementary   | S033 - REILLY         | \$71,175      |

Lowell Public Schools  
FY 2018-19 Staff Salary

Staff Positions  
Listed by Position

| First Name | Last Name        | Account No. | FTE | Org No.  | Position             | School Location    | Salary Budget |
|------------|------------------|-------------|-----|----------|----------------------|--------------------|---------------|
| AMY        | VONKAHLE         | 2300-512903 | 1   | 94010103 | Teacher-Elementary   | S033 - REILLY      | \$84,636      |
| LISA       | WALSH            | 2300-512903 | 1   | 94010103 | Teacher-Elementary   | S033 - REILLY      | \$83,802      |
| BETHANNE   | WELCH            | 2300-512903 | 1   | 94010803 | Teacher-Elementary   | S033 - REILLY      | \$89,589      |
| KATHLEEN   | ZAHARAKES        | 2300-512903 | 1   | 94010103 | Teacher-Elementary   | S033 - REILLY      | \$83,776      |
| CATHERINE  | ALMEIDA          | 2300-512903 | 1   | 98710619 | Teacher-Elementary   | S036 - ROGERS      | \$64,255      |
| JENNIFER   | BERGER           | 2300-512903 | 1   | 98710619 | Teacher-Elementary   | S036 - ROGERS      | \$80,620      |
| KACIE      | BONIN            | 2300-512903 | 1   | 98710620 | Teacher-Elementary   | S036 - ROGERS      | \$64,255      |
| ELISE      | BRADLEY          | 2300-512903 | 1   | 98710619 | Teacher-Elementary   | S036 - ROGERS      | \$84,556      |
| RACHEL     | BROPHY           | 2300-512903 | 1   | 98710619 | Teacher-Elementary   | S036 - ROGERS      | \$86,402      |
| KATELYN    | BURNS            | 2300-512903 | 1   | 98710619 | Teacher-Elementary   | S036 - ROGERS      | \$66,020      |
| ELIZABETH  | COREA            | 2300-512903 | 1   | 98710620 | Teacher-Elementary   | S036 - ROGERS      | \$87,215      |
| KRISTEN    | CROTTY           | 2300-512903 | 1   | 98710619 | Teacher-Elementary   | S036 - ROGERS      | \$79,838      |
| KERI       | DARCY            | 2300-512903 | 1   | 98710619 | Teacher-Elementary   | S036 - ROGERS      | \$79,838      |
| ERIN       | HILLMAN          | 2300-512903 | 1   | 98710620 | Teacher-Elementary   | S036 - ROGERS      | \$80,620      |
| LESLIE     | KENNEDY          | 2300-512903 | 1   | 98710619 | Teacher-Elementary   | S036 - ROGERS      | \$78,071      |
| MELISSA    | KOUY             | 2300-512903 | 1   | 98710619 | Teacher-Elementary   | S036 - ROGERS      | \$79,838      |
| LAURA      | LAMARRE ANDERSON | 2300-512903 | 1   | 98710619 | Teacher-Elementary   | S036 - ROGERS      | \$81,510      |
| BRIANNE    | LEMAY            | 2300-512903 | 1   | 98710620 | Teacher-Elementary   | S036 - ROGERS      | \$78,071      |
| CRISTINA   | MCCABE           | 2300-512903 | 1   | 98710619 | Teacher-Elementary   | S036 - ROGERS      | \$94,742      |
| ERIN       | PARISI           | 2300-512903 | 1   | 98710619 | Teacher-Elementary   | S036 - ROGERS      | \$79,838      |
| STEPHANIE  | RENNIE           | 2300-512903 | 1   | 98710619 | Teacher-Elementary   | S036 - ROGERS      | \$81,806      |
| JONES      | STEPHANIE        | 2300-512903 | 1   | 98710603 | Teacher-Elementary   | S036 - ROGERS      | \$54,001      |
| VACANT     | VACANT           | 2300-512903 | 1   | 98710619 | Teacher-Elementary   | S036 - ROGERS      | \$60,000      |
| JESSICA    | WEINTRAUB        | 2300-512903 | 1   | 98710619 | Teacher-Elementary   | S036 - ROGERS      | \$87,215      |
| AMANDA     | BARR             | 2300-512903 | 1   | 95010103 | Teacher-Elementary   | S037 - SHAUGHNESSY | \$62,950      |
| CELESTE    | BARTER           | 2300-512903 | 1   | 95010103 | Teacher-Elementary   | S037 - SHAUGHNESSY | \$80,620      |
| SARAH      | BOISVERT         | 2300-512903 | 1   | 95010803 | Teacher-Kindergarten | S037 - SHAUGHNESSY | \$54,001      |
| NANCY      | CHAKARIAN        | 2300-512903 | 1   | 95010103 | Teacher-Elementary   | S037 - SHAUGHNESSY | \$85,584      |
| ELLEN      | CONKLIN          | 2300-512903 | 1   | 95010103 | Teacher-Elementary   | S037 - SHAUGHNESSY | \$85,247      |
| KERRYANN   | COPPINGER        | 2300-512903 | 1   | 95010803 | Teacher-Elementary   | S037 - SHAUGHNESSY | \$77,672      |



Lowell Public Schools  
FY 2018-19 Staff Salary

Staff Positions  
Listed by Position

| First Name | Last Name         | Account No. | FTE | Org No.  | Position             | School Location         | Salary Budget |
|------------|-------------------|-------------|-----|----------|----------------------|-------------------------|---------------|
| CHRISTIANN | CUMMISKEY         | 2300-512903 | 1   | 95010103 | Teacher-Elementary   | S037 - SHAUGHNESSY      | \$81,806      |
| MARY JO    | FARRELL-SCHRIBMAN | 2300-512903 | 1   | 95010103 | Teacher-Elementary   | S037 - SHAUGHNESSY      | \$79,400      |
| JESSICA    | FENNELL           | 2300-512903 | 1   | 95010803 | Teacher-Elementary   | S037 - SHAUGHNESSY      | \$80,620      |
| CARA       | GALLAGHER         | 2300-512903 | 1   | 95010103 | Teacher-Elementary   | S037 - SHAUGHNESSY      | \$75,014      |
| KATIE      | LANZI             | 2300-512903 | 1   | 95010103 | Teacher-Elementary   | S037 - SHAUGHNESSY      | \$81,806      |
| MEGAN      | LIVINGSTONE       | 2300-512903 | 1   | 95010103 | Teacher-Elementary   | S037 - SHAUGHNESSY      | \$74,234      |
| CAITLYN    | LUBINSKI          | 2300-512903 | 1   | 95010103 | Teacher-Elementary   | S037 - SHAUGHNESSY      | \$68,209      |
| KATHERINE  | MCGONIGLE         | 2300-512903 | 1   | 95010103 | Teacher-Elementary   | S037 - SHAUGHNESSY      | \$67,325      |
| JULIE      | NEWELL            | 2300-512903 | 1   | 95010103 | Teacher-Elementary   | S037 - SHAUGHNESSY      | \$74,234      |
| JACLYN     | NOLAN             | 2300-512903 | 1   | 95010103 | Teacher-Elementary   | S037 - SHAUGHNESSY      | \$78,852      |
| DONNA      | REIS              | 2300-512903 | 1   | 95010103 | Teacher-Elementary   | S037 - SHAUGHNESSY      | \$79,400      |
| CHARLENE   | TUTEIN            | 2300-512903 | 1   | 95010803 | Teacher-Kindergarten | S037 - SHAUGHNESSY      | \$82,589      |
| MELISSA    | VIEIRA            | 2300-512903 | 1   | 95010103 | Teacher-Elementary   | S037 - SHAUGHNESSY      | \$67,325      |
| JUDITH     | WAYNE             | 2300-512903 | 1   | 95010103 | Teacher-Elementary   | S037 - SHAUGHNESSY      | \$88,178      |
| MONICA     | AVELINO           | 2300-512903 | 1   | 95510103 | Teacher-Elementary   | S043 - WASHINGTON       | \$74,234      |
| ASHLEY     | BRADY             | 2300-512903 | 1   | 95510103 | Teacher-Elementary   | S043 - WASHINGTON       | \$75,461      |
| KARA       | BURNS             | 2300-512903 | 1   | 95510103 | Teacher-Elementary   | S043 - WASHINGTON       | \$84,556      |
| DIANE      | CAHILL-ZDON       | 2300-512903 | 1   | 95510803 | Teacher-Elementary   | S043 - WASHINGTON       | \$84,556      |
| RICHARD    | DESHLER           | 2300-512903 | 1   | 95510103 | Teacher-Elementary   | S043 - WASHINGTON       | \$86,930      |
| BETH       | HOGAN             | 2300-512903 | 1   | 95510106 | Teacher-Elementary   | S043 - WASHINGTON       | \$81,806      |
| SUSAN      | MCCOY             | 2300-512903 | 1   | 95510103 | Teacher-Elementary   | S043 - WASHINGTON       | \$84,556      |
| ELIZABETH  | QUIRBACH          | 2300-512903 | 1   | 95510803 | Teacher-Elementary   | S043 - WASHINGTON       | \$74,234      |
| JENNIFER   | SEQUEIRA PLUNKETT | 2300-512903 | 1   | 95510103 | Teacher-Elementary   | S043 - WASHINGTON       | \$86,402      |
| JOANNE     | SGOUROS           | 2300-512903 | 1   | 95510103 | Teacher-Elementary   | S043 - WASHINGTON       | \$89,589      |
| VACANT     | VACANT            | 2300-512903 | 4   | 94010103 | Teacher-Elementary   | S033 - REILLY           | 240,000       |
| VACANT     | VACANT            | 2300-512903 | -5  | 94010103 | Teacher-Elementary   | S033 - REILLY           | (300,000)     |
| VACANT     | VACANT            | 2300-512903 | 2   | 92710103 | Teacher-Elementary   | S029 - MOODY ELEMENTARY | 120,000       |
| VACANT     | VACANT            | 2300-512903 | 1   | 92010103 | Teacher-Elementary   | S025 - LINCOLN          | 60,000        |
|            |                   |             | 266 |          |                      |                         | \$20,612,891  |



Lowell Public Schools  
FY 2018-19 Staff Salary

Staff Positions  
Listed by Position

| First Name   | Last Name      | Account No. | FTE | Org No.  | Position                   | School Location       | Salary Budget |
|--------------|----------------|-------------|-----|----------|----------------------------|-----------------------|---------------|
| JO ANN       | GATES          | 2300-512903 | 1   | 90210109 | Teacher-ELL                | S004 - BAILEY         | \$86,402      |
| MELISSA      | SIMPSON        | 2300-512903 | 1   | 98310603 | Teacher-ELL                | S005 - BARTLETT       | \$88,959      |
| TIFFANY      | BARLOW         | 2300-512903 | 1   | 98410609 | Teacher-ELL                | S007 - BUTLER         | \$58,740      |
| DEIRDRE      | COFFEY         | 2300-512903 | 1   | 98410609 | Teacher-ELL                | S007 - BUTLER         | \$87,215      |
| MELINDA      | GOODICK        | 2300-512903 | 1   | 98410609 | Teacher-ELL                | S007 - BUTLER         | \$91,177      |
| JILLIAN      | GORMAN         | 2300-512903 | 1   | 98410609 | Teacher-ELL                | S007 - BUTLER         | \$83,277      |
| CATHERINE    | BOUCHER        | 2300-512903 | 1   | 98510609 | Teacher-ELL                | S011 - DALEY JR HIGH  | \$85,247      |
| AIMEE        | SOUSA          | 2300-512903 | 1   | 98510609 | Teacher-ELL                | S011 - DALEY JR HIGH  | \$84,556      |
| HEIDI        | UPTON          | 2300-512903 | 1   | 91510109 | Teacher-ELL                | S013 - GREENHALGE     | \$83,277      |
| ELAINE       | WILLIAMSON     | 2300-512903 | 1   | 91510109 | Teacher-ELL                | S013 - GREENHALGE     | \$87,326      |
| DENISE       | PAPANASTASSIOU | 2300-512903 | 1   | 91810109 | Teacher-ELL                | S014 - JOSEPH G. PYNE | \$92,321      |
| PAULA        | BARRANCO       | 2300-512903 | 1   | 99010719 | Teacher-ESL                | S019 - LHS B          | \$90,340      |
| JANICE       | BARRETT        | 2300-512903 | 1   | 99010719 | Teacher-ESL                | S019 - LHS B          | \$87,215      |
| MATTHEW      | BRENNAN        | 2300-512903 | 1   | 99010719 | Teacher-ESL                | S019 - LHS B          | \$81,806      |
| KRISTEN      | COLON          | 2300-512903 | 1   | 99010719 | Teacher-ESL                | S019 - LHS B          | \$88,372      |
| ERIN         | KEHOE          | 2300-512903 | 1   | 99010719 | Teacher-ELL-Math           | S019 - LHS B          | \$83,277      |
| MARGARET     | KENNEDY        | 2300-512903 | 1   | 99010719 | Teacher-ELL                | S019 - LHS B          | \$75,461      |
| ARACELIS     | SULLIVAN       | 2300-512903 | 1   | 99010719 | Teacher-ELL-Math           | S019 - LHS B          | \$90,373      |
| AMY          | WOO            | 2300-512903 | 1   | 99010719 | Teacher-ELL                | S019 - LHS B          | \$79,838      |
| JULIA ISABEL | ZEMETRES       | 2300-512903 | 1   | 99010719 | Teacher-ESL                | S019 - LHS B          | \$87,215      |
| LORI         | GALVIN         | 2300-512903 | 1   | 99010719 | Teacher-ELL                | S020 - LHS C          | \$62,950      |
| KATHRYN      | RONAN          | 2300-512903 | 1   | 99010719 | Teacher-ELL                | S020 - LHS C          | \$70,396      |
| ZEENA        | ALRAWY         | 2300-512903 | 1   | 99010719 | Teacher-ELL-Math           | S022 - LHS D          | \$60,928      |
| CHRISTOPHER  | RADZIK         | 2300-512903 | 1   | 99010719 | Teacher-ESL                | S022 - LHS D          | \$90,340      |
| PAULA        | WHALEN         | 2300-512903 | 1   | 99010719 | Teacher-ELL                | S022 - LHS D          | \$73,695      |
| JESSICA      | LANDER         | 2300-512903 | 1   | 99010719 | Teacher-ELL-Social Studies | S023 - LHS E          | \$67,325      |
| LIPING       | CHEN           | 2300-512903 | 1   | 92010109 | Teacher-ELL                | S025 - LINCOLN        | \$75,014      |
| GRIFFIN      | MARY           | 2300-512903 | 1   | 92010109 | Teacher-ELL                | S025 - LINCOLN        | \$77,672      |
| PEAL         | JULIE          | 2300-512903 | 1   | 97510109 | Teacher-ELL                | S026 - MCAULIFFE      | \$74,234      |
| SHELLY       | MARKS          | 2300-512903 | 1   | 91210109 | Teacher-ELL                | S027 - MCAVINNUE      | \$87,215      |

Lowell Public Schools  
FY 2018-19 Staff Salary

Staff Positions  
Listed by Position

| First Name  | Last Name          | Account No. | FTE | Org No.  | Position             | School Location         | Salary Budget |
|-------------|--------------------|-------------|-----|----------|----------------------|-------------------------|---------------|
| PRISCILLA   | RYDER              | 2300-512903 | 1   | 91210109 | Teacher-ELL          | S027 - MCAVINNUE        | \$78,852      |
| LINDSEY     | GILL               | 2300-512903 | 1   | 92710109 | Teacher-ELL          | S029 - MOODY ELEMENTAR\ | \$56,551      |
| KAREN       | CASEY              | 2300-512903 | 1   | 93010109 | Teacher-ELL          | S030 - MOREY            | \$86,402      |
| LINDSAY     | CLARK              | 2300-512903 | 1   | 93010109 | Teacher-ELL          | S030 - MOREY            | \$70,396      |
| KATHLEEN    | DRINAN             | 2300-512903 | 1   | 98010109 | Teacher-ELL          | S031 - MURKLAND         | \$83,776      |
| BERNADETTE  | PUGH               | 2300-512903 | 1   | 93610109 | Teacher-ELL          | S032 - PAWTUCKETVILLE   | \$88,618      |
| MENDONCA    | TAYLOR             | 2300-512903 | 1   | 93610103 | Teacher-ELL          | S032 - PAWTUCKETVILLE   | \$49,626      |
| LAUREN      | CLARK              | 2300-512903 | 1   | 94010109 | Teacher-ELL          | S033 - REILLY           | \$79,838      |
| CAROLYN     | ELLIOTT CARBONNEAU | 2300-512903 | 1   | 94012903 | Teacher-ELL RESOURCE | S033 - REILLY           | \$81,806      |
| TERESA      | MORRISON           | 2300-512903 | 1   | 94010109 | Teacher-ELL          | S033 - REILLY           | \$57,861      |
| DOUGLAS     | BISHOP             | 2300-512903 | 1   | 98610609 | Teacher-ELL          | S035 - ROBINSON         | \$92,321      |
| CAROLINE    | BURROWS            | 2300-512903 | 1   | 98610609 | Teacher-ELL          | S035 - ROBINSON         | \$56,551      |
| SARAH       | HOLMES             | 2300-512903 | 1   | 98610609 | Teacher-ELL          | S035 - ROBINSON         | \$78,852      |
| RAFAEL      | SOTO               | 2300-512903 | 1   | 98610609 | Teacher-ELL          | S035 - ROBINSON         | \$93,464      |
| MARIANA     | ATHAYDE            | 2300-512903 | 1   | 98710609 | Teacher-ELL          | S036 - ROGERS           | \$67,325      |
| HOLLY       | FLEURY             | 2300-512903 | 1   | 98710609 | Teacher-ELL          | S036 - ROGERS           | \$70,396      |
| LINDA       | LUNN               | 2300-512903 | 1   | 98710609 | Teacher-ELL          | S036 - ROGERS           | \$53,486      |
| JENNIFER    | MAYO               | 2300-512903 | 1   | 95010109 | Teacher-ELL          | S037 - SHAUGHNESSY      | \$80,620      |
| VACANT      | VACANT             | 2300-512903 | 1   | 98810609 | Teacher-ELL          | S038 - SULLIVAN JR HIGH | \$60,000      |
| ALTAGRACIA  | CABRERA DE SOTO    | 2300-512903 | 1   | 98810609 | Teacher-ELL          | S038 - SULLIVAN JR HIGH | \$95,445      |
| ELIZABETH   | TRAVAGLINI         | 2300-512903 | 1   | 98810609 | Teacher-ELL          | S038 - SULLIVAN JR HIGH | \$90,340      |
| CATHERINE   | BERGH              | 2300-512903 | 1   | 98910609 | Teacher-ELL          | S042 - WANG             | \$85,247      |
| CHRISTOPHER | GIORDANO           | 2300-512903 | 1   | 98910609 | Teacher-ELL          | S042 - WANG             | \$78,071      |
| ELIZABETH   | PENNEY             | 2300-512903 | 1   | 98910609 | Teacher-ELL          | S042 - WANG             | \$75,014      |
| EMILY       | THOMPSON           | 2300-512903 | 1   | 98910609 | Teacher-ELL          | S042 - WANG             | \$84,556      |
| JULIE       | BANNERMAN          | 2300-512903 | 1   | 96010609 | Teacher-ELL          | S047 - STOKLOSA         | \$60,928      |
| ALEXANDER   | DESROSIERS         | 2300-512903 | 1   | 96010603 | Teacher-ELL          | S047 - STOKLOSA         | \$53,486      |
| KRISTEN     | ESCHMANN           | 2300-512903 | 1   | 96010609 | Teacher-ELL          | S047 - STOKLOSA         | \$88,372      |
|             |                    |             | 58  |          |                      |                         | \$4,530,363   |

Lowell Public Schools  
FY 2018-19 Staff Salary

Staff Positions  
Listed by Position

| First Name | Last Name   | Account No. | FTE | Org No.  | Position                           | School Location       | Salary Budget |
|------------|-------------|-------------|-----|----------|------------------------------------|-----------------------|---------------|
| FIRAS      | ALREKABI    | 2300-512903 | 1   | 98312003 | Teacher-Middle Mathematics         | S005 - BARTLETT       | \$67,551      |
| BRENDAN    | CANTY       | 2300-512903 | 1   | 98310603 | Teacher-Middle ELA- Social Studies | S005 - BARTLETT       | \$56,551      |
| CARL       | FOSS        | 2300-512903 | 1   | 98313103 | Teacher-Middle Soc.Studies         | S005 - BARTLETT       | \$59,881      |
| AMY        | GALVIN      | 2300-512903 | 1   | 98312003 | Teacher-Middle Mathematics         | S005 - BARTLETT       | \$62,950      |
| RHEANNA    | GEORGE      | 2300-512903 | 1   | 98311503 | Teacher-Middle-English             | S005 - BARTLETT       | \$71,175      |
| RACHEL     | KHARFEN     | 2300-512903 | 1   | 98310103 | Teacher-Middle Math-Science        | S005 - BARTLETT       | \$86,538      |
| CHANTAL    | LEBLANC     | 2300-512903 | 1   | 98311503 | Teacher-Middle English             | S005 - BARTLETT       | \$60,928      |
| MARK       | MCKELLAR    | 2300-512903 | 1   | 98313003 | Teacher-Middle Science             | S005 - BARTLETT       | \$67,325      |
| LAURA      | SCHOFIELD   | 2300-512903 | 1   | 98310603 | Teacher-Middle Math-Science        | S005 - BARTLETT       | \$86,402      |
| CLARA      | CAHILL      | 2300-512903 | 1   | 98413003 | Teacher-Middle Science             | S007 - BUTLER         | \$60,928      |
| SHARON     | DOWD        | 2300-512903 | 1   | 98410603 | Teacher-Middle ELA-Soc.Studies     | S007 - BUTLER         | \$87,215      |
| CHELSEA    | EWING       | 2300-512903 | 1   | 98410603 | Teacher-Middle ELA-Soc.Studies     | S007 - BUTLER         | \$56,551      |
| WILLIAM    | FLORENCE    | 2300-512903 | 1   | 98410603 | Teacher-Middle Math-Science        | S007 - BUTLER         | \$75,461      |
| KEVIN      | FREEMAN     | 2300-512903 | 1   | 98410603 | Teacher-Middle Math-Science        | S007 - BUTLER         | \$90,340      |
| TODD       | HOFFMAN     | 2300-512903 | 1   | 98410603 | Teacher-Middle ELA-Soc.Studies     | S007 - BUTLER         | \$81,510      |
| MOLLY      | KELLEY-MUON | 2300-512903 | 1   | 98410603 | Teacher-Middle ELA-Soc.Studies     | S007 - BUTLER         | \$88,372      |
| AARON      | KING        | 2300-512903 | 1   | 98411503 | Teacher-Middle ELA                 | S007 - BUTLER         | \$49,626      |
| ALESSONDRA | ANZANO      | 2300-512903 | 1   | 98710619 | Teacher-Middle ELA-Soc.Studies     | S011 - DALEY JR HIGH  | \$69,858      |
| DONNA      | BEJANIANCE  | 2300-512903 | 1   | 98510603 | Teacher-Middle ELA-Soc.Studies     | S011 - DALEY JR HIGH  | \$87,215      |
| ADAM       | CLEMENTE    | 2300-512903 | 1   | 98510603 | Teacher-Middle Math-Science        | S011 - DALEY JR HIGH  | \$80,620      |
| ASHLEY     | FRASSA      | 2300-512903 | 1   | 98510603 | Teacher-Middle Math-Science        | S011 - DALEY JR HIGH  | \$70,396      |
| HEATHER    | GREEN       | 2300-512903 | 1   | 98510603 | Teacher-Middle ELA/Social Studies  | S011 - DALEY JR HIGH  | \$83,277      |
| LAUREN     | HOLLOWAY    | 2300-512903 | 1   | 98510603 | Teacher-Middle ELA/Social Studies  | S011 - DALEY JR HIGH  | \$71,175      |
| KATHRYN    | MCLEAN      | 2300-512903 | 1   | 98510603 | Teacher-Middle Math-Science        | S011 - DALEY JR HIGH  | \$66,020      |
| CHERYL     | POLLARD     | 2300-512903 | 1   | 98510603 | Teacher-Middle ELA-Soc.Studies     | S011 - DALEY JR HIGH  | \$81,806      |
| DONNA      | PRATO       | 2300-512903 | 1   | 98510603 | Teacher-Middle Math-Science        | S011 - DALEY JR HIGH  | \$90,765      |
| CARLA      | QUIROZ      | 2300-512903 | 1   | 98510603 | Teacher-Middle Math-Science        | S011 - DALEY JR HIGH  | \$90,340      |
| NICOLE     | ROMANO      | 2300-512903 | 1   | 98510603 | Teacher-Middle Math-Science        | S011 - DALEY JR HIGH  | \$77,672      |
| JEFFREY    | MAGNUSON    | 2300-512903 | 1   | 91810604 | Teacher-Middle ELA-Soc.Studies     | S014 - JOSEPH G. PYNE | \$59,881      |
| MAURA      | PANNETON    | 2300-512903 | 1   | 91810604 | Teacher-Middle Math-Science        | S014 - JOSEPH G. PYNE | \$84,556      |

Lowell Public Schools  
FY 2018-19 Staff Salary

Staff Positions  
Listed by Position

| First Name | Last Name  | Account No. | FTE | Org No.  | Position                       | School Location         | Salary Budget |
|------------|------------|-------------|-----|----------|--------------------------------|-------------------------|---------------|
| NANCY      | REYNOLDS   | 2300-512903 | 1   | 91810604 | Teacher-Middle Math-Science    | S014 - JOSEPH G. PYNE   | \$95,182      |
| VACANT     | VACANT     | 2300-512903 | 1   | 98610603 | Teacher-Middle Science         | S035 - ROBINSON         | \$60,000      |
| KIMBERLLY  | COPPINGER  | 2300-512903 | 1   | 98610603 | Teacher-Middle ELA             | S035 - ROBINSON         | \$90,765      |
| ANN        | EARLY      | 2300-512903 | 1   | 98610603 | Teacher-Middle Mathematics     | S035 - ROBINSON         | \$82,589      |
| VACANT     | VACANT     | 2300-512903 | 1   | 98611503 | Teacher-Middle Scchool ELA     | S035 - ROBINSON         | \$60,000      |
| SUSAN      | MACLEOD    | 2300-512903 | 1   | 98610603 | Teacher-Middle Mathematics     | S035 - ROBINSON         | \$85,247      |
| VIRGINIA   | MARSHALL   | 2300-512903 | 1   | 98610603 | Teacher-Middle Science         | S035 - ROBINSON         | \$85,247      |
| KRISTOPHER | MCCABE     | 2300-512903 | 1   | 98611503 | Teacher-Middle ELA             | S035 - ROBINSON         | \$67,325      |
| SIOBHAN    | MCKENNA    | 2300-512903 | 1   | 98611503 | Teacher-Middle ELA             | S035 - ROBINSON         | \$64,255      |
| HILARY     | OLSEN      | 2300-512903 | 1   | 98612003 | Teacher-Middle Mathematics     | S035 - ROBINSON         | \$78,852      |
| MARY       | RIDDELL    | 2300-512903 | 1   | 98610603 | Teacher-Middle Math-Science    | S035 - ROBINSON         | \$90,340      |
| VACANT     | VACANT     | 2300-512903 | 1   | 98610603 | Teacher-Middle Mathematics     | S035 - ROBINSON         | \$60,000      |
| STASIAK    | ALLISON    | 2300-512903 | 1   | 98710603 | Teacher-Middle ELA             | S036 - ROGERS           | \$70,396      |
| JAMES      | BRUNELLE   | 2300-512903 | 1   | 98710619 | Teacher-Middle Math/Science    | S036 - ROGERS           | \$87,215      |
| ANNMARIE   | CAROLAN    | 2300-512903 | 1   | 98710603 | Teacher-Middle Math/Science    | S036 - ROGERS           | \$91,617      |
| ERINN      | MCLAUGHLIN | 2300-512903 | 1   | 98710603 | Teacher-Middle Math/Science    | S036 - ROGERS           | \$56,551      |
| MAZZONE    | ROBERT     | 2300-512903 | 1   | 98713103 | Teacher-Middle Social Studies  | S036 - ROGERS           | \$49,626      |
| VACANT     | VACANT     | 2300-512903 | 4   | 98710603 | Teacher-Middle                 | S036 - ROGERS           | \$240,000     |
| TRULL      | VICTORIA   | 2300-512903 | 1   | 98710603 | Teacher-Middle ELA             | S036 - ROGERS           | \$49,626      |
| JOANNE     | WATSON     | 2300-512903 | 1   | 98811503 | Teacher-Middle ELA             | S038 - SULLIVAN JR HIGH | \$70,396      |
| KIM        | BROADHURST | 2300-512903 | 1   | 98810603 | Teacher-Middle ELA-Soc.Studies | S038 - SULLIVAN JR HIGH | \$81,589      |
| NICOLE     | GOULD      | 2300-512903 | 1   | 98810603 | Teacher-Middle ELA-Soc.Studies | S038 - SULLIVAN JR HIGH | \$85,247      |
| MARTHA     | MARTIN     | 2300-512903 | 1   | 98810603 | Teacher-Middle ELA-Soc.Studies | S038 - SULLIVAN JR HIGH | \$79,838      |
| JAMIE      | TEAGUE     | 2300-512903 | 1   | 98810603 | Teacher-Middle ELA-Soc.Studies | S038 - SULLIVAN JR HIGH | \$81,806      |
| VITOR      | ALVES      | 2300-512903 | 1   | 98710603 | Teacher-Middle Math-Science    | S038 - SULLIVAN JR HIGH | \$64,255      |
| NANCY      | GRAZIANI   | 2300-512903 | 1   | 98810603 | Teacher-Middle Math-Science    | S038 - SULLIVAN JR HIGH | \$56,551      |
| SHERIANNE  | KINNEY     | 2300-512903 | 1   | 98810603 | Teacher-Middle Math-Science    | S038 - SULLIVAN JR HIGH | \$74,234      |
| LAUREN     | MAY        | 2300-512903 | 1   | 98810603 | Teacher-Middle Math-Science    | S038 - SULLIVAN JR HIGH | \$84,556      |
| KYM        | PIZZANO    | 2300-512903 | 1   | 98810603 | Teacher-Middle Math-Science    | S038 - SULLIVAN JR HIGH | \$86,402      |
| JESSICA    | BRUGEL     | 2300-512903 | 1   | 98910603 | Teacher-Middle ELA-Soc.Studies | S042 - WANG             | \$82,589      |

Lowell Public Schools  
FY 2018-19 Staff Salary

Staff Positions  
Listed by Position

| First Name | Last Name  | Account No. | FTE | Org No.  | Position                       | School Location         | Salary Budget |
|------------|------------|-------------|-----|----------|--------------------------------|-------------------------|---------------|
| KIMBERLY   | BUDRYK     | 2300-512903 | 1   | 98910603 | Teacher-Middle ELA-Soc.Studies | S042 - WANG             | \$81,806      |
| SHAWN      | CHASE      | 2300-512903 | 1   | 98910603 | Teacher-Middle ELA-Soc.Studies | S042 - WANG             | \$87,215      |
| AMILA      | COLON      | 2300-512903 | 1   | 98910603 | Teacher-Middle Mathematics     | S042 - WANG             | \$79,838      |
| KATHLEEN   | CYMBURA    | 2300-512903 | 1   | 98910603 | Teacher-Middle ELA-Soc.Studies | S042 - WANG             | \$87,215      |
| REBECCA    | DOOLE      | 2300-512903 | 1   | 98911503 | Teacher-Middle ELA-Soc.Studies | S042 - WANG             | \$64,255      |
| KATE       | GARABEDIAN | 2300-512903 | 1   | 98910603 | Teacher-Middle Math/Science    | S042 - WANG             | \$77,672      |
| JOHN       | KING       | 2300-512903 | 1   | 98910603 | Teacher-Middle Science         | S042 - WANG             | \$86,150      |
| ELIZABETH  | MADDEN     | 2300-512903 | 1   | 98910603 | Teacher-Middle Mathematics     | S042 - WANG             | \$84,556      |
| JILLIAN    | MAGUIRE    | 2300-512903 | 1   | 98912003 | Teacher-Middle Mathematics     | S042 - WANG             | \$80,620      |
| ERIN       | MCMAHON    | 2300-512903 | 1   | 98910603 | Teacher-Middle ELA-Soc.Studies | S042 - WANG             | \$83,776      |
| PAMELA     | MERLINO    | 2300-512903 | 1   | 98910603 | Teacher-Middle Mathematics     | S042 - WANG             | \$79,400      |
| LISA       | MOISAKIS   | 2300-512903 | 1   | 98910603 | Teacher-Middle ELA-Soc.Studies | S042 - WANG             | \$83,277      |
| ARIANNA    | MURPHY     | 2300-512903 | 1   | 98912003 | Teacher-Middle Mathematics     | S042 - WANG             | \$56,551      |
| VACANT     | VACANT     | 2300-512903 | 1   | 98913003 | Teacher-Middle Science         | S042 - WANG             | \$60,000      |
| CHERYL     | BRUNELAS   | 2300-512903 | 1   | 96011503 | Teacher-Middle ELA             | S047 - STOKLOSA         | \$92,713      |
| REBECCA    | COX        | 2300-512903 | 1   | 96013006 | Teacher-Middle Science         | S047 - STOKLOSA         | \$88,372      |
| MICHAEL    | GRATTA     | 2300-512903 | 1   | 96010603 | Teacher-Middle ELA-Soc.Studies | S047 - STOKLOSA         | \$75,014      |
| NANCY      | JEWER      | 2300-512903 | 1   | 96012003 | Teacher-Middle Mathematics     | S047 - STOKLOSA         | \$62,950      |
| JANET      | KOZA       | 2300-512903 | 1   | 96010603 | Teacher-Middle Math/Science    | S047 - STOKLOSA         | \$85,247      |
| AMY        | LAURO      | 2300-512903 | 1   | 96012003 | Teacher-Middle Math/Science    | S047 - STOKLOSA         | \$81,806      |
| LISA MARIE | ROWSSELL   | 2300-512903 | 1   | 96011503 | Teacher-Middle ELA-Soc.Studies | S047 - STOKLOSA         | \$81,589      |
| GEORGIA    | SKREKAS    | 2300-512903 | 1   | 96010603 | Teacher-Middle Social Studies  | S047 - STOKLOSA         | \$85,758      |
| HOWARD     | STELZER    | 2300-512903 | 1   | 96010603 | Teacher-Middle Math/Science    | S047 - STOKLOSA         | \$73,833      |
| ASHLEY     | GALIPEAU   | 2300-512903 | 1   | 98810603 | Teacher-Middle ELA-Soc.Studies | T038 - SULLIVAN JR HIGH | \$79,838      |
| VACANT     | VACANT     | 2300-512903 | 2   | 96013006 | Teacher-Middle                 | S047 - STOKLOSA         | \$120,000     |
| VACANT     | VACANT     | 2300-512903 | 1   | 98610603 | Teacher-Middle                 | S035 - ROBINSON         | \$60,000      |
| VACANT     | VACANT     | 2300-512903 | 2   | 98910603 | Teacher-Middle                 | S042 - WANG             | \$120,000     |
| VACANT     | VACANT     | 2300-512903 | 1   | 98510603 | Teacher-Middle                 | S011 - DALEY JR HIGH    | \$60,000      |
| VACANT     | VACANT     | 2300-512903 | 1   | 91810604 | Teacher-Middle                 | S014 - JOSEPH G. PYNE   | \$60,000      |
| VACANT     | VACANT     | 2300-512903 | -6  | 98810603 | Teacher-Middle                 | S038 - SULLIVAN JR HIGH | -\$360,000    |

Lowell Public Schools  
FY 2018-19 Staff Salary

Staff Positions  
Listed by Position

| First Name | Last Name | Account No. | FTE | Org No. | Position | School Location | Salary Budget |
|------------|-----------|-------------|-----|---------|----------|-----------------|---------------|
|            |           |             | 88  |         |          |                 | \$6,594,632   |

Lowell Public Schools  
FY 2018-19 Staff Salary

Staff Positions  
Listed by Position

| First Name | Last Name       | Account No. | FTE | Org No.  | Position              | School Location       | Salary Budget |
|------------|-----------------|-------------|-----|----------|-----------------------|-----------------------|---------------|
| SONIS      | CRAIG           | 2300-512903 | 1   | 99212003 | Teacher-Math          | A060 - BRIDGE         | \$70,764      |
| VACANT     | VACANT          | 2300-512903 | 1   | 90210103 | Teacher-Math Resource | S004 - BAILEY         | \$60,000      |
| TARA       | AGUIAR          | 2300-512903 | 1   | 98312003 | Teacher-Math Resource | S005 - BARTLETT       | \$88,372      |
| JING       | FANG            | 2300-512903 | 1   | 98412003 | Teacher-Mathematics   | S007 - BUTLER         | \$67,325      |
| AMY        | GUERRIERO       | 2300-512903 | 1   | 98412003 | Teacher-Mathematics   | S007 - BUTLER         | \$80,620      |
| ELIZABETH  | KABRIEL         | 2300-512903 | 1   | 98412003 | Teacher-Mathematics   | S007 - BUTLER         | \$79,838      |
| FERNANDA   | LOPES           | 2300-512903 | 1   | 98412003 | Teacher-Math Resource | S007 - BUTLER         | \$73,695      |
| CHRISTINA  | PAPPALARDO      | 2300-512903 | 1   | 98412003 | Teacher-Mathematics   | S007 - BUTLER         | \$73,695      |
| MICHELLE   | SCOTT           | 2300-512903 | 1   | 98412003 | Teacher-Mathematics   | S007 - BUTLER         | \$53,486      |
| VACANT     | VACANT          | 2300-512903 | 1   | 98412003 | Teacher-Mathematics   | S007 - BUTLER         | \$60,000      |
| GLENN      | CULLEN          | 2300-512903 | 1   | 98512003 | Teacher-Math          | S011 - DALEY JR HIGH  | \$79,838      |
| COLLEEN    | FARRELL CONDON  | 2300-512903 | 1   | 98512003 | Teacher-Math Resource | S011 - DALEY JR HIGH  | \$79,838      |
| RACHAEL    | JEPSON          | 2300-512903 | 1   | 98512003 | Teacher-Mathematics   | S011 - DALEY JR HIGH  | \$83,277      |
| TODD       | NGUYEN          | 2300-512903 | 1   | 98512003 | Teacher-Mathematics   | S011 - DALEY JR HIGH  | \$84,556      |
| JEFFREY    | TODD            | 2300-512903 | 1   | 98512003 | Teacher-Mathematics   | S011 - DALEY JR HIGH  | \$87,758      |
| VACANT     | VACANT          | 2300-512903 | 1   | 98512003 | Teacher-Mathematics   | S011 - DALEY JR HIGH  | \$60,000      |
| JOY        | FLANDERS        | 2300-512903 | 1   | 91512003 | Teacher-Math Resource | S013 - GREENHALGE     | \$86,542      |
| AUDREY     | CRAWFORD-RIVERA | 2300-512903 | 1   | 91812003 | Teacher-Math Resource | S014 - JOSEPH G. PYNE | \$75,882      |
| STEPHANIE  | BELLEROSE       | 2300-512903 | 1   | 99012006 | Teacher-Mathematics   | S018 - LHS A          | \$58,740      |
| BOPHA      | BOUTSELIS       | 2300-512903 | 1   | 99012006 | Teacher-Mathematics   | S018 - LHS A          | \$78,852      |
| STEPHEN    | JARVIS          | 2300-512903 | 1   | 99012006 | Teacher-Mathematics   | S018 - LHS A          | \$85,247      |
| THY        | OEUR            | 2300-512903 | 1   | 99012006 | Teacher-Mathematics   | S018 - LHS A          | \$87,215      |
| ALEXANDER  | PHAM            | 2300-512903 | 1   | 99012006 | Teacher-Mathematics   | S018 - LHS A          | \$56,551      |
| KRISANNE   | SANTARPIO       | 2300-512903 | 1   | 99012006 | Teacher-Mathematics   | S018 - LHS A          | \$92,713      |
| LAURA      | CHACE           | 2300-512903 | 1   | 99012006 | Teacher-Mathematics   | S019 - LHS B          | \$82,589      |
| LENA       | FERREIRA        | 2300-512903 | 1   | 99012006 | Teacher-Mathematics   | S019 - LHS B          | \$83,277      |
| VIRGINIA   | MEYER           | 2300-512903 | 1   | 99012006 | Teacher-Mathematics   | S019 - LHS B          | \$92,321      |
| JODI       | AHERN           | 2300-512903 | 1   | 99012006 | Teacher-Mathematics   | S020 - LHS C          | \$90,340      |
| ANNA       | BATURIN         | 2300-512903 | 1   | 99012006 | Teacher-Mathematics   | S020 - LHS C          | \$58,740      |
| CHARLES    | BOLIANITES      | 2300-512903 | 1   | 99012006 | Teacher-Mathematics   | S020 - LHS C          | \$92,057      |

Lowell Public Schools  
FY 2018-19 Staff Salary

Staff Positions  
Listed by Position

| First Name | Last Name | Account No. | FTE | Org No.  | Position              | School Location        | Salary Budget |
|------------|-----------|-------------|-----|----------|-----------------------|------------------------|---------------|
| DELANEY    | CARR      | 2300-512903 | 1   | 99012006 | Teacher-Mathematics   | S020 - LHS C           | \$60,928      |
| ADAM       | FERREIRA  | 2300-512903 | 1   | 99012006 | Teacher-Mathematics   | S020 - LHS C           | \$70,396      |
| KATHLEEN   | HARTY     | 2300-512903 | 1   | 99012006 | Teacher-Mathematics   | S020 - LHS C           | \$79,838      |
| VACANT     | VACANT    | 2300-512903 | 1   | 99012006 | Teacher-Mathematics   | S020 - LHS C           | \$60,000      |
| KIMBERLY   | LEIGHTON  | 2300-512903 | 1   | 99012006 | Teacher-Mathematics   | S020 - LHS C           | \$59,881      |
| VACANT     | VACANT    | 2300-512903 | 1   | 99012006 | Teacher-Mathematics   | S020 - LHS C           | \$60,000      |
| PATRICK    | MORASSE   | 2300-512903 | 1   | 99012006 | Teacher-Mathematics   | S020 - LHS C           | \$83,277      |
| NICHOLAS   | ROSSETTI  | 2300-512903 | 1   | 99012006 | Teacher-Mathematics   | S020 - LHS C           | \$56,551      |
| PAULA      | SWEENEY   | 2300-512903 | 1   | 99012006 | Teacher-Mathematics   | S020 - LHS C           | \$93,889      |
| NEETI      | TRIPATHI  | 2300-512903 | 1   | 99012006 | Teacher-Mathematics   | S020 - LHS C           | \$74,234      |
| PAUL       | CREEGAN   | 2300-512903 | 1   | 99012006 | Teacher-Mathematics   | S022 - LHS D           | \$83,776      |
| ELAINE     | MCGEOWN   | 2300-512903 | 1   | 99012006 | Teacher-Mathematics   | S022 - LHS D           | \$90,340      |
| TIMOTHY    | PATTERSON | 2300-512903 | 1   | 99012006 | Teacher-Mathematics   | S022 - LHS D           | \$88,372      |
| JOHN       | SMULLIGAN | 2300-512903 | 1   | 99012006 | Teacher-Mathematics   | S022 - LHS D           | \$81,806      |
| KRISTA     | EARLEY    | 2300-512903 | 1   | 99012006 | Teacher-Mathematics   | S023 - LHS E           | \$94,742      |
| MCQUAID    | ELIZABETH | 2300-512903 | 1   | 99012006 | Teacher-Mathematics   | S024 - LHS MAIN OFFICE | \$53,486      |
| ERIN       | HIRBOUR   | 2300-512903 | 1   | 92012003 | Teacher-Math Resource | S025 - LINCOLN         | \$79,838      |
| KATHLEEN   | LAROCQUE  | 2300-512903 | 1   | 97512003 | Teacher-Math Resource | S026 - MCAULIFFE       | \$85,247      |
| HEATHER    | BELLEROSE | 2300-512903 | 1   | 91212003 | Teacher-Math Resource | S027 - MCAVINNUE       | \$79,838      |
| GREGORY    | O'NEIL    | 2300-512903 | 1   | 92512004 | Teacher-Mathematics   | S028 - MOLLOY          | \$75,461      |
| GEOFFREY   | MCDONOUGH | 2300-512903 | 1   | 93012003 | Teacher-Math Resource | S030 - MOREY           | \$81,806      |
| RACHEL     | SLIPP     | 2300-512903 | 1   | 98012003 | Teacher-Math Resource | S031 - MURKLAND        | \$83,277      |
| SARAH      | DELEHANTY | 2300-512903 | 1   | 95512003 | Teacher-Math Resource | S032 - PAWTUCKETVILLE  | \$77,649      |
| CATHERINE  | CLOUGH    | 2300-512903 | 1   | 94012003 | Teacher-Math Resource | S033 - REILLY          | \$85,550      |
| SUSAN      | BAUER     | 2300-512903 | 1   | 98612003 | Teacher-Mathematics   | S035 - ROBINSON        | \$58,645      |
| KIM-SOO    | DELIBERO  | 2300-512903 | 1   | 98612003 | Teacher-Mathematics   | S035 - ROBINSON        | \$81,806      |
| VALAKATGIS | JOHN      | 2300-512903 | 1   | 98612003 | Teacher-Mathematics   | S035 - ROBINSON        | \$66,020      |
| ALTHEA     | LOSCHKY   | 2300-512903 | 1   | 98612003 | Teacher-Mathematics   | S035 - ROBINSON        | \$70,396      |
| JESSICA    | NUCEFORA  | 2300-512903 | 1   | 98612003 | Teacher-Mathematics   | S035 - ROBINSON        | \$79,838      |
| ERIKA      | RAMOS     | 2300-512903 | 1   | 98612003 | Teacher-Math Resource | S035 - ROBINSON        | \$77,672      |



Lowell Public Schools  
FY 2018-19 Staff Salary

Staff Positions  
Listed by Position

| First Name | Last Name   | Account No. | FTE | Org No.  | Position              | School Location         | Salary Budget |
|------------|-------------|-------------|-----|----------|-----------------------|-------------------------|---------------|
| PATRICIA   | SCIACCA     | 2300-512903 | 1   | 98612003 | Teacher-Mathematics   | S035 - ROBINSON         | \$74,234      |
| VACANT     | VACANT      | 2300-512903 | 1   | 98612003 | Teacher-Mathematics   | S035 - ROBINSON         | \$60,000      |
| KERIEN     | DRISCOLL    | 2300-512903 | 1   | 98710619 | Teacher-Math Resource | S036 - ROGERS           | \$70,819      |
| SARAH      | BROWN       | 2300-512903 | 1   | 95012003 | Teacher-Math Resource | S037 - SHAUGHNESSY      | \$86,402      |
| ANGELA     | O'NEILL     | 2300-512903 | 1   | 98810603 | Teacher-Math Resource | S038 - SULLIVAN JR HIGH | \$83,277      |
| SHEILA     | MARTIN      | 2300-512903 | 1   | 98812003 | Teacher-Mathematics   | S038 - SULLIVAN JR HIGH | \$56,551      |
| VACANT     | VACANT      | 2300-512903 | 1   | 98812003 | Teacher-Mathematics   | S038 - SULLIVAN JR HIGH | \$60,000      |
| MARK       | TRAINOR     | 2300-512903 | 1   | 98812003 | Teacher-Mathematics   | S038 - SULLIVAN JR HIGH | \$80,620      |
| KEITH      | VALLIERE    | 2300-512903 | 1   | 98812003 | Teacher-Mathematics   | S038 - SULLIVAN JR HIGH | \$80,620      |
| KAREN      | COLE        | 2300-512903 | 1   | 98912003 | Teacher-Mathematics   | S042 - WANG             | \$79,838      |
| MARYLOU    | MACKENZIE   | 2300-512903 | 1   | 98912003 | Teacher-Mathematics   | S042 - WANG             | \$86,402      |
| ALANA      | MCNEIL      | 2300-512903 | 1   | 98912003 | Teacher-Mathematics   | S042 - WANG             | \$67,325      |
| CYNTHIA    | MOSLEY      | 2300-512903 | 1   | 98912003 | Teacher-Mathematics   | S042 - WANG             | \$82,589      |
| MATTHEW    | SANTY       | 2300-512903 | 1   | 98912003 | Teacher-Math Resource | S042 - WANG             | \$81,806      |
| BRENDA     | BUSTA       | 2300-512903 | 1   | 96012003 | Teacher-Math Resource | S047 - STOKLOSA         | \$92,713      |
| BRAD       | CARAVOULIAS | 2300-512903 | 1   | 96012003 | Teacher-Mathematics   | S047 - STOKLOSA         | \$62,950      |
| MEGHAN     | DUNBAR      | 2300-512903 | 1   | 96012003 | Teacher-Mathematics   | S047 - STOKLOSA         | \$80,620      |
| CHINSAN    | LIM         | 2300-512903 | 1   | 96012003 | Teacher-Mathematics   | S047 - STOKLOSA         | \$90,340      |
| MICHAEL    | MORETTI     | 2300-512903 | 1   | 96012003 | Teacher-Mathematics   | S047 - STOKLOSA         | \$85,247      |
| VYADA      | TITH        | 2300-512903 | 1   | 96010603 | Teacher-Mathematics   | S047 - STOKLOSA         | \$88,178      |
| VACANT     | VACANT      | 2300-512903 | 2   | 96010603 | Teacher-Mathematics   | S047 - STOKLOSA         | \$120,000     |
| VACANT     | VACANT      | 2300-512903 | -2  | 99012006 | Teacher-Mathematics   | S020 - LHS C            | -\$120,000    |
|            |             |             | 80  |          |                       |                         | \$6,129,218   |

Lowell Public Schools  
FY 2018-19 Staff Salary

Staff Positions  
Listed by Position

| First Name         | Last Name  | Account No. | FTE | Org No.  | Position             | School Location         | Salary Budget |
|--------------------|------------|-------------|-----|----------|----------------------|-------------------------|---------------|
| PATRICIA           | ADAMS      | 2300-512903 | 1   | 99013006 | Teacher-Science      | S024 - LHS MAIN OFFICE  | \$90,340      |
| HEIDI              | ALVES      | 2300-512903 | 1   | 91813003 | Teacher-Math-Science | S014 - JOSEPH G. PYNE   | \$74,234      |
| MARISSA            | ASA        | 2300-512903 | 1   | 99013006 | Teacher-Science      | S022 - LHS D            | \$53,486      |
| CHANDLER-PETROVICK | BERNICE    | 2300-512903 | 1   | 92513003 | Teacher-Science      | S028 - MOLLOY           | \$78,852      |
| ALISON             | BILODEAU   | 2300-512903 | 1   | 94010103 | Teacher-STEM/SCIENCE | S033 - REILLY           | \$77,431      |
| ANN                | CARPENTER  | 2300-512903 | 1   | 96013006 | Teacher-Science      | S047 - STOKLOSA         | \$88,372      |
| TRICIA             | CAVIGNANO  | 2300-512903 | 1   | 99013006 | Teacher-Biology      | S022 - LHS D            | \$90,340      |
| LIM                | CHINSAN    | 2300-512903 | 1   | 96012003 | Teacher-Math/Science | S047 - STOKLOSA         | \$49,626      |
| THOMAS             | CHRISTINE  | 2300-512903 | 1   | 98613003 | Teacher-Science      | S035 - ROBINSON         | \$64,255      |
| ESTEBAN            | DOMINGUEZ  | 2300-512903 | 1   | 99013006 | Teacher-Science      | S023 - LHS E            | \$90,340      |
| KEVIN              | DUNHAM     | 2300-512903 | 1   | 99013006 | Teacher-Biology      | S022 - LHS D            | \$86,811      |
| BARBARA            | EDDY       | 2300-512903 | 1   | 99013006 | Teacher-Chemistry    | S022 - LHS D            | \$85,247      |
| CHRISTINE          | ERB        | 2300-512903 | 1   | 92513003 | Teacher-Biology      | S028 - MOLLOY           | \$80,620      |
| HEALEY             | ERIN       | 2300-512903 | 1   | 98813003 | Teacher-Science      | S038 - SULLIVAN JR HIGH | \$66,020      |
| SCOTT              | HUGHES     | 2300-512903 | 1   | 99013006 | Teacher-Science      | S022 - LHS D            | \$84,556      |
| GAYL               | HURLEY     | 2300-512903 | 1   | 98810603 | Teacher-Math/Science | S038 - SULLIVAN JR HIGH | \$86,402      |
| EMILIA             | JORDAN     | 2300-512903 | 1   | 98413003 | Teacher-Science      | S007 - BUTLER           | \$81,806      |
| WILLIAM            | JUMPER     | 2300-512903 | 1   | 99013006 | Teacher-Physics      | S023 - LHS E            | \$91,494      |
| BUDINGER           | KATHERINE  | 2300-512903 | 1   | 99213003 | Teacher-Science      | A060 - BRIDGE           | \$70,396      |
| JASON              | LEWIS      | 2300-512903 | 1   | 98513003 | Teacher-Science      | S011 - DALEY JR HIGH    | \$81,806      |
| VAN                | LUONG      | 2300-512903 | 1   | 99013006 | Teacher-Chemistry    | S022 - LHS D            | \$77,431      |
| KIRSTEN            | MACLEOD    | 2300-512903 | 1   | 96013006 | Teacher-Science      | S047 - STOKLOSA         | \$84,556      |
| JENNIFER           | MAYNARD    | 2300-512903 | 1   | 90212003 | Teacher-Math/Science | S047 - STOKLOSA         | \$84,556      |
| KILLIAN            | MCANANEY   | 2300-512903 | 1   | 99013006 | Teacher-Biology      | S023 - LHS E            | \$77,431      |
| PAULA              | MCPHILLIPS | 2300-512903 | 1   | 90113004 | Teacher-Math-Science | S100 - DISTRICTWIDE     | \$82,589      |
| FARLEY             | MICHAEL    | 2300-512903 | 1   | 99013006 | Teacher-Science      | S018 - LHS A            | \$56,551      |
| GIARDINA           | MICHAEL    | 2300-512903 | 1   | 99013006 | Teacher-Science      | S024 - LHS MAIN OFFICE  | \$53,486      |
| ALISON             | MONTEMURRO | 2300-512903 | 1   | 99013006 | Teacher-Biology      | S018 - LHS A            | \$73,695      |
| CHRISTOPHER        | O'NEIL     | 2300-512903 | 1   | 90112004 | Teacher-Math-Science | S100 - DISTRICTWIDE     | \$79,838      |
| ALICIA             | PAREDES    | 2300-512903 | 1   | 99013006 | Teacher-Science      | S018 - LHS A            | \$60,928      |

Lowell Public Schools  
FY 2018-19 Staff Salary

Staff Positions  
Listed by Position

| First Name | Last Name  | Account No. | FTE | Org No.  | Position                | School Location         | Salary Budget |
|------------|------------|-------------|-----|----------|-------------------------|-------------------------|---------------|
| SETHEYNY   | PEN        | 2300-512903 | 1   | 92012903 | Teacher-Content Science | S025 - LINCOLN          | \$62,950      |
| JARED      | PERKINS    | 2300-512903 | 1   | 91812003 | Teacher-Math/Science    | S014 - JOSEPH G. PYNE   | \$67,325      |
| SCOTT      | POTTER     | 2300-512903 | 1   | 98913003 | Teacher-Science         | S042 - WANG             | \$68,209      |
| HYACINTH   | PRENTICE   | 2300-512903 | 1   | 99013006 | Teacher-Science         | S018 - LHS A            | \$90,340      |
| ROBERT     | RASMUSSEN  | 2300-512903 | 1   | 99013006 | Teacher-Biology         | S018 - LHS A            | \$91,494      |
| CAM        | ROPER      | 2300-512903 | 1   | 96012003 | Teacher-Math/Science    | S047 - STOKLOSA         | \$59,881      |
| KELLY      | SANBORN    | 2300-512903 | 1   | 98613003 | Teacher-Science         | S011 - DALEY JR HIGH    | \$79,838      |
| GLASHEEN   | SEAN       | 2300-512903 | 1   | 99013006 | Teacher-Science         | S024 - LHS MAIN OFFICE  | \$49,626      |
| MARISA     | SHEA       | 2300-512903 | 1   | 98512003 | Teacher-Science         | S011 - DALEY JR HIGH    | \$56,551      |
| WILLIAM    | SHUGRUE    | 2300-512903 | 1   | 98913003 | Teacher-Science         | S042 - WANG             | \$85,247      |
| JASON      | SILVERBERG | 2300-512903 | 1   | 99013006 | Teacher-Chemistry       | S023 - LHS E            | \$75,882      |
| JAYA       | SINHA      | 2300-512903 | 1   | 98813003 | Teacher-Science         | S038 - SULLIVAN JR HIGH | \$79,838      |
| JUSTIN     | SPENCER    | 2300-512903 | 1   | 99013006 | Teacher-Biology         | S022 - LHS D            | \$79,838      |
| EMILY      | STEINBERG  | 2300-512903 | 1   | 99013006 | Teacher-Biology         | S022 - LHS D            | \$82,589      |
| DAWN       | THEBERGE   | 2300-512903 | 1   | 98910603 | Teacher-Science         | S042 - WANG             | \$85,247      |
| KAITLIN    | URBAN      | 2300-512903 | 1   | 99013006 | Teacher-Biology         | S022 - LHS D            | \$78,852      |
| VACANT     | VACANT     | 2300-512903 | 1   | 98513003 | Teacher-Science         | S011 - DALEY JR HIGH    | \$60,000      |
| SALLY      | VERZONE    | 2300-512903 | 1   | 99013006 | Teacher-Chemistry       | S020 - LHS C            | \$85,247      |
| MEGAN      | VILCANS    | 2300-512903 | 1   | 99013006 | Teacher-Biology         | S023 - LHS E            | \$61,710      |
| MARA       | WINWARD    | 2300-512903 | 1   | 99013006 | Teacher-Biology         | S018 - LHS A            | \$70,396      |
| ANNE       | WOODWARD   | 2300-512903 | 1   | 99013006 | Teacher-Chemistry       | S022 - LHS D            | \$95,837      |
| VACANT     | VACANT     | 2300-512903 | -1  | 90113004 | Teacher-Math-Science    | S100 - DISTRICTWIDE     | -\$60,000     |
|            |            |             | 50  |          |                         |                         | \$3,810,392   |

Lowell Public Schools  
FY 2018-19 Staff Salary

Staff Positions  
Listed by Position

| First Name  | Last Name | Account No. | FTE | Org No.  | Position               | School Location       | Salary Budget |
|-------------|-----------|-------------|-----|----------|------------------------|-----------------------|---------------|
| JAMES       | KEEGAN    | 2300-512903 | 1   | 99213103 | Teacher-Social Studies | A060 - BRIDGE         | \$57,861      |
| RONALD      | FUSCO     | 2300-512903 | 1   | 98413103 | Teacher-Social Studies | S007 - BUTLER         | \$77,672      |
| MICHAEL     | PICKETT   | 2300-512903 | 1   | 98413103 | Teacher-Social Studies | S007 - BUTLER         | \$70,396      |
| LINDA       | HOLLAND   | 2300-512903 | 1   | 98513103 | Teacher-Social Studies | S011 - DALEY JR HIGH  | \$88,372      |
| KAREN       | MIRANDA   | 2300-512903 | 1   | 98513103 | Teacher-Social Studies | S011 - DALEY JR HIGH  | \$75,461      |
| AVA         | POPAS     | 2300-512903 | 1   | 98513103 | Teacher-Social Studies | S011 - DALEY JR HIGH  | \$89,197      |
| MICHAEL     | NEAGLE    | 2300-512903 | 1   | 91813103 | Teacher-Social Studies | S014 - JOSEPH G. PYNE | \$86,402      |
| PHILIP      | COMEAU    | 2300-512903 | 1   | 99013106 | Teacher-Social Studies | S018 - LHS A          | \$84,556      |
| GLEN        | GALLAGHER | 2300-512903 | 1   | 99013106 | Teacher-Social Studies | S018 - LHS A          | \$75,014      |
| EDWARD      | JARACZ    | 2300-512903 | 1   | 99013106 | Teacher-Social Studies | S018 - LHS A          | \$75,461      |
| RYAN        | KEEFE     | 2300-512903 | 1   | 99013106 | Teacher-Social Studies | S018 - LHS A          | \$80,620      |
| KERRI       | MORALES   | 2300-512903 | 1   | 99013106 | Teacher-Social Studies | S018 - LHS A          | \$77,431      |
| JAMES       | CALLAHAN  | 2300-512903 | 1   | 99013106 | Teacher-Social Studies | S019 - LHS B          | \$86,402      |
| LISA        | COLLOCA   | 2300-512903 | 1   | 99013106 | Teacher-Social Studies | S019 - LHS B          | \$90,340      |
| MITRANO     | MARYSA    | 2300-512903 | 1   | 99013106 | Teacher-Social Studies | S019 - LHS B          | \$54,001      |
| DANIEL      | MURPHY    | 2300-512903 | 1   | 99013106 | Teacher-Social Studies | S019 - LHS B          | \$77,431      |
| VACANT      | VACANT    | 2300-512903 | 1   | 99013106 | Teacher-Social Studies | S019 - LHS B          | \$60,000      |
| STEPHEN     | SZECSKAS  | 2300-512903 | 1   | 99013106 | Teacher-Social Studies | S019 - LHS B          | \$85,247      |
| DANIEL      | HANLON    | 2300-512903 | 1   | 99013106 | Teacher-Social Studies | S020 - LHS C          | \$86,930      |
| DAVID       | CASEY     | 2300-512903 | 1   | 99013106 | Teacher-Social Studies | S022 - LHS D          | \$79,838      |
| DEBBIE      | COSTELLO  | 2300-512903 | 1   | 99013106 | Teacher-Social Studies | S022 - LHS D          | \$83,277      |
| MICHAEL     | CROWE     | 2300-512903 | 1   | 99013106 | Teacher-Social Studies | S022 - LHS D          | \$81,806      |
| ROBERTA     | FILLMORE  | 2300-512903 | 1   | 99013106 | Teacher-Social Studies | S022 - LHS D          | \$83,776      |
| JOSEPH      | JUSSAUME  | 2300-512903 | 1   | 99013106 | Teacher-Social Studies | S022 - LHS D          | \$91,494      |
| CHRISTOPHER | SELVAGGIO | 2300-512903 | 1   | 99013106 | Teacher-Social Studies | S022 - LHS D          | \$90,765      |
| KATHERINE   | ANSARA    | 2300-512903 | 1   | 99013106 | Teacher-Social Studies | S023 - LHS E          | \$87,215      |
| ANN         | BIENVENUE | 2300-512903 | 1   | 99013106 | Teacher-Social Studies | S023 - LHS E          | \$87,215      |
| JENNIFER    | CAREY     | 2300-512903 | 1   | 99013106 | Teacher-Social Studies | S023 - LHS E          | \$93,105      |
| JAMES       | MCCABE    | 2300-512903 | 1   | 99013106 | Teacher-Social Studies | S023 - LHS E          | \$90,340      |
| KARA        | PIGEON    | 2300-512903 | 1   | 99013106 | Teacher-Social Studies | S023 - LHS E          | \$86,402      |

Lowell Public Schools  
FY 2018-19 Staff Salary

Staff Positions  
Listed by Position

| First Name | Last Name | Account No. | FTE | Org No.  | Position               | School Location         | Salary Budget |
|------------|-----------|-------------|-----|----------|------------------------|-------------------------|---------------|
| GEORGE     | TZELIAS   | 2300-512903 | 1   | 99013106 | Teacher-Social Studies | S024 - LHS MAIN OFFICE  | \$70,764      |
| JENNIFER   | HARTIGAN  | 2300-512903 | 1   | 92513103 | Teacher-Social Studies | S028 - MOLLOY           | \$77,431      |
| BEDFORD    | TYLER     | 2300-512903 | 1   | 98613103 | Teacher-Social Studies | S035 - ROBINSON         | \$54,001      |
| FISCHELIS  | WILLIAM   | 2300-512903 | 1   | 98613103 | Teacher-Social Studies | S035 - ROBINSON         | \$70,764      |
| ANABELA    | DASILVA   | 2300-512903 | 1   | 98813103 | Teacher-Social Studies | S038 - SULLIVAN JR HIGH | \$84,556      |
| NATHANIEL  | KRAFT     | 2300-512903 | 1   | 98813103 | Teacher-Social Studies | S038 - SULLIVAN JR HIGH | \$70,764      |
| RICHARD    | CALLAHAN  | 2300-512903 | 1   | 98913103 | Teacher-Social Studies | S042 - WANG             | \$56,551      |
| KATHRYN    | CLARK     | 2300-512903 | 1   | 98913103 | Teacher-Social Studies | S042 - WANG             | \$89,589      |
| MATTHEW    | PALMER    | 2300-512903 | 1   | 98913103 | Teacher-Social Studies | S042 - WANG             | \$80,085      |
| ESTELLE    | CHAPUT    | 2300-512903 | 1   | 96013106 | Teacher-Social Studies | S047 - STOKLOSA         | \$83,776      |
| KYLE       | DOLLIVER  | 2300-512903 | 1   | 96013106 | Teacher-Social Studies | S047 - STOKLOSA         | \$59,881      |
| BRYAN      | DUGGAN    | 2300-512903 | 1   | 98613103 | Teacher-Social Studies | S047 - STOKLOSA         | \$68,209      |
| KAREN      | MURPHY    | 2300-512903 | 1   | 96010603 | Teacher-Social Studies | S047 - STOKLOSA         | \$83,776      |
| HEATHER    | DURBROW   | 2300-512903 | 1   | 90113104 | Teacher-Social Studies | S100 - DISTRICTWIDE     | \$59,881      |
| VACANT     | VACANT    | 2300-512903 | -1  | 90113104 | Teacher-Social Studies | S100 - DISTRICTWIDE     | -\$60,000     |
|            |           |             | 43  |          |                        |                         | \$3,384,055   |

Lowell Public Schools  
FY 2018-19 Staff Salary

Staff Positions  
Listed by Position

| First Name | Last Name  | Account No. | FTE | Org No.  | Position                 | School Location         | Salary Budget |
|------------|------------|-------------|-----|----------|--------------------------|-------------------------|---------------|
| KATHLEEN   | COTE       | 2300-512903 | 1   | 90212903 | Teacher-Content Literacy | S004 - BAILEY           | \$75,461      |
| LAUREN     | LUCAS      | 2300-512903 | 1   | 98312903 | Teacher-Content Literacy | S005 - BARTLETT         | \$80,620      |
| ELIZABETH  | KULESZA    | 2300-512903 | 1   | 91512903 | Teacher-Content Literacy | S013 - GREENHALGE       | \$85,247      |
| KIMBERLY   | BRADLEY    | 2300-512903 | 1   | 91812903 | Teacher-Content Literacy | S014 - JOSEPH G. PYNE   | \$84,636      |
| MELANIE    | KOWALSKI   | 2300-512903 | 1   | 92010103 | Teacher-Content Literacy | S025 - LINCOLN          | \$81,806      |
| VACANT     | VACANT     | 2300-512903 | 1   | 97512903 | Teacher-Content Literacy | S026 - MCAULIFFE        | \$60,000      |
| CHARLENE   | WOOSTER    | 2300-512903 | 1   | 91212903 | Teacher-Content Literacy | S027 - MCAVINNUE        | \$79,838      |
| KIRIAKAKOS | KELLEY     | 2300-512903 | 1   | 93012903 | Teacher-Content Literacy | S030 - MOREY            | \$57,861      |
| ROXANNE    | DESMARAIS  | 2300-512903 | 1   | 98012903 | Teacher-Content Literacy | S031 - MURKLAND         | \$83,277      |
| MAUREEN    | BOUZAN     | 2300-512903 | 1   | 93612903 | Teacher-Content Literacy | S032 - PAWTUCKETVILLE   | \$64,255      |
| MICHELLE   | HARLAND    | 2300-512903 | 1   | 94012903 | Teacher-Content Literacy | S033 - REILLY           | \$86,402      |
| JOYCE      | HENNESSEY  | 2300-512903 | 1   | 98713003 | Teacher-Content Literacy | S036 - ROGERS           | \$82,589      |
| LISA       | MANISCALCO | 2300-512903 | 1   | 95012903 | Teacher-Content Literacy | S037 - SHAUGHNESSY      | \$60,928      |
| MARCIE     | COMTOIS    | 2300-512903 | 1   | 95512903 | Teacher-Content Literacy | S043 - WASHINGTON       | \$86,402      |
| PATRICIA   | PAPPATHAN  | 2300-512903 | 1   | 92712903 | Teacher-Content Literacy | S029 - MOODY ELEMENTARY | \$79,838      |
| PLUNKETT   | JOHN       | 2300-512903 | 1   | 99211503 | Teacher-ELA              | A060 - BRIDGE           | \$66,020      |
| DEANNA     | GOYETTE    | 2300-512903 | 1   | 98411503 | Teacher-ELA              | S007 - BUTLER           | \$53,486      |
| MARTHA     | RZEPALA    | 2300-512903 | 1   | 99011506 | Teacher-ELA              | S018 - LHS A            | \$81,806      |
| KRISTEN    | SCHULTZ    | 2300-512903 | 1   | 99011506 | Teacher-ELA              | S018 - LHS A            | \$79,838      |
| PATRICIA   | WILLIAMS   | 2300-512903 | 1   | 99011506 | Teacher-ELA              | S023 - LHS E            | \$64,255      |
| COURTNEY   | BELL       | 2300-512903 | 1   | 92510109 | Teacher-ELA              | S028 - MOLLOY           | \$59,881      |
| JENNIFER   | FRASER     | 2300-512903 | 1   | 98611503 | Teacher-ELA              | S035 - ROBINSON         | \$59,881      |
| SUZANNE    | HYSLIP     | 2300-512903 | 1   | 98610609 | Teacher-ELA              | S035 - ROBINSON         | \$60,928      |
| BROWN      | RAMONA     | 2300-512903 | 1   | 98611503 | Teacher-ELA              | S035 - ROBINSON         | \$78,069      |
| JESSICA    | ROBINSON   | 2300-512903 | 1   | 98611503 | Teacher-ELA              | S035 - ROBINSON         | \$69,858      |
| DANIEL     | SARGENT    | 2300-512903 | 1   | 98611503 | Teacher-ELA              | S035 - ROBINSON         | \$74,234      |
| JILL       | STEC       | 2300-512903 | 1   | 98611503 | Teacher-ELA              | S035 - ROBINSON         | \$80,620      |
| KIMBERLY   | THEMELIS   | 2300-512903 | 1   | 98611503 | Teacher-ELA              | S035 - ROBINSON         | \$84,556      |
| DEBORAH    | JOHNSON    | 2300-512903 | 1   | 98811503 | Teacher-ELA              | S038 - SULLIVAN JR HIGH | \$78,852      |
| LYNNE      | MCCARTHY   | 2300-512903 | 1   | 98811503 | Teacher-ELA              | S038 - SULLIVAN JR HIGH | \$90,340      |

Lowell Public Schools  
FY 2018-19 Staff Salary

Staff Positions  
Listed by Position

| First Name | Last Name       | Account No. | FTE | Org No.  | Position                   | School Location         | Salary Budget |
|------------|-----------------|-------------|-----|----------|----------------------------|-------------------------|---------------|
| KRISTY     | PAOLILLO        | 2300-512903 | 1   | 98811503 | Teacher-ELA                | S038 - SULLIVAN JR HIGH | \$83,776      |
| PATRICIA   | SMITH           | 2300-512903 | 1   | 98811503 | Teacher-ELA                | S038 - SULLIVAN JR HIGH | \$79,838      |
| JOLANE     | ROY             | 2300-512903 | 1   | 98911503 | Teacher-ELA                | S042 - WANG             | \$85,584      |
| STEPHEN    | SILVA           | 2300-512903 | 1   | 98911503 | Teacher-ELA                | S042 - WANG             | \$70,396      |
| GINA       | BRUNELAS        | 2300-512903 | 1   | 96010603 | Teacher-ELA                | S047 - STOKLOSA         | \$78,852      |
| THOMAS     | O'CONNOR        | 2300-512903 | 1   | 98410603 | Teacher-ELA Social Studies | S007 - BUTLER           | \$54,001      |
| JACQUELINE | VERZONE         | 2300-512903 | 1   | 99010719 | Teacher-ELA-Science        | S022 - LHS D            | \$59,881      |
| DENIG      | KATHLEEN        | 2300-512903 | 1   | 98310603 | Teacher-ELA-Soc.Studies    | S005 - BARTLETT         | \$70,396      |
| TANYA      | SPARKES-SWEPSON | 2300-512903 | 1   | 98410603 | Teacher-ELA-Soc.Studies    | S007 - BUTLER           | \$74,234      |
| KATIE      | MAHONEY         | 2300-512903 | 1   | 98911503 | Teacher-ELA-Soc.Studies    | S042 - WANG             | \$79,838      |
| MCDONALD   | MELISSA         | 2300-512903 | 1   | 96011503 | Teacher-ELA-Soc.Studies    | S047 - STOKLOSA         | \$84,636      |
| GALVIN     | MICHAELA        | 2300-512903 | 1   | 96011503 | Teacher-ELA-Soc.Studies    | S047 - STOKLOSA         | \$66,020      |
| MENDES     | TRACI           | 2300-512903 | 1   | 96011503 | Teacher-ELA-Soc.Studies    | S047 - STOKLOSA         | \$70,396      |
| MELISSA    | DESROCHES       | 2300-512903 | 1   | 98611503 | Teacher-ELA-Soc.Studies    | S100 - DISTRICTWIDE     | \$68,107      |
| PAMELA     | RICHARDS        | 2300-512903 | 1   | 90113104 | Teacher-ELA-Soc.Studies    | S100 - DISTRICTWIDE     | \$85,247      |
| CULLINAN   | DARCY           | 2300-512903 | 1   | 99211503 | Teacher-English            | A060 - BRIDGE           | \$70,396      |
| JENNIFER   | MACDONALD       | 2300-512903 | 1   | 98411503 | Teacher-English            | S007 - BUTLER           | \$88,372      |
| DEVAN      | SURETTE         | 2300-512903 | 1   | 98411503 | Teacher-English            | S007 - BUTLER           | \$65,139      |
| CAROLYN    | BOHL            | 2300-512903 | 1   | 98511503 | Teacher-English            | S011 - DALEY JR HIGH    | \$79,838      |
| MELISSA    | FONTAINE        | 2300-512903 | 1   | 98511503 | Teacher-English            | S011 - DALEY JR HIGH    | \$80,620      |
| ERIN       | MCGRATH         | 2300-512903 | 1   | 98511503 | Teacher-English            | S011 - DALEY JR HIGH    | \$88,372      |
| KATIE      | PUDIL           | 2300-512903 | 1   | 98510603 | Teacher-English            | S011 - DALEY JR HIGH    | \$70,396      |
| TIFFANY    | VOGEL           | 2300-512903 | 1   | 91811503 | Teacher-English            | S014 - JOSEPH G. PYNE   | \$66,020      |
| ANTHONY    | GIORDANO        | 2300-512903 | 1   | 99011506 | Teacher-English            | S018 - LHS A            | \$78,071      |
| JACQUELINE | HOFFMAN         | 2300-512903 | 1   | 99011506 | Teacher-English            | S018 - LHS A            | \$65,035      |
| NANCY      | MURPHY          | 2300-512903 | 1   | 99011506 | Teacher-English            | S018 - LHS A            | \$92,321      |
| LYNDSAY    | WHITE           | 2300-512903 | 1   | 99011506 | Teacher-English            | S018 - LHS A            | \$67,325      |
| KENDRA     | BAUER           | 2300-512903 | 1   | 99011506 | Teacher-English            | S019 - LHS B            | \$85,247      |
| PAUL       | FRANCOEUR       | 2300-512903 | 1   | 99011506 | Teacher-English            | S019 - LHS B            | \$89,962      |
| WILLIAM    | NORTHRUP        | 2300-512903 | 1   | 99011506 | Teacher-English            | S019 - LHS B            | \$79,838      |

Lowell Public Schools  
FY 2018-19 Staff Salary

Staff Positions  
Listed by Position

| First Name  | Last Name   | Account No. | FTE | Org No.  | Position        | School Location         | Salary Budget |
|-------------|-------------|-------------|-----|----------|-----------------|-------------------------|---------------|
| SUZANNE     | RILEY       | 2300-512903 | 1   | 99011506 | Teacher-English | S019 - LHS B            | \$82,589      |
| KRISTIE     | VOLANTE     | 2300-512903 | 1   | 99011506 | Teacher-English | S019 - LHS B            | \$79,838      |
| NANCY       | CONNELLY    | 2300-512903 | 1   | 99011506 | Teacher-English | S020 - LHS C            | \$82,589      |
| TRICIA      | GABOR       | 2300-512903 | 1   | 99011506 | Teacher-English | S020 - LHS C            | \$83,277      |
| DEANNA      | STANFORD    | 2300-512903 | 1   | 99011506 | Teacher-English | S020 - LHS C            | \$83,277      |
| ELENA       | APOSTOLOS   | 2300-512903 | 1   | 99011506 | Teacher-English | S022 - LHS D            | \$86,402      |
| STACY       | CENTOLA     | 2300-512903 | 1   | 99011506 | Teacher-English | S022 - LHS D            | \$82,589      |
| MAGGIE      | MORIARTY    | 2300-512903 | 1   | 99011506 | Teacher-English | S022 - LHS D            | \$67,325      |
| JOHN        | PASTRICK    | 2300-512903 | 1   | 99011506 | Teacher-English | S022 - LHS D            | \$79,838      |
| BRIGITTE    | BEAUCHESNE  | 2300-512903 | 1   | 99011506 | Teacher-English | S023 - LHS E            | \$87,215      |
| DARRIN      | BERARD      | 2300-512903 | 1   | 99011506 | Teacher-English | S023 - LHS E            | \$81,806      |
| LAUGHLIN    | BRYANNA     | 2300-512402 | 1   | 99310103 | Teacher-English | S023 - LHS E            | \$53,486      |
| KATIE       | DUBE        | 2300-512903 | 1   | 99011506 | Teacher-English | S023 - LHS E            | \$81,806      |
| KATHLEEN    | KEEFE       | 2300-512903 | 1   | 99011506 | Teacher-English | S023 - LHS E            | \$80,620      |
| MARK        | KEEFE       | 2300-512903 | 1   | 99011506 | Teacher-English | S023 - LHS E            | \$81,806      |
| MEGAN       | MARTINEZ    | 2300-512903 | 1   | 99011506 | Teacher-English | S023 - LHS E            | \$81,806      |
| TESINI      | MEGHAN      | 2300-512903 | 1   | 99011506 | Teacher-English | S024 - LHS MAIN OFFICE  | \$66,020      |
| CHRISTOPHER | HICKEY      | 2300-512903 | 1   | 92511504 | Teacher-English | S028 - MOLLOY           | \$79,838      |
| GREGORY     | MCDONOUGH   | 2300-512903 | 1   | 92511504 | Teacher-English | S028 - MOLLOY           | \$81,806      |
| TADD        | ALLEN       | 2300-512903 | 1   | 98611503 | Teacher-English | S035 - ROBINSON         | \$70,396      |
| KAREN       | ROTHSCHILD  | 2300-512903 | 1   | 98811503 | Teacher-English | S038 - SULLIVAN JR HIGH | \$84,242      |
| PHILIP      | CONNERS     | 2300-512903 | 1   | 96011503 | Teacher-English | S047 - STOKLOSA         | \$81,806      |
| GEORGE      | HARDING     | 2300-512903 | 1   | 96011503 | Teacher-English | S047 - STOKLOSA         | \$82,165      |
| PAUL        | ROURKE      | 2300-512903 | 1   | 96011503 | Teacher-English | S047 - STOKLOSA         | \$74,234      |
| ELIZABETH   | SKREKAS     | 2300-512903 | 1   | 90112004 | Teacher-English | S100 - DISTRICTWIDE     | \$75,461      |
| VACANT      | VACANT      | 2300-512903 | -2  | 90112004 | Teacher-English | S100 - DISTRICTWIDE     | -\$120,000    |
| MARY        | MCMAMARA    | 2300-512141 | 1   | 16040040 | Teacher-Reading | S013 - GREENHALGE       | \$88,178      |
| KATHY       | BEAUVAIS    | 2300-512903 | 1   | 98012903 | Teacher-Reading | S031 - MURKLAND         | \$88,959      |
| DOUGLAS     | ST LAWRENCE | 2300-512141 | 1   | 16040040 | Teacher-Reading | S031 - MURKLAND         | \$92,713      |
| PATRICIA    | ROBINSON    | 2300-512903 | 1   | 98911503 | Teacher-Reading | S042 - WANG             | \$87,215      |



Lowell Public Schools  
FY 2018-19 Staff Salary

Staff Positions  
Listed by Position

| First Name | Last Name | Account No. | FTE | Org No.  | Position        | School Location     | Salary Budget |
|------------|-----------|-------------|-----|----------|-----------------|---------------------|---------------|
| VACANT     | VACANT    | 2300-512903 | -4  | 90112004 | Teacher-Reading | S100 - DISTRICTWIDE | -\$120,000    |
| VACANT     | VACANT    | 2300-512903 | -2  | 99011506 | Teacher-English | S020 - LHS C        | -\$120,000    |
| VACANT     | VACANT    | 2300-512903 | -4  | 90112004 | Teacher-English | S100 - DISTRICTWIDE | -\$240,000    |
|            |           |             | 77  |          |                 |                     | \$6,239,240   |

Lowell Public Schools  
FY 2018-19 Staff Salary

Staff Positions  
Listed by Position

| First Name | Last Name  | Account No. | FTE | Org No.  | Position                 | School Location        | Salary Budget |
|------------|------------|-------------|-----|----------|--------------------------|------------------------|---------------|
| JEANNINE   | AMEDURI    | 2300-512903 | 1   | 99011606 | Teacher-Foreign Language | S023 - LHS E           | \$78,071      |
| YARALIZ    | AMEZQUITA  | 2100-512109 | 1   | 99011603 | Teacher-Foreign Language | S024 - LHS MAIN OFFICE | \$70,396      |
| RAPHAEL    | ARHUIDESE  | 2300-512903 | 1   | 99011606 | Teacher-Foreign Language | S018 - LHS A           | \$81,510      |
| MICHAEL    | ARWE       | 2300-512903 | 1   | 99011606 | Teacher-Foreign Language | S019 - LHS B           | \$93,464      |
| ROBIN      | BOOTS      | 2300-512903 | 1   | 99011606 | Teacher-Foreign Language | S019 - LHS B           | \$89,981      |
| JULIO      | DECARVALHO | 2300-512903 | 1   | 99011606 | Teacher-Foreign Language | S023 - LHS E           | \$93,464      |
| AMARILIS   | DELGADO    | 2300-512903 | 1   | 99011606 | Teacher-Foreign Language | S018 - LHS A           | \$81,806      |
| WILLIAM    | DONAGHEY   | 2300-512903 | 1   | 99011606 | Teacher-Foreign Language | S020 - LHS C           | \$89,498      |
| KATHLEEN   | DURKIN     | 2300-512903 | 1   | 99011606 | Teacher-Foreign Language | S023 - LHS E           | \$84,556      |
| MARYANN    | DYSON      | 2300-512903 | 1   | 99011606 | Teacher-Foreign Language | S019 - LHS B           | \$81,773      |
| DORIAN     | POPESCU    | 2300-512903 | 1   | 99011606 | Teacher-Foreign Language | S023 - LHS E           | \$73,891      |
| CHENDA     | PRAK       | 2300-512903 | 1   | 99011606 | Teacher-Foreign Language | S018 - LHS A           | \$73,695      |
| SENG       | PRUM       | 2300-512903 | 1   | 99011606 | Teacher-Foreign Language | S019 - LHS B           | \$83,362      |
| RAFAEL     | QUILES     | 2300-512903 | 1   | 99011606 | Teacher-Foreign Language | S023 - LHS E           | \$79,838      |
| ERICA      | SMITH      | 2300-512903 | 1   | 99011606 | Teacher-Foreign Language | S020 - LHS C           | \$84,556      |
| PAN        | SO         | 2300-512903 | 1   | 99011606 | Teacher-Foreign Language | S019 - LHS B           | \$88,618      |
| VACANT     | VACANT     | 2300-512903 | 1   | 99011606 | Teacher-Foreign Language | S023 - LHS E           | \$60,000      |
|            |            |             |     |          |                          |                        | \$1,388,479   |

17

Lowell Public Schools  
FY 2018-19 Staff Salary

Staff Positions  
Listed by Position

| First Name | Last Name | Account No. | FTE | Org No.  | Position            | School Location | Salary Budget |
|------------|-----------|-------------|-----|----------|---------------------|-----------------|---------------|
| STEVEN     | FERRI     | 2300-512903 | 1   | 99012706 | Teacher-Business Ed | S020 - LHS C    | \$85,247      |
| MICHAEL    | MCCABE    | 2300-512903 | 1   | 99012706 | Teacher-Business Ed | S023 - LHS E    | \$83,776      |
| JACQUELINE | TAYLOR    | 2300-512903 | 1   | 99012706 | Teacher-Business Ed | S022 - LHS D    | \$87,215      |
| JILL       | TAYLOR    | 2300-512903 | 1   | 99012706 | Teacher-Business Ed | S022 - LHS D    | \$92,713      |
| WAYNE      | TAYLOR    | 2300-512903 | 1   | 99012706 | Teacher-Business Ed | S022 - LHS D    | \$64,368      |
|            |           |             | 5   |          |                     |                 | \$413,319     |

Lowell Public Schools  
FY 2018-19 Staff Salary

Staff Positions  
Listed by Position

| First Name | Last Name | Account No. | FTE | Org No.  | Position                    | School Location | Salary Budget |
|------------|-----------|-------------|-----|----------|-----------------------------|-----------------|---------------|
| PAUL       | FRANCOEUR | 2300-512903 | 1   | 99028004 | Teacher Suspension In House | S018 - LHS A    | \$76,961      |
| MICHAEL    | MCLEOD    | 2300-512903 | 1   | 99028004 | Teacher Suspension In House | S019 - LHS B    | \$78,071      |
|            |           |             | 2   |          |                             |                 | \$155,032     |

Lowell Public Schools  
FY 2018-19 Staff Salary

Staff Positions  
Listed by Position

| First Name | Last Name | Account No. | FTE | Org No.  | Position                        | School Location | Salary Budget |
|------------|-----------|-------------|-----|----------|---------------------------------|-----------------|---------------|
| VONG       | OUNG      | 2300-512903 | 1   | 99334206 | Teacher-Native Language Support | S047 - STOKLOSA | \$86,150      |
|            |           |             | 2   |          |                                 |                 | \$86,150      |

Lowell Public Schools  
FY 2018-19 Staff Salary

Staff Positions  
Listed by Position

| First Name | Last Name    | Account No. | FTE | Org No.  | Position                | School Location         | Salary Budget |
|------------|--------------|-------------|-----|----------|-------------------------|-------------------------|---------------|
| MAJID      | ABDULHUSSIEN | 2300-512958 | 1   | 98710606 | PARAPROFESSIONAL ELL    | S036 - ROGERS           | \$28,715      |
| BERNADETTE | AGOSTO       | 2300-512958 | 1   | 98310103 | PARAPROFESSIONAL        | S005 - BARTLETT         | \$34,889      |
| NAHLA      | AL-MOAZAN    | 2300-512958 | 1   | 98510603 | PARAPROFESSIONAL ELL    | S011 - DALEY JR HIGH    | \$28,715      |
| ELIZABETH  | ANDERSON     | 2300-512958 | 1   | 94010103 | PARAPROFESSIONAL        | S033 - REILLY           | \$31,424      |
| ROBIN      | ARSENIU      | 2300-512958 | 1   | 98710603 | PARAPROFESSIONAL PRE K  | S100 - DISTRICTWIDE     | \$34,816      |
| CAROL      | ARUTUNIAN    | 2300-512958 | 1   | 90210106 | PARAPROFESSIONAL        | S004 - BAILEY           | \$28,016      |
| MARIA      | AZEVEDO      | 2300-512958 | 1   | 92010103 | PARAPROFESSIONAL ELL    | S025 - LINCOLN          | \$36,405      |
| PHOUNGEUNE | BACCAM       | 2300-512958 | 1   | 92010103 | PARAPROFESSIONAL        | S025 - LINCOLN          | \$33,084      |
| CYNTHIA    | BALL         | 2300-512958 | 1   | 98710603 | PARAPROFESSIONAL ELL    | S036 - ROGERS           | \$28,715      |
| JUANITA    | BALSAMO      | 2300-512958 | 1   | 95510106 | PARAPROFESSIONAL HEALTH | S043 - WASHINGTON       | \$37,055      |
| THERESA    | BARR         | 2300-512958 | 1   | 97510103 | PARAPROFESSIONAL        | S026 - MCAULIFFE        | \$28,715      |
| SUSAN      | BERARD       | 2300-512958 | 1   | 91510103 | PARAPROFESSIONAL        | S013 - GREENHALGE       | \$37,128      |
| ROSE MARIE | BERGERON     | 2300-512958 | 1   | 98010103 | PARAPROFESSIONAL        | S031 - MURKLAND         | \$34,816      |
| MAUREEN    | BILODEAU     | 2300-512958 | 1   | 98610603 | PARAPROFESSIONAL        | S035 - ROBINSON         | \$36,405      |
| PAMELA     | BOWLES       | 2300-512958 | 1   | 95510103 | PARAPROFESSIONAL        | S043 - WASHINGTON       | \$33,084      |
| PATRICIA   | BROGAN       | 2300-512958 | 1   | 98310103 | PARAPROFESSIONAL        | S005 - BARTLETT         | \$34,816      |
| DEBRA      | BRUNELLE     | 2300-512958 | 1   | 98010103 | PARAPROFESSIONAL        | S030 - MOREY            | \$34,816      |
| DENNIS     | CAHILL       | 2300-512958 | 1   | 91810103 | PARAPROFESSIONAL        | S014 - JOSEPH G. PYNE   | \$38,211      |
| CLARIZA    | CAMARA       | 2300-512958 | 1   | 94010103 | PARAPROFESSIONAL ELL    | S033 - REILLY           | \$34,816      |
| IRIS       | CANDELARIA   | 2300-512958 | 1   | 98810603 | PARAPROFESSIONAL ELL    | S038 - SULLIVAN JR HIGH | \$34,023      |
| SUSAN      | CANELAS      | 2300-512958 | 1   | 94010103 | PARAPROFESSIONAL        | S033 - REILLY           | \$34,745      |
| CATHERINE  | CARMODY      | 2300-512958 | 1   | 95010106 | PARAPROFESSIONAL        | S037 - SHAUGHNESSY      | \$34,889      |
| LAURIE     | CARNEY       | 2300-512958 | 1   | 98710603 | PARAPROFESSIONAL        | S036 - ROGERS           | \$27,961      |
| MYRNA      | CARRASCO     | 2300-512958 | 1   | 97510106 | PARAPROFESSIONAL        | S026 - MCAULIFFE        | \$34,745      |
| STACY      | CHAN         | 2300-512958 | 1   | 95510103 | PARAPROFESSIONAL        | S043 - WASHINGTON       | \$28,715      |
| SARADY     | CHEY         | 2300-512958 | 1   | 98010103 | PARAPROFESSIONAL        | S031 - MURKLAND         | \$37,345      |
| DOUNGSEREY | CHHIM        | 2300-512958 | 1   | 98410603 | PARAPROFESSIONAL        | S007 - BUTLER           | \$35,611      |
| SHARIFAH   | CHHOENG      | 2300-512958 | 1   | 91510103 | PARAPROFESSIONAL        | S013 - GREENHALGE       | \$35,466      |
| BETH       | CLAFFIE      | 2300-512958 | 1   | 98510603 | PARAPROFESSIONAL        | S011 - DALEY JR HIGH    | \$28,715      |
| NICOLE     | CLARK        | 2300-512958 | 1   | 93610103 | PARAPROFESSIONAL        | S032 - PAWTUCKETVILLE   | \$28,715      |

Lowell Public Schools  
FY 2018-19 Staff Salary

Staff Positions  
Listed by Position

| First Name   | Last Name  | Account No. | FTE | Org No.  | Position                | School Location       | Salary Budget |
|--------------|------------|-------------|-----|----------|-------------------------|-----------------------|---------------|
| ALEXANDRA    | CLARK      | 2300-512958 | 1   | 94010103 | PARAPROFESSIONAL        | S033 - REILLY         | \$36,548      |
| BEVERLY      | COLLINS    | 2300-512958 | 1   | 91210103 | PARAPROFESSIONAL        | S027 - MCAVINNUE      | \$34,889      |
| GERALDYNE    | COLON      | 2300-512958 | 1   | 98410603 | PARAPROFESSIONAL        | S007 - BUTLER         | \$35,611      |
| AIDE         | COLON      | 2300-512958 | 1   | 92010106 | PARAPROFESSIONAL HEALTH | S025 - LINCOLN        | \$35,394      |
| NICOLE       | COMEIRO    | 2300-512958 | 1   | 91810103 | PARAPROFESSIONAL        | S014 - JOSEPH G. PYNE | \$21,416      |
| NICOLE       | COMTOIS    | 2300-512958 | 1   | 98910603 | PARAPROFESSIONAL        | S042 - WANG           | \$27,961      |
| KATHRYN      | CONOVER    | 2300-512958 | 1   | 92710103 | PARAPROFESSIONAL HEALTH | S100 - DISTRICTWIDE   | \$32,381      |
| GLORIA       | COSTARAKIS | 2300-512958 | 1   | 93010106 | PARAPROFESSIONAL        | S030 - MOREY          | \$31,026      |
| DEBRA        | COTE       | 2300-512958 | 1   | 92010103 | PARAPROFESSIONAL ELL    | S025 - LINCOLN        | \$34,745      |
| CORALIE      | COTE       | 2300-512958 | 1   | 93610106 | PARAPROFESSIONAL ELL    | S032 - PAWTUCKETVILLE | \$21,416      |
| ELLEN        | CREGG      | 2300-512958 | 1   | 98510603 | PARAPROFESSIONAL        | S011 - DALEY JR HIGH  | \$33,952      |
| YADARIS      | CRUZ       | 2300-512958 | 1   | 97510103 | PARAPROFESSIONAL HEALTH | S026 - MCAULIFFE      | \$22,293      |
| NANCY        | DAIGLE     | 2300-512958 | 1   | 92010103 | PARAPROFESSIONAL        | S025 - LINCOLN        | \$32,381      |
| SHERRY       | DALRYMPLE  | 2300-512958 | 1   | 98610606 | PARAPROFESSIONAL        | S035 - ROBINSON       | \$22,293      |
| MICHELLE     | DALTON     | 2300-512958 | 1   | 98710603 | PARAPROFESSIONAL        | S036 - ROGERS         | \$28,715      |
| KENNETH      | DAVIS      | 2300-512958 | 1   | 96010104 | PARAPROFESSIONAL        | S047 - STOKLOSA       | \$32,381      |
| SOUPHAN      | DEIGNAN    | 2300-512958 | 1   | 93010106 | PARAPROFESSIONAL        | S030 - MOREY          | \$35,394      |
| ZAIDA        | DEJESUS    | 2300-512958 | 1   | 97510103 | PARAPROFESSIONAL        | S026 - MCAULIFFE      | \$23,191      |
| YOLANDA      | DELACRUZ   | 2300-512958 | 1   | 97510103 | PARAPROFESSIONAL        | S026 - MCAULIFFE      | \$39,005      |
| JOYCELIANNIE | DELGADO    | 2300-512958 | 1   | 98610603 | PARAPROFESSIONAL        | S035 - ROBINSON       | \$22,293      |
| KERRI        | DEROSA     | 2300-512958 | 1   | 95010103 | PARAPROFESSIONAL        | S037 - SHAUGHNESSY    | \$28,715      |
| MARYBETH     | DERWINIS   | 2300-512958 | 1   | 93010103 | PARAPROFESSIONAL        | S030 - MOREY          | \$36,548      |
| MICHELLE     | DESCHENES  | 2300-512958 | 1   | 91210103 | PARAPROFESSIONAL        | S027 - MCAVINNUE      | \$33,085      |
| PAMELA       | DESCOTEAUX | 2300-512958 | 1   | 91810103 | PARAPROFESSIONAL        | S014 - JOSEPH G. PYNE | \$31,424      |
| YOLANDA      | DIAZ       | 2300-512958 | 1   | 93010106 | PARAPROFESSIONAL        | S030 - MOREY          | \$29,108      |
| STACEY       | DION KING  | 2300-512958 | 1   | 93610103 | PARAPROFESSIONAL HEALTH | S100 - DISTRICTWIDE   | \$29,521      |
| SUSAN        | DRAPER     | 2300-512958 | 1   | 90210103 | PARAPROFESSIONAL        | S004 - BAILEY         | \$35,684      |
| RENE         | DUCHARME   | 2300-512958 | 1   | 92010106 | PARAPROFESSIONAL HEALTH | S025 - LINCOLN        | \$36,261      |
| DIANE        | DUCHARME   | 2300-512958 | 1   | 93010103 | PARAPROFESSIONAL        | S030 - MOREY          | \$34,889      |
| SAMANTHA     | DUMAIS     | 2300-512958 | 1   | 92710103 | PARAPROFESSIONAL        | S100 - DISTRICTWIDE   | \$23,592      |

Lowell Public Schools  
FY 2018-19 Staff Salary

Staff Positions  
Listed by Position

| First Name | Last Name  | Account No. | FTE | Org No.  | Position                | School Location         | Salary Budget |
|------------|------------|-------------|-----|----------|-------------------------|-------------------------|---------------|
| KIMBERLY   | EDIE       | 2300-512958 | 1   | 98010103 | PARAPROFESSIONAL        | S031 - MURKLAND         | \$26,324      |
| KRISTIN    | FARLEY     | 2300-512958 | 1   | 92710103 | PARAPROFESSIONAL        | S029 - MOODY ELEMENTAR\ | \$27,210      |
| SHAELAH    | FARRELL    | 2300-512958 | 1   | 93610103 | PARAPROFESSIONAL        | S032 - PAWTUCKETVILLE   | \$26,324      |
| SANDRA     | FEBO       | 2300-511000 | 1   | 15620005 | PARAPROFESSIONAL        | S100 - DISTRICTWIDE     | \$29,108      |
| MARCIA     | FERNSTEN   | 2300-512958 | 1   | 98810603 | PARAPROFESSIONAL ELL    | S038 - SULLIVAN JR HIGH | \$28,715      |
| BRENDA     | FINCH      | 2300-512958 | 1   | 91510106 | PARAPROFESSIONAL        | S013 - GREENHALGE       | \$28,713      |
| PATRICIA   | FITZGERALD | 2300-511000 | 1   | 15620005 | PARAPROFESSIONAL        | S032 - PAWTUCKETVILLE   | \$35,466      |
| SHANNON    | FLAHIVE    | 2300-512958 | 1   | 91210103 | PARAPROFESSIONAL ELL    | S027 - MCAVINNUE        | \$26,324      |
| ROSELYN    | FLOOD      | 2300-512958 | 1   | 91510103 | PARAPROFESSIONAL        | S013 - GREENHALGE       | \$33,082      |
| MARY       | FLYNN      | 2300-512958 | 1   | 91210103 | PARAPROFESSIONAL        | S027 - MCAVINNUE        | \$36,405      |
| SUSAN      | FLYNN      | 2300-512958 | 1   | 95510103 | PARAPROFESSIONAL        | S043 - WASHINGTON       | \$34,816      |
| SUSAN      | FORTIER    | 2300-512958 | 1   | 90210103 | PARAPROFESSIONAL        | S004 - BAILEY           | \$33,952      |
| CYNTHIA    | FOSSE      | 2300-512958 | 1   | 91210103 | PARAPROFESSIONAL ELL    | S027 - MCAVINNUE        | \$28,715      |
| AMY        | FRECHETTE  | 2300-512958 | 1   | 91510106 | PARAPROFESSIONAL        | S013 - GREENHALGE       | \$31,564      |
| RUTH       | FREEMAN    | 2300-512958 | 1   | 93010103 | PARAPROFESSIONAL        | S030 - MOREY            | \$36,405      |
| RACHEL     | GALLAGHER  | 2300-512958 | 1   | 97510103 | PARAPROFESSIONAL        | S026 - MCAULIFFE        | \$28,715      |
| LINDA      | GARTHE     | 2300-512958 | 1   | 92010106 | PARAPROFESSIONAL        | S025 - LINCOLN          | \$36,405      |
| JASON      | GATES      | 2300-512958 | 1   | 98910603 | PARAPROFESSIONAL        | S042 - WANG             | \$26,324      |
| PATRICIA   | GREENE     | 2300-512958 | 1   | 93610103 | PARAPROFESSIONAL        | S032 - PAWTUCKETVILLE   | \$33,084      |
| HEIDI      | GRIFFIN    | 2300-512958 | 1   | 98810603 | PARAPROFESSIONAL ELL    | S038 - SULLIVAN JR HIGH | \$32,381      |
| LAJARVIS   | GRINER     | 2300-512958 | 1   | 98710603 | PARAPROFESSIONAL        | S036 - ROGERS           | \$27,210      |
| ERIN       | HEBERT     | 2300-512958 | 1   | 91810106 | PARAPROFESSIONAL        | S014 - JOSEPH G. PYNE   | \$24,949      |
| ELIANETH   | HERNANDEZ  | 2300-512958 | 1   | 98310606 | PARAPROFESSIONAL        | S005 - BARTLETT         | \$24,981      |
| THYDA      | HORM       | 2300-512958 | 1   | 98410603 | PARAPROFESSIONAL ELL    | S007 - BUTLER           | \$33,084      |
| NATASHA    | HOWELL     | 2300-512958 | 1   | 98610606 | PARAPROFESSIONAL        | S035 - ROBINSON         | \$24,543      |
| HILDA      | HUERTAS    | 2300-512958 | 1   | 91810103 | PARAPROFESSIONAL HEALTH | S014 - JOSEPH G. PYNE   | \$35,394      |
| LINDA      | HUNTER     | 2300-512958 | 1   | 92010103 | PARAPROFESSIONAL        | S025 - LINCOLN          | \$34,745      |
| SAVUTH     | HUYNH      | 2300-512958 | 1   | 98010103 | PARAPROFESSIONAL ELL    | S031 - MURKLAND         | \$36,548      |
| DOREEN     | JONES      | 2300-512958 | 1   | 98310103 | PARAPROFESSIONAL        | S005 - BARTLETT         | \$33,084      |
| NANCY      | JUDD       | 2300-512958 | 1   | 98010106 | PARAPROFESSIONAL HEALTH | S031 - MURKLAND         | \$38,860      |



Lowell Public Schools  
FY 2018-19 Staff Salary

Staff Positions  
Listed by Position

| First Name | Last Name   | Account No. | FTE | Org No.  | Position                | School Location         | Salary Budget |
|------------|-------------|-------------|-----|----------|-------------------------|-------------------------|---------------|
| MAUREEN    | KEENE       | 2300-512958 | 1   | 98710603 | PARAPROFESSIONAL        | S036 - ROGERS           | \$36,405      |
| JENNA      | KEMP        | 2300-512958 | 1   | 98010103 | PARAPROFESSIONAL        | S031 - MURKLAND         | \$24,949      |
| CHERYL     | KILLGREN    | 2300-512958 | 1   | 97510106 | PARAPROFESSIONAL HEALTH | S026 - MCAULIFFE        | \$31,419      |
| BRENDA     | KING        | 2300-512958 | 1   | 92010106 | PARAPROFESSIONAL        | S025 - LINCOLN          | \$36,478      |
| LISA       | LABRECQUE   | 2300-512958 | 1   | 94010103 | PARAPROFESSIONAL        | S033 - REILLY           | \$30,035      |
| GAYLE      | LANDRY      | 2300-512958 | 1   | 92010103 | PARAPROFESSIONAL        | S025 - LINCOLN          | \$36,478      |
| LAUREN     | LANNON      | 2300-512958 | 1   | 93010103 | PARAPROFESSIONAL        | S030 - MOREY            | \$34,816      |
| KATHRYN    | LARRY       | 2300-512958 | 1   | 91210103 | PARAPROFESSIONAL        | S027 - MCAVINNUE        | \$37,127      |
| TERRI      | LAUREANNO   | 2300-512958 | 1   | 91210103 | PARAPROFESSIONAL        | S027 - MCAVINNUE        | \$36,548      |
| LOYCE      | LAWLOR      | 2300-512958 | 1   | 91510103 | PARAPROFESSIONAL ELL    | S013 - GREENHALGE       | \$28,715      |
| MALINDA    | LEAL SALLES | 2300-512958 | 1   | 96010606 | PARAPROFESSIONAL        | S047 - STOKLOSA         | \$32,288      |
| DOREEN     | LEMAY       | 2300-512958 | 1   | 91810103 | PARAPROFESSIONAL        | S014 - JOSEPH G. PYNE   | \$33,155      |
| BARBARA    | LORD        | 2300-512958 | 1   | 98310103 | PARAPROFESSIONAL        | S005 - BARTLETT         | \$31,424      |
| KELLI      | LYSZ        | 2300-511000 | 1   | 15620005 | PARAPROFESSIONAL        | S027 - MCAVINNUE        | \$31,248      |
| KRISTINE   | MACINNIS    | 2300-512958 | 1   | 90210103 | PARAPROFESSIONAL        | S004 - BAILEY           | \$29,108      |
| MARY       | MARTIN      | 2300-512958 | 1   | 92710103 | PARAPROFESSIONAL        | S029 - MOODY ELEMENTAR\ | \$28,715      |
| TERESA     | MAZZONE     | 2300-512958 | 1   | 95010106 | PARAPROFESSIONAL        | S037 - SHAUGHNESSY      | \$33,952      |
| MARTHA     | MCARDLE     | 2300-512958 | 1   | 94010103 | PARAPROFESSIONAL        | S033 - REILLY           | \$36,548      |
| CHRISTA    | MCGRATH     | 2300-512958 | 1   | 91510103 | PARAPROFESSIONAL        | S013 - GREENHALGE       | \$36,548      |
| AMY        | MCMANUS     | 2300-512958 | 1   | 94010103 | PARAPROFESSIONAL        | S033 - REILLY           | \$28,715      |
| ELLEN      | MCPHEE      | 2300-512958 | 1   | 98310606 | PARAPROFESSIONAL HEALTH | S005 - BARTLETT         | \$25,884      |
| SUSANA     | MENEZES     | 2300-512958 | 1   | 92710103 | PARAPROFESSIONAL        | S029 - MOODY ELEMENTAR\ | \$34,889      |
| SHARON     | MERRILL     | 2300-512958 | 1   | 98710603 | PARAPROFESSIONAL PRE K  | S100 - DISTRICTWIDE     | \$28,715      |
| KATHRYN    | MISSETT     | 2300-512958 | 1   | 92710103 | PARAPROFESSIONAL        | S029 - MOODY ELEMENTAR\ | \$26,324      |
| MELYSSA    | MONAHAN     | 2300-512958 | 1   | 95010106 | PARAPROFESSIONAL HEALTH | S037 - SHAUGHNESSY      | \$31,026      |
| ASHLEY     | MORRIS      | 2300-512958 | 1   | 93010103 | PARAPROFESSIONAL        | S030 - MOREY            | \$28,715      |
| PATRICIA   | MORRIS      | 2300-512958 | 1   | 93010103 | PARAPROFESSIONAL        | S030 - MOREY            | \$34,023      |
| YASER      | NASER       | 2300-512958 | 1   | 98610603 | PARAPROFESSIONAL        | S035 - ROBINSON         | \$28,715      |
| DENISE     | NEWELL      | 2300-512958 | 1   | 98010106 | PARAPROFESSIONAL        | S031 - MURKLAND         | \$36,261      |
| REBECCA    | OBDENS      | 2300-512958 | 1   | 91210103 | PARAPROFESSIONAL HEALTH | S027 - MCAVINNUE        | \$31,026      |

Lowell Public Schools  
FY 2018-19 Staff Salary

Staff Positions  
Listed by Position

| First Name | Last Name      | Account No. | FTE | Org No.  | Position                | School Location         | Salary Budget |
|------------|----------------|-------------|-----|----------|-------------------------|-------------------------|---------------|
| KATHERINE  | OFALLON        | 2300-511000 | 1   | 15620005 | PARAPROFESSIONAL HEALTH | S026 - MCAULIFFE        | \$28,016      |
| JENNIFER   | ORTIZ          | 2300-512958 | 1   | 94010103 | PARAPROFESSIONAL ELL    | S033 - REILLY           | \$26,459      |
| SAMARA     | ORTIZ          | 2300-512958 | 1   | 98710603 | PARAPROFESSIONAL        | S036 - ROGERS           | \$32,288      |
| FERNANDA   | OTERO          | 2300-512958 | 1   | 93010103 | PARAPROFESSIONAL        | S030 - MOREY            | \$32,381      |
| MARY       | PAQUIN-MARQUEZ | 2300-512958 | 1   | 98410603 | PARAPROFESSIONAL        | S007 - BUTLER           | \$31,424      |
| SARA       | PAYNE          | 2300-512958 | 1   | 98710603 | PARAPROFESSIONAL        | S036 - ROGERS           | \$28,715      |
| SUSANNE    | PELLAND        | 2300-512958 | 1   | 90210103 | PARAPROFESSIONAL        | S004 - BAILEY           | \$34,816      |
| ELIZABETH  | PHILLIPS       | 2300-512958 | 1   | 98810606 | PARAPROFESSIONAL        | S038 - SULLIVAN JR HIGH | \$27,210      |
| PAO        | PRAK           | 2300-512958 | 1   | 96010104 | PARAPROFESSIONAL        | S047 - STOKLOSA         | \$26,324      |
| LISA       | PRESCOTT       | 2300-512958 | 1   | 93610103 | PARAPROFESSIONAL HEALTH | S032 - PAWTUCKETVILLE   | \$33,735      |
| TERESA     | PROVENCHER     | 2300-512958 | 1   | 98010103 | PARAPROFESSIONAL        | S031 - MURKLAND         | \$25,705      |
| AMY        | PROVOST        | 2300-512958 | 1   | 90210103 | PARAPROFESSIONAL        | S004 - BAILEY           | \$33,735      |
| JULIE      | RAMALHO        | 2300-512958 | 1   | 98910603 | PARAPROFESSIONAL        | S042 - WANG             | \$33,084      |
| KAMILLE    | RAMOS          | 2300-512958 | 1   | 99210606 | PARAPROFESSIONAL        | S034 - RIVERSIDE        | \$26,955      |
| KOUSALYA   | RAVICHANDRA    | 2300-512958 | 1   | 90210103 | PARAPROFESSIONAL        | S004 - BAILEY           | \$26,459      |
| CATHERINE  | REILLY         | 2300-512958 | 1   | 95510103 | PARAPROFESSIONAL        | S043 - WASHINGTON       | \$32,288      |
| AIDA       | REYES          | 2300-512958 | 1   | 94010106 | PARAPROFESSIONAL ELL    | S033 - REILLY           | \$33,155      |
| ELY        | RIVERA         | 2300-512958 | 1   | 91210103 | PARAPROFESSIONAL        | S027 - MCAVINNUE        | \$33,084      |
| MARLENE    | ROMAN          | 2300-512958 | 1   | 98310606 | PARAPROFESSIONAL        | S005 - BARTLETT         | \$28,715      |
| DENNIS     | ROSA           | 2300-512958 | 1   | 90210103 | PARAPROFESSIONAL        | S004 - BAILEY           | \$36,261      |
| CAROL      | RUSHTON        | 2300-512958 | 1   | 94010103 | PARAPROFESSIONAL        | S033 - REILLY           | \$36,405      |
| PATRICIA   | RYAN           | 2300-512958 | 1   | 92010103 | PARAPROFESSIONAL        | S025 - LINCOLN          | \$36,478      |
| LISA       | RYDER          | 2300-512958 | 1   | 92710103 | PARAPROFESSIONAL        | S029 - MOODY ELEMENTARY | \$31,424      |
| STEPHANIE  | SABETTI        | 2300-512958 | 1   | 98010103 | PARAPROFESSIONAL        | S031 - MURKLAND         | \$23,572      |
| SUSAN      | SACHETTA       | 2300-512958 | 1   | 91510103 | PARAPROFESSIONAL        | S013 - GREENHALGE       | \$33,155      |
| ELINOR     | SADLIER        | 2300-512958 | 1   | 96010104 | PARAPROFESSIONAL        | S047 - STOKLOSA         | \$36,548      |
| CAROLE     | SARGENT        | 2300-512958 | 1   | 97510103 | PARAPROFESSIONAL        | S026 - MCAULIFFE        | \$33,952      |
| DIB        | SARKIS         | 2300-512958 | 1   | 96010104 | PARAPROFESSIONAL        | S047 - STOKLOSA         | \$21,416      |
| SCOTT      | SCUTURIO       | 2300-512958 | 1   | 91510103 | PARAPROFESSIONAL ELL    | S013 - GREENHALGE       | \$23,191      |
| MICHELE    | SEPE           | 2300-512958 | 1   | 94010103 | PARAPROFESSIONAL ELL    | S033 - REILLY           | \$35,684      |

Lowell Public Schools  
FY 2018-19 Staff Salary

Staff Positions  
Listed by Position

| First Name | Last Name     | Account No. | FTE | Org No.  | Position                | School Location         | Salary Budget |
|------------|---------------|-------------|-----|----------|-------------------------|-------------------------|---------------|
| NANCY      | SHAW          | 2300-512958 | 1   | 91510106 | PARAPROFESSIONAL        | S013 - GREENHALGE       | \$31,026      |
| MARY       | SHEA-MCKENZIE | 2300-512958 | 1   | 98810603 | PARAPROFESSIONAL        | S038 - SULLIVAN JR HIGH | \$31,424      |
| DELMIS     | SIERRA        | 2300-512958 | 1   | 98710603 | PARAPROFESSIONAL        | S036 - ROGERS           | \$22,670      |
| ANA        | SILVA         | 2300-512958 | 1   | 92010103 | PARAPROFESSIONAL        | S025 - LINCOLN          | \$34,814      |
| JOANN      | SNEAD         | 2300-512958 | 1   | 90210103 | PARAPROFESSIONAL        | S004 - BAILEY           | \$23,592      |
| SAMBATH    | SOUM          | 2300-512958 | 1   | 98010103 | PARAPROFESSIONAL ELL    | S031 - MURKLAND         | \$36,548      |
| ELIZABETH  | SOUSA         | 2300-512958 | 1   | 98610603 | PARAPROFESSIONAL        | S035 - ROBINSON         | \$28,715      |
| ADRIANA    | ST ONGE       | 2300-512958 | 1   | 97510103 | PARAPROFESSIONAL        | S026 - MCAULIFFE        | \$23,592      |
| VARVARA    | STANCHEVA     | 2300-512958 | 1   | 91810103 | PARAPROFESSIONAL        | S014 - JOSEPH G. PYNE   | \$32,381      |
| GINA       | STEWART       | 2300-512958 | 1   | 99010712 | PARAPROFESSIONAL HEALTH | S017 - LHS              | \$33,735      |
| COLLEEN    | SULLIVAN      | 2300-512958 | 1   | 99010712 | PARAPROFESSIONAL HEALTH | S017 - LHS              | \$37,054      |
| ALYSSA     | SWANSON       | 2300-512958 | 1   | 91810103 | PARAPROFESSIONAL ELL    | S026 - MCAULIFFE        | \$24,543      |
| SAJADA     | SYED          | 2300-512958 | 1   | 94010103 | PARAPROFESSIONAL ELL    | S033 - REILLY           | \$34,889      |
| JESSE      | SYKES         | 2300-512958 | 1   | 93610106 | PARAPROFESSIONAL        | S032 - PAWTUCKETVILLE   | \$27,645      |
| KAREN      | TANGUAY       | 2300-512958 | 1   | 98410603 | PARAPROFESSIONAL        | S007 - BUTLER           | \$34,745      |
| PATRICIA   | TEAGUE        | 2300-512958 | 1   | 98510603 | PARAPROFESSIONAL        | S011 - DALEY JR HIGH    | \$32,288      |
| ARLENE     | THERIAULT     | 2300-512958 | 1   | 95010106 | PARAPROFESSIONAL        | S037 - SHAUGHNESSY      | \$36,138      |
| NICOLE     | THISSELL      | 2300-512958 | 1   | 98710606 | PARAPROFESSIONAL HEALTH | S036 - ROGERS           | \$28,636      |
| EMELINE    | THOMAS        | 2300-512958 | 1   | 98510603 | PARAPROFESSIONAL        | S011 - DALEY JR HIGH    | \$28,715      |
| STEPHANIE  | THOMPSON      | 2300-512958 | 1   | 91510103 | PARAPROFESSIONAL        | S013 - GREENHALGE       | \$28,715      |
| DIANE      | TOOMAJANIAN   | 2300-512958 | 1   | 92010103 | PARAPROFESSIONAL        | S025 - LINCOLN          | \$31,424      |
| NAOMI      | TORRES ORTIZ  | 2300-512958 | 1   | 98710603 | PARAPROFESSIONAL        | S036 - ROGERS           | \$30,035      |
| ANN        | TRUDEL        | 2300-512958 | 1   | 93610103 | PARAPROFESSIONAL        | S032 - PAWTUCKETVILLE   | \$33,084      |
| VACANT     | VACANT        | 2300-512958 | 1   | 99010712 | PARAPROFESSIONAL HEALTH | S017 - LHS              | \$25,000      |
| DOREEN     | VAUGHAN       | 2300-512958 | 1   | 91810103 | PARAPROFESSIONAL        | S014 - JOSEPH G. PYNE   | \$31,424      |
| CAROL      | VILLINEAU     | 2300-512958 | 1   | 93010106 | PARAPROFESSIONAL        | S030 - MOREY            | \$33,735      |
| KELLY      | WALSH         | 2300-512958 | 1   | 93610103 | PARAPROFESSIONAL HEALTH | S032 - PAWTUCKETVILLE   | \$38,860      |
| AMY        | WATTS         | 2300-512958 | 1   | 98010103 | PARAPROFESSIONAL HEALTH | S031 - MURKLAND         | \$31,026      |
| KATHLEEN   | WELLS         | 2300-512958 | 1   | 93010103 | PARAPROFESSIONAL        | S030 - MOREY            | \$28,715      |
| MARCY      | WINER         | 2300-512958 | 1   | 92710103 | PARAPROFESSIONAL        | S029 - MOODY ELEMENTARY | \$32,381      |

Lowell Public Schools  
FY 2018-19 Staff Salary

Staff Positions  
Listed by Position

| First Name | Last Name | Account No. | FTE | Org No.  | Position         | School Location | Salary Budget |
|------------|-----------|-------------|-----|----------|------------------|-----------------|---------------|
| MONIQUE    | YIM       | 2300-512958 | 1   | 98010103 | PARAPROFESSIONAL | S031 - MURKLAND | \$33,085      |
| VACANT     | VACANT    | 2300-512958 | -7  | 98010103 | PARAPROFESSIONAL | DISTRICTWIDE    | -\$175,000    |
|            |           |             | 174 |          |                  |                 | \$5,519,633   |

Lowell Public Schools  
FY 2018-19 Staff Salary

Staff Positions  
Listed by Position

| First Name | Last Name    | Account No. | FTE | Org No.  | Position    | School Location         | Salary Budget |
|------------|--------------|-------------|-----|----------|-------------|-------------------------|---------------|
| MORRISON   | MARY         | 2350-512903 | 0.5 | 99237070 | Teacher-Art | A060 - BRIDGE           | \$32,351      |
| DIANE      | LINCOLN      | 2300-512903 | 1   | 90211003 | Teacher-Art | S004 - BAILEY           | \$86,538      |
| DENISE     | PIEKOS       | 2300-512903 | 1   | 98311003 | Teacher-Art | S005 - BARTLETT         | \$77,431      |
| KATHLEEN   | BALLERINI    | 2300-512903 | 1   | 98411003 | Teacher-Art | S007 - BUTLER           | \$74,234      |
| STEPHANIE  | SODRE        | 2300-512903 | 1   | 98511003 | Teacher-Art | S011 - DALEY JR HIGH    | \$80,620      |
| PANNESE    | DAWNMARI     | 2300-512903 | 1   | 91511003 | Teacher-Art | S013 - GREENHALGE       | \$67,325      |
| JACQUELINE | MILLER       | 2300-512903 | 1   | 91811003 | Teacher-Art | S014 - JOSEPH G. PYNE   | \$89,589      |
| MARY       | LEE          | 2300-512903 | 1   | 99011006 | Teacher-Art | S019 - LHS B            | \$79,838      |
| KATHLEEN   | SHERIDAN     | 2300-512903 | 1   | 99011006 | Teacher-Art | S019 - LHS B            | \$90,340      |
| M. FAYE    | O'LEARY      | 2300-512903 | 1   | 99011006 | Teacher-Art | S023 - LHS E            | \$85,247      |
| MARTA      | MAGNUS       | 2300-512903 | 1   | 99011006 | Teacher-Art | S024 - LHS MAIN OFFICE  | \$80,620      |
| VACANT     | VACANT       | 2300-512903 | 1   | 92011003 | Teacher-Art | S025 - LINCOLN          | \$60,000      |
| CHRISTINA  | DIXON        | 2300-512903 | 1   | 97511003 | Teacher-Art | S026 - MCAULIFFE        | \$83,277      |
| GREGORY    | DESCOTEAUX   | 2300-512903 | 1   | 91211003 | Teacher-Art | S027 - MCAVINNUE        | \$82,165      |
| COURTNEY   | FALLON       | 2300-512903 | 1   | 92711003 | Teacher-Art | S029 - MOODY ELEMENTARY | \$75,461      |
| LOLITA     | DEMERS       | 2300-512903 | 1   | 93011003 | Teacher-Art | S030 - MOREY            | \$87,215      |
| JULIA      | D'ANGELO     | 2300-512903 | 1   | 98011003 | Teacher-Art | S031 - MURKLAND         | \$74,234      |
| ANNA       | AMLASHI      | 2300-512903 | 1   | 93611003 | Teacher-Art | S032 - PAWTUCKETVILLE   | \$59,881      |
| MAUREEN    | SAYER        | 2300-512903 | 1   | 94011003 | Teacher-Art | S033 - REILLY           | \$92,321      |
| PATRICK    | POLLARD      | 2300-512903 | 1   | 98611003 | Teacher-Art | S035 - ROBINSON         | \$79,838      |
| SARAH      | MCATAMNEY    | 2300-512903 | 1   | 98711003 | Teacher-Art | S036 - ROGERS           | \$78,071      |
| NANCY      | LYSZ         | 2300-512903 | 1   | 95011003 | Teacher-Art | S037 - SHAUGHNESSY      | \$85,584      |
| MARK       | ANASTOPOULOS | 2300-512903 | 1   | 98811003 | Teacher-Art | S038 - SULLIVAN JR HIGH | \$86,538      |
| MICHAEL    | SMITH        | 2300-512903 | 1   | 98811003 | Teacher-Art | S038 - SULLIVAN JR HIGH | \$81,773      |
| BRITTANY   | BRENNAN      | 2300-512903 | 1   | 98911003 | Teacher-Art | S042 - WANG             | \$49,626      |
| MARIE      | FIDRYCH      | 2300-512903 | 1   | 98911003 | Teacher-Art | S042 - WANG             | \$67,325      |
| LESLIE     | MACPHAIL     | 2300-512903 | 1   | 95511003 | Teacher-Art | S043 - WASHINGTON       | \$90,340      |
| LYNNE      | BARKER       | 2300-512903 | 1   | 96011004 | Teacher-Art | S047 - STOKLOSA         | \$80,620      |
| NICOLE     | GIRAFFO      | 2300-512903 | 1   | 96011004 | Teacher-Art | S047 - STOKLOSA         | \$78,071      |
| TARA       | HUMPHREY     | 2300-512903 | 1   | 90111003 | Teacher-Art | S100 - DISTRICTWIDE     | \$57,861      |

Lowell Public Schools  
FY 2018-19 Staff Salary

Staff Positions  
Listed by Position

| First Name | Last Name | Account No. | FTE  | Org No. | Position | School Location | Salary Budget |
|------------|-----------|-------------|------|---------|----------|-----------------|---------------|
|            |           |             | 29.5 |         |          |                 | \$2,294,334   |

Lowell Public Schools  
FY 2018-19 Staff Salary

Staff Positions  
Listed by Position

| First Name | Last Name    | Account No. | FTE | Org No.  | Position                      | School Location         | Salary Budget |
|------------|--------------|-------------|-----|----------|-------------------------------|-------------------------|---------------|
| EMILY      | BARRETT      | 2300-512903 | 1   | 90212803 | Teacher-Music                 | S004 - BAILEY           | \$49,626      |
| OLIVIA     | BREEN        | 2300-512903 | 1   | 92012803 | Teacher-Music                 | S025 - LINCOLN          | \$66,020      |
| ERIC       | BUCKLEY      | 2300-512903 | 1   | 98812803 | Teacher-Music - Band Director | S038 - SULLIVAN JR HIGH | \$81,806      |
| KARRIE     | CHAN-LAM     | 2300-512903 | 1   | 98512803 | Teacher-Music                 | S011 - DALEY JR HIGH    | \$93,883      |
| VALERIE    | COWART       | 2300-512903 | 1   | 92712803 | Teacher-Music                 | S029 - MOODY ELEMENTARY | \$93,464      |
| RACHEL     | CRAWFORD     | 2300-512903 | 1   | 98312803 | Teacher-Music                 | S005 - BARTLETT         | \$79,838      |
| SAMUEL     | DESCOTEAUX   | 2300-512903 | 1   | 98412803 | Teacher-Music                 | S024 - LHS MAIN OFFICE  | \$53,486      |
| JOHN       | FUGARINO     | 2300-512903 | 1   | 98412803 | Teacher-Music                 | S007 - BUTLER           | \$81,806      |
| CATHLEEN   | GARRY-DURAND | 2300-512903 | 1   | 98712803 | Teacher-Music                 | S036 - ROGERS           | \$90,340      |
| RETALLACK  | GARTH        | 2300-512903 | 1   | 90112803 | Teacher-Music                 | S015 - LAURA LEE        | \$49,626      |
| KELLIANNE  | GRADY        | 2300-512903 | 1   | 98912803 | Teacher-Music                 | S042 - WANG             | \$80,798      |
| DAVID      | GRENIER      | 2300-512903 | 1   | 98612803 | Teacher-Music                 | S035 - ROBINSON         | \$82,589      |
| CYNTHIA    | JOHNSTON     | 2300-512903 | 1   | 96012806 | Teacher-Music                 | S047 - STOKLOSA         | \$74,234      |
| WILLIE     | JONES        | 2300-512903 | 1   | 91812803 | Teacher-Music                 | S014 - JOSEPH G. PYNE   | \$53,486      |
| PATRICIA   | JUSSAUME     | 2300-512903 | 1   | 98412803 | Teacher-Music                 | S007 - BUTLER           | \$84,556      |
| LAURA      | KATZ         | 2300-512903 | 1   | 95512803 | Teacher-Music                 | S043 - WASHINGTON       | \$78,071      |
| DAVID      | KEEFE        | 2300-512903 | 1   | 98412803 | Teacher-Instrumental Music    | S007 - BUTLER           | \$82,557      |
| JESSICA    | KNIGHT       | 2300-512903 | 1   | 93612803 | Teacher-Music                 | S032 - PAWTUCKETVILLE   | \$62,950      |
| JOHN       | KORAJCZYK    | 2300-512903 | 1   | 98512803 | Teacher-Instrumental Music    | S011 - DALEY JR HIGH    | \$86,542      |
| CHAN-MING  | LEUNG        | 2300-512903 | 1   | 98612803 | Teacher-Music                 | S035 - ROBINSON         | \$83,776      |
| JAMES      | LUTZ         | 2300-512903 | 1   | 99012806 | Teacher-Music                 | S019 - LHS B            | \$81,510      |
| RITA       | MCLAUGHLIN   | 2300-512903 | 1   | 98012803 | Teacher-Music                 | S031 - MURKLAND         | \$87,322      |
| PATRICIA   | NEARY        | 2300-512903 | 1   | 98912803 | Teacher-Music                 | S042 - WANG             | \$84,682      |
| KATHERINE  | ORTEGA       | 2300-512903 | 1   | 94012803 | Teacher-Music                 | S033 - REILLY           | \$69,858      |
| KEVIN      | REILLY       | 2300-512903 | 1   | 95012803 | Teacher-Music                 | S037 - SHAUGHNESSY      | \$84,682      |
| JESSE      | ROBICHAUD    | 2300-512903 | 1   | 98812803 | Teacher-Music                 | S038 - SULLIVAN JR HIGH | \$66,020      |
| MARY       | SHETLER      | 2300-512903 | 1   | 93012803 | Teacher-Music                 | S030 - MOREY            | \$84,556      |
| CHERYL     | SQUEGLIA     | 2300-512903 | 1   | 91512803 | Teacher-Music                 | S013 - GREENHALGE       | \$91,177      |
| KIMBERLY   | VESPO        | 2300-512903 | 1   | 91212803 | Teacher-Music                 | S027 - MCAVINNUE        | \$71,175      |
| STEPHEN    | WARNICK      | 2300-512903 | 1   | 96012806 | Teacher-Music                 | S047 - STOKLOSA         | \$92,321      |

Lowell Public Schools  
FY 2018-19 Staff Salary

Staff Positions  
Listed by Position

| First Name | Last Name | Account No. | FTE | Org No.  | Position      | School Location  | Salary Budget |
|------------|-----------|-------------|-----|----------|---------------|------------------|---------------|
| VACANT     | VACANT    |             | 1   | 97512803 | Teacher-Music | S026 - MCAULIFFE | \$60,000      |
|            |           |             | 31  |          |               |                  | \$2,382,757   |



Lowell Public Schools  
FY 2018-19 Staff Salary

Staff Positions  
Listed by Position

| First Name | Last Name | Account No. | FTE | Org No.  | Position      | School Location | Salary Budget |
|------------|-----------|-------------|-----|----------|---------------|-----------------|---------------|
| HEATHER    | MCHUGH    | 2300-512903 | 1   | 99013403 | Teacher-Dance | S019 - LHS B    | 62,950        |
| ROSE       | SHEEHAN   | 2300-512903 | 1   | 99013403 | Teacher-Dance | S019 - LHS B    | 81,510        |
| CAROLYN    | BRETON    | 2300-512903 | 1   | 99013403 | Teacher-Dance | S019 - LHS B    | 54,001        |
|            |           |             | 3   |          |               |                 | 198,461       |

Lowell Public Schools  
FY 2018-19 Staff Salary

Staff Positions  
Listed by Position

| First Name | Last Name | Account No. | FTE | Org No.  | Position      | School Location       | Salary Budget |
|------------|-----------|-------------|-----|----------|---------------|-----------------------|---------------|
| STEVEN     | ROSE      | 2300-512903 | 1   | 91813303 | Teacher-Drama | S014 - JOSEPH G. PYNE | \$83,776      |
|            |           |             | 1   |          |               |                       | \$83,776      |

Lowell Public Schools  
FY 2018-19 Staff Salary

Staff Positions  
Listed by Position

| First Name | Last Name  | Account No. | FTE | Org No.  | Position            | School Location        | Salary Budget |
|------------|------------|-------------|-----|----------|---------------------|------------------------|---------------|
| MELANIE    | MCMANMON   | 2300-512903 | 1   | 90212603 | Teacher-Physical Ed | S004 - BAILEY          | \$82,589      |
| KENNETH    | PIGEON     | 2300-512903 | 1   | 98312603 | Teacher-Physical Ed | S005 - BARTLETT        | \$80,620      |
| SCOTT      | BOYLE      | 2300-512903 | 1   | 98412603 | Teacher-Physical Ed | S007 - BUTLER          | \$81,806      |
| JEANNE     | POLICELLI  | 2300-512903 | 1   | 98412603 | Teacher-Physical Ed | S007 - BUTLER          | \$67,325      |
| RANDALL    | BULLOCK    | 2300-512903 | 1   | 98512603 | Teacher-Physical Ed | S011 - DALEY JR HIGH   | \$81,381      |
| CLAIRE     | GOLAS      | 2300-512903 | 1   | 98512603 | Teacher-Health      | S011 - DALEY JR HIGH   | \$93,889      |
| MEGAN      | LANDRY     | 2300-512903 | 1   | 98512603 | Teacher-Physical Ed | S011 - DALEY JR HIGH   | \$79,838      |
| KEVIN      | OUELLET    | 2300-512903 | 1   | 91512603 | Teacher-Physical Ed | S013 - GREENHALGE      | \$79,838      |
| KATHLEEN   | RAMIREZ    | 2300-512903 | 1   | 91510103 | Teacher-Physical Ed | S013 - GREENHALGE      | \$83,362      |
| KERRY      | HALL       | 2300-512903 | 1   | 91812603 | Teacher-Physical Ed | S014 - JOSEPH G. PYNE  | \$74,234      |
| SWENSON    | KYLE       | 2300-512903 | 1   | 99012606 | Teacher-Health      | S018 - LHS A           | \$49,626      |
| DENISE     | O'CONNOR   | 2300-512903 | 1   | 99012606 | Teacher-Health      | S018 - LHS A           | \$83,776      |
| BRIAN      | BARRY      | 2300-512903 | 1   | 99012606 | Teacher-Physical Ed | S020 - LHS C           | \$84,636      |
| WILLIAM    | DONAHUE    | 2300-512903 | 1   | 99012606 | Teacher-Physical Ed | S020 - LHS C           | \$77,431      |
| TIMOTHY    | HEITZMAN   | 2300-512903 | 1   | 99012606 | Teacher-Health      | S020 - LHS C           | \$81,381      |
| NANCY      | HILL       | 2300-512903 | 1   | 99012606 | Teacher-Physical Ed | S020 - LHS C           | \$83,776      |
| KRISTINA   | KEEGAN     | 2300-512903 | 1   | 99012606 | Teacher-Physical Ed | S020 - LHS C           | \$74,234      |
| PAUL       | MCCARTHY   | 2300-512903 | 1   | 99012606 | Teacher-Physical Ed | S020 - LHS C           | \$86,934      |
| KATHERINE  | NARDONI    | 2300-512903 | 1   | 99012606 | Teacher-Health      | S020 - LHS C           | \$86,542      |
| MEARA      | OTERO      | 2300-512903 | 1   | 99012606 | Teacher-Physical Ed | S020 - LHS C           | \$86,402      |
| SCOTT      | OUELLET    | 2300-512903 | 1   | 99012606 | Teacher-Physical Ed | S020 - LHS C           | \$85,247      |
| PATRICK    | SWETT      | 2300-512903 | 1   | 99012606 | Teacher-Physical Ed | S020 - LHS C           | \$88,372      |
| SHAUN      | MCCARTY    | 2300-512903 | 1   | 99012606 | Teacher-Physical Ed | S022 - LHS D           | \$88,372      |
| JOHN       | MELLONAKOS | 2300-512903 | 1   | 99012606 | Teacher-Health      | S022 - LHS D           | \$89,399      |
| DANIEL     | GRAHAM     | 2300-512903 | 1   | 99012606 | Teacher-Physical Ed | S023 - LHS E           | \$81,806      |
| CASEY      | BRENDAN    | 2300-512903 | 1   | 99012606 | Teacher-Health      | S024 - LHS MAIN OFFICE | \$66,020      |
| VACANT     | VACANT     | 2300-512903 | 1   | 99012606 | Teacher-Physical Ed | S024 - LHS MAIN OFFICE | \$60,000      |
| MARIKAY    | GUTHRIE    | 2300-512903 | 1   | 92012603 | Teacher-Physical Ed | S025 - LINCOLN         | \$93,889      |
| DANIEL     | SHANAHAN   | 2300-512903 | 1   | 97512603 | Teacher-Physical Ed | S026 - MCAULIFFE       | \$78,071      |
| THOMAS     | PELLETIER  | 2300-512903 | 1   | 91212603 | Teacher-Physical Ed | S027 - MCAVINNUE       | \$91,617      |

Lowell Public Schools  
FY 2018-19 Staff Salary

Staff Positions  
Listed by Position

| First Name  | Last Name | Account No. | FTE | Org No.  | Position            | School Location         | Salary Budget |
|-------------|-----------|-------------|-----|----------|---------------------|-------------------------|---------------|
| ELLEN       | NETISHEN  | 2300-512903 | 1   | 92712603 | Teacher-Physical Ed | S029 - MOODY ELEMENTARY | \$89,589      |
| CHRISTOPHER | CROWLEY   | 2300-512903 | 1   | 93012603 | Teacher-Physical Ed | S030 - MOREY            | \$83,776      |
| FENDELL     | BRIAN     | 2300-512903 | 1   | 98012603 | Teacher-Physical Ed | S031 - MURKLAND         | \$62,950      |
| SEAN        | CASEY     | 2300-512903 | 1   | 93612603 | Teacher-Physical Ed | S032 - PAWTUCKETVILLE   | \$79,838      |
| BRIAN       | SULLIVAN  | 2300-512903 | 1   | 94012603 | Teacher-Physical Ed | S033 - REILLY           | \$62,070      |
| MICHAEL     | CROWLEY   | 2300-512903 | 1   | 98612603 | Teacher-Physical Ed | S035 - ROBINSON         | \$89,589      |
| VACANT      | VACANT    | 2300-512903 | 1   | 98612603 | Teacher-Physical Ed | S035 - ROBINSON         | \$60,000      |
| THOMAS      | FARLEY    | 2300-512903 | 1   | 98712603 | Teacher-Physical Ed | S036 - ROGERS           | \$81,806      |
| JESSICA     | NOBREGA   | 2300-512903 | 1   | 98712603 | Teacher-Physical Ed | S036 - ROGERS           | \$92,713      |
| SEAN        | ROGERS    | 2300-512903 | 1   | 95012603 | Teacher-Physical Ed | S037 - SHAUGHNESSY      | \$79,400      |
| KEVIN       | SHEEHAN   | 2300-512903 | 1   | 98812603 | Teacher-Physical Ed | S038 - SULLIVAN JR HIGH | \$87,215      |
| JENNIFER    | TARINI    | 2300-512903 | 1   | 98812603 | Teacher-Physical Ed | S038 - SULLIVAN JR HIGH | \$85,247      |
| WILLIAMS    | ERIN      | 2300-512903 | 1   | 98912603 | Teacher-Health      | S042 - WANG             | \$49,626      |
| LISA        | KATTAR    | 2300-512903 | 1   | 98912603 | Teacher-Physical Ed | S042 - WANG             | \$84,556      |
| JOHN        | MAHONEY   | 2300-512903 | 1   | 98912603 | Teacher-Physical Ed | S042 - WANG             | \$81,773      |
| NABEEL      | ZANANIRI  | 2300-512903 | 1   | 95512603 | Teacher-Physical Ed | S043 - WASHINGTON       | \$82,949      |
| SOPHIA      | FLABOURIS | 2300-512903 | 1   | 96012606 | Teacher-Physical Ed | S047 - STOKLOSA         | \$73,695      |
| STEPHANIE   | GAISSL    | 2300-512903 | 1   | 96012606 | Teacher-Health      | S047 - STOKLOSA         | \$62,950      |
| MARK        | RURAK     | 2300-512903 | 1   | 96012606 | Teacher-Physical Ed | S047 - STOKLOSA         | \$81,806      |
| LISA        | CHU       | 2300-512903 | 1   | 90112603 | Teacher-Physical Ed | S100 - DISTRICTWIDE     | \$67,325      |
| VACANT      | VACANT    | 2300-512903 | -3  | 99012606 | Teacher-Physical Ed | S100 - DISTRICTWIDE     | -\$180,000    |
| 47          |           |             |     |          |                     |                         | \$3,781,286   |

Lowell Public Schools  
FY 2018-19 Staff Salary

Staff Positions  
Listed by Position

| First Name | Last Name | Account No. | FTE | Org No.  | Position             | School Location         | Salary Budget |
|------------|-----------|-------------|-----|----------|----------------------|-------------------------|---------------|
| KEVIN      | JOY       | 2300-512903 | 1   | 91811903 | Teacher-Techology Ed | S014 - JOSEPH G. PYNE   | \$82,165      |
| NATALIE    | PINTA     | 2300-512903 | 1   | 98811903 | Teacher-Techology Ed | S038 - SULLIVAN JR HIGH | \$60,928      |
| TERENCE    | WATTERSON | 2300-512903 | 1   | 98511903 | Teacher-Techology Ed | S011 - DALEY JR HIGH    | \$84,556      |
|            |           |             | 3   |          |                      |                         | \$227,649     |

Lowell Public Schools  
FY 2018-19 Staff Salary

Staff Positions  
Listed by Position

|           | Last Name | Account No. | FTE | Org No.  | Position                 | School Location         | Salary Budget |
|-----------|-----------|-------------|-----|----------|--------------------------|-------------------------|---------------|
| KELLY     | BARTH     | 2300-512141 | 1   | 16040040 | INSTRUCTIONAL SPECIALIST | S047 - STOKLOSA         | \$84,863      |
| SHEILA    | CARROLL   | 2300-512141 | 1   | 16040040 | INSTRUCTIONAL SPECIALIST | S024 - LHS MAIN OFFICE  | \$84,863      |
| KRISTINE  | COLAROSS  | 2300-512141 | 1   | 16040040 | INSTRUCTIONAL SPECIALIST | S011 - DALEY JR HIGH    | \$84,863      |
| DANIELLE  | COLLINS   | 2300-512141 | 1   | 16040040 | INSTRUCTIONAL SPECIALIST | S042 - WANG             | \$93,985      |
| BARBARA   | HODGSON   | 2300-512141 | 1   | 16780008 | INSTRUCTIONAL SPECIALIST | S019 - LHS B            | \$92,321      |
| STEPHANIE | LOWE      | 2300-512141 | 1   | 16040040 | INSTRUCTIONAL SPECIALIST | S038 - SULLIVAN JR HIGH | \$97,035      |
| MALINDA   | PIRES     | 2450-512112 | 1   | 99311203 | INSTRUCTIONAL SPECIALIST | S024 - LHS MAIN OFFICE  | \$89,782      |
| CHARLES   | POULIOT   | 2300-512141 | 1   | 16040040 | INSTRUCTIONAL SPECIALIST | S024 - LHS MAIN OFFICE  | \$90,501      |
| VERONIQUE | ROBERTS   | 2450-512112 | 1   | 99311203 | INSTRUCTIONAL SPECIALIST | S001 - ADMIN            | \$84,103      |
| MICHAEL   | ROSSETTI  | 2300-512141 | 1   | 16040040 | INSTRUCTIONAL SPECIALIST | S035 - ROBINSON         | \$84,103      |
| ARTHUR    | SANTOS    | 2450-512112 | 1   | 99311203 | INSTRUCTIONAL SPECIALIST | S001 - ADMIN            | \$93,551      |
| LISA      | STOTT     | 2300-512141 | 1   | 16040040 | INSTRUCTIONAL SPECIALIST | S007 - BUTLER           | \$84,863      |
| VACANT    | VACANT    | 2300-512141 | -1  | 16040040 | INSTRUCTIONAL SPECIALIST | S024 - LHS MAIN OFFICE  | -\$84,000     |
| KARA      | WILKINS   | 2450-512112 | 1   | 99311203 | INSTRUCTIONAL SPECIALIST | T001 - ADMIN            | \$84,103      |
|           |           |             | 12  |          |                          |                         | \$1,064,936   |

Lowell Public Schools  
FY 2018-19 Staff Salary

Staff Positions  
Listed by Position

|           | Last Name | Account No. | FTE | Org No.  | Position            | School Location         | Salary Budget |
|-----------|-----------|-------------|-----|----------|---------------------|-------------------------|---------------|
| JULIE     | BUCHANAN  | 2300-512141 | 1   | 16040040 | LITERACY SPECIALIST | S004 - BAILEY           | \$95,141      |
| ALLISON   | STRAKER   | 2300-512141 | 1   | 16040040 | LITERACY SPECIALIST | S005 - BARTLETT         | \$90,501      |
| LISA      | GOLNER    | 2300-512141 | 1   | 16040040 | LITERACY SPECIALIST | S029 - MOODY ELEMENTARY | \$88,347      |
| DANA      | HUBER     | 2300-512141 | 1   | 16040040 | LITERACY SPECIALIST | S025 - LINCOLN          | \$84,863      |
| MELISSA   | DRISCOLL  | 2300-512141 | 1   | 16040040 | LITERACY SPECIALIST | S013 - GREENHALGE       | \$89,781      |
| LYNNE     | STEELE    | 2300-512141 | 1   | 16040040 | LITERACY SPECIALIST | S026 - MCAULIFFE        | \$87,454      |
| BEATRIZ   | CURLEY    | 2300-512141 | 1   | 16040040 | LITERACY SPECIALIST | S027 - MCAVINNUE        | \$95,141      |
| PATRICIA  | SHEPHERD  | 2300-512141 | 1   | 16040040 | LITERACY SPECIALIST | S030 - MOREY            | \$90,655      |
| LAURA     | LESNIAK   | 2300-512141 | 1   | 16040040 | LITERACY SPECIALIST | S031 - MURKLAND         | \$96,293      |
| WENDY     | GREGOIRE  | 2300-512141 | 1   | 16040040 | LITERACY SPECIALIST | S032 - PAWTUCKETVILLE   | \$87,454      |
| HEIDI     | OTIS      | 2300-512141 | 1   | 16040040 | LITERACY SPECIALIST | S014 - JOSEPH G. PYNE   | \$90,501      |
| SHARON    | COONEY    | 2300-512141 | 1   | 16040040 | LITERACY SPECIALIST | S033 - REILLY           | \$97,445      |
| CINDY     | MATTHEWS  | 2300-512141 | 1   | 16040040 | LITERACY SPECIALIST | S036 - ROGERS           | \$93,551      |
| SUSAN     | RABIAS    | 2300-512141 | 1   | 16040040 | LITERACY SPECIALIST | S037 - SHAUGHNESSY      | \$93,246      |
| CATHERINE | HUGO      | 0000-512141 | 1   | 16790008 | LITERACY SPECIALIST | S043 - WASHINGTON       | \$87,587      |
|           |           |             | 15  |          |                     |                         | \$1,187,128   |

Lowell Public Schools  
FY 2018-19 Staff Salary

Staff Positions  
Listed by Position

| First Name | Last Name | Account No. | FTE | Org No.   | Position                | School Location       | Salary Budget |
|------------|-----------|-------------|-----|-----------|-------------------------|-----------------------|---------------|
| BARBARA    | CAMPBELL  | 2300-512903 | 1   | 98511203  | Teacher-ITS (Computers) | S011 - DALEY JR HIGH  | \$82,589      |
| KARA       | HAAS      | 2300-512903 | 1   | 98311203  | Teacher-ITS (Computers) | S005 - BARTLETT       | \$81,806      |
| ANNE       | SHEEHY    | 2300-512903 | 1   | 986102603 | Teacher-ITS (Computers) | S035 - ROBINSON       | \$90,339      |
| MARY       | WOOD      | 2300-512903 | 1   | 91811203  | Teacher-ITS (Computers) | S014 - JOSEPH G. PYNE | \$83,277      |
|            |           |             | 4   |           |                         |                       | \$338,011     |



Lowell Public Schools  
FY 2018-19 Staff Salary

Staff Positions  
Listed by Position

| First Name | Last Name | Account No. | FTE | Org No.  | Position                    | School Location | Salary Budget |
|------------|-----------|-------------|-----|----------|-----------------------------|-----------------|---------------|
| PHALA      | CHEA      | 2300-512110 | 1   | 99333003 | COORDINATOR OF ENGLISH LANG | T001 - ADMIN    | \$116,505     |
|            |           |             | 1   |          |                             |                 | \$116,505     |

Lowell Public Schools  
FY 2018-19 Staff Salary

Staff Positions  
Listed by Position

| First Name | Last Name | Account No. | FTE | Org No.  | Position                | School Location        | Salary Budget |
|------------|-----------|-------------|-----|----------|-------------------------|------------------------|---------------|
| MADLINE    | BRITO     | 2300-511000 | 1   | 15700005 | PARENT LIASON CHAPTER 1 | S001 - ADMIN           | \$35,775      |
| PATRICIA   | FULLER    | 2300-511000 | 1   | 15700005 | PARENT LIASON CHAPTER 1 | T001 - ADMIN           | \$35,775      |
| DARMERY    | MONTOYA   | 2300-512924 | 1   | 99338003 | PARENT LIASON CHAPTER 1 | S024 - LHS MAIN OFFICE | \$35,775      |
| SOKUNTHEA  | SUY       | 2300-511000 | 1   | 15700005 | PARENT LIASON CHAPTER 1 | S001 - ADMIN           | \$35,775      |
|            |           |             | 4   |          |                         |                        | \$143,102     |

Lowell Public Schools  
FY 2018-19 Staff Salary

Staff Positions  
Listed by Position

| First Name | Last Name | Account No. | FTE | Org No.  | Position           | School Location | Salary Budget |
|------------|-----------|-------------|-----|----------|--------------------|-----------------|---------------|
| SUSAN      | ANTOLINI  | 2300-512903 | 1   | 99010709 | AF ROTC INSTRUCTOR | S023 - LHS E    | \$48,235      |
| KEVIN      | CASILLI   | 2300-512903 | 1   | 99010709 | AF ROTC INSTRUCTOR | S023 - LHS E    | \$67,266      |
| EILEEN     | IRONFIELD | 2300-512903 | 1   | 99010709 | AF ROTC INSTRUCTOR | S023 - LHS E    | \$63,813      |
| DAVID      | SMITH     | 2300-512903 | 1   | 99010709 | AF ROTC INSTRUCTOR | S023 - LHS E    | \$68,715      |
|            |           |             | 4   |          |                    |                 | \$248,029     |

Lowell Public Schools  
FY 2018-19 Staff Salary

Staff Positions  
Listed by Position

| First Name | Last Name | Account No. | FTE | Org No.  | Position              | School Location        | Salary Budget |
|------------|-----------|-------------|-----|----------|-----------------------|------------------------|---------------|
| SETH       | BERNIER   | 2300-512903 | 1   | 99013203 | Teacher-Culinary Arts | S024 - LHS MAIN OFFICE | \$66,020      |
| SUSAN      | BRASSARD  | 2300-512903 | 1   | 99013203 | Teacher-Culinary Arts | S019 - LHS B           | \$65,035      |
| THERESE    | PACKARD   | 2300-512903 | 1   | 99013203 | Teacher-Culinary Arts | S024 - LHS MAIN OFFICE | \$66,020      |
|            |           |             | 3   |          |                       |                        | \$197,075     |

Lowell Public Schools  
FY 2018-19 Staff Salary

Staff Positions  
Listed by Position

| First Name   | Last Name    | Account No. | FTE | Org No.  | Position                 | School Location      | Salary Budget |
|--------------|--------------|-------------|-----|----------|--------------------------|----------------------|---------------|
| DELOS SANTOS | ROSA         | 2300-512903 | 1   | 99210603 | Teacher-Special Ed       | A060 - BRIDGE        | \$74,234      |
| BRIANA       | GROSS        | 2300-512903 | 1   | 90110106 | Teacher-Special Ed       | S001 - DISTRICTWIDE  | \$67,325      |
| CAITLYN      | ADLEY        | 2300-512903 | 1   | 90210106 | Teacher-SPED CSA         | S004 - BAILEY        | \$70,396      |
| CYNTHIA      | CALIRI       | 2300-512903 | 1   | 90210106 | Teacher-Special Ed       | S004 - BAILEY        | \$90,373      |
| COURTNEY     | KEEFE        | 2300-512903 | 1   | 90210106 | Teacher-Special Ed       | S004 - BAILEY        | \$62,070      |
| ELIZABETH    | RIDENOUR     | 2300-512903 | 1   | 90210106 | Teacher-SPED CSA         | S004 - BAILEY        | \$80,620      |
| ELLEN        | ROMANOWSKY   | 2300-512903 | 1   | 90210106 | Teacher-Special Ed       | S004 - BAILEY        | \$62,070      |
| JULIE        | SIEGAL       | 2300-512903 | 1   | 90210106 | Teacher-Special Ed       | S004 - BAILEY        | \$53,486      |
| JUSTIN       | THROWE       | 2300-512903 | 1   | 90210106 | Teacher-SPED CSA         | S004 - BAILEY        | \$86,402      |
| OAK          | ALYCIA       | 2300-512903 | 1   | 98310606 | Teacher-Special Ed       | S005 - BARTLETT      | \$49,626      |
| JENNIFER     | BELAND       | 2300-512903 | 1   | 98310606 | Teacher-Special Ed       | S005 - BARTLETT      | \$81,510      |
| MARIE        | CORCORAN     | 2300-512903 | 1   | 98310606 | Teacher-Special Ed       | S005 - BARTLETT      | \$75,461      |
| KELLY        | DEVEREAUX    | 2300-512903 | 1   | 98310606 | Teacher-SPED-Life Skills | S005 - BARTLETT      | \$88,519      |
| LAURIE       | KELLY        | 2300-512903 | 1   | 98310606 | Teacher-SPED-Life Skills | S005 - BARTLETT      | \$78,071      |
| CATHERINE    | LYNCH        | 2300-512903 | 1   | 98310103 | Teacher-Special Ed       | S005 - BARTLETT      | \$74,234      |
| LAURIANN     | PRIVE        | 2300-512903 | 1   | 98310606 | Teacher-SPED-Life Skills | S005 - BARTLETT      | \$88,178      |
| HEATHER      | RAKE         | 2300-512903 | 1   | 98310606 | Teacher-Special Ed       | S005 - BARTLETT      | \$78,071      |
| KRISTIN      | WEIGOLD      | 2300-512903 | 1   | 98310606 | Teacher-SPED Life Skills | S005 - BARTLETT      | \$83,776      |
| SARAH        | WOLFF        | 2300-512903 | 1   | 98310606 | Teacher-SPED Life Skills | S005 - BARTLETT      | \$80,620      |
| MATTHEW      | BLAKE        | 2300-512903 | 1   | 98410606 | Teacher-Special Ed       | S007 - BUTLER        | \$79,838      |
| JOSALYN      | BURGESS      | 2300-512903 | 1   | 98410606 | Teacher-Special Ed       | S007 - BUTLER        | \$81,806      |
| KAREN        | CLARK        | 2300-512903 | 1   | 98410606 | Teacher-Special Ed       | S007 - BUTLER        | \$82,589      |
| CHERYLANNE   | FERRIS       | 2300-512903 | 1   | 98410606 | Teacher-Special Ed       | S007 - BUTLER        | \$74,234      |
| GERRILYNN    | MANOLOPOULOS | 2300-512903 | 1   | 98410606 | Teacher-Special Ed       | S007 - BUTLER        | \$81,773      |
| JASON        | ROAF         | 2300-512903 | 1   | 98410606 | Teacher-SPED Adjustment  | S007 - BUTLER        | \$81,806      |
| LINDA        | STONE        | 2300-512903 | 1   | 98410606 | Teacher-Special Ed       | S007 - BUTLER        | \$79,838      |
| THOMAS       | ZEIDAN       | 2300-512903 | 1   | 98410606 | Teacher-SPED Adjustment  | S007 - BUTLER        | \$77,014      |
| MICHAEL      | BOURQUE      | 2300-512903 | 1   | 98510606 | Teacher-Special Ed       | S011 - DALEY JR HIGH | \$78,071      |
| CHARETTE     | BRIGITTE     | 2300-512903 | 1   | 98510606 | Teacher-Special Ed       | S011 - DALEY JR HIGH | \$71,175      |
| VACANT       | VACANT       | 2300-512903 | 1   | 98810606 | Teacher-SPED-Life Skills | S011 - DALEY JR HIGH | \$60,000      |

Lowell Public Schools  
FY 2018-19 Staff Salary

Staff Positions  
Listed by Position

| First Name | Last Name        | Account No. | FTE | Org No.  | Position                 | School Location       | Salary Budget |
|------------|------------------|-------------|-----|----------|--------------------------|-----------------------|---------------|
| LISA       | GIL              | 2300-512903 | 1   | 98510606 | Teacher-SPED Life Skills | S011 - DALEY JR HIGH  | \$70,396      |
| ROBIN      | KROWCHUN         | 2300-512903 | 1   | 98510606 | Teacher-Special Ed       | S011 - DALEY JR HIGH  | \$96,523      |
| ELIZABETH  | MELIN            | 2300-512903 | 1   | 98510606 | Teacher-Special Ed       | S011 - DALEY JR HIGH  | \$70,396      |
| CHERYL     | PATTERSON        | 2300-512903 | 1   | 98510606 | Teacher-SPED Life Skills | S011 - DALEY JR HIGH  | \$87,215      |
| KRISTIN    | REYES            | 2300-512903 | 1   | 98510606 | Teacher-Special Ed       | S011 - DALEY JR HIGH  | \$81,806      |
| ELIZABETH  | STANTON          | 2300-512903 | 1   | 98510606 | Teacher-Special Ed       | S011 - DALEY JR HIGH  | \$84,682      |
| KRISTEN    | SULLIVAN         | 2300-512903 | 1   | 98510606 | Teacher-Special Ed       | S011 - DALEY JR HIGH  | \$84,556      |
| ROBERT     | YOUNG            | 2300-512903 | 1   | 98510606 | Teacher-Special Ed       | S011 - DALEY JR HIGH  | \$83,776      |
| RIVARD     | AMANDA           | 2300-512903 | 1   | 91510106 | Teacher-Special Ed       | S013 - GREENHALGE     | \$49,626      |
| CAROLYN    | JEDRASZEK        | 2300-512903 | 1   | 91510106 | Teacher-Special Ed       | S013 - GREENHALGE     | \$74,234      |
| SNEERINGER | JENNIFER         | 2300-512903 | 1   | 91510106 | Teacher-Special Ed       | S013 - GREENHALGE     | \$49,626      |
| SHARON     | KEARNEY          | 2300-512903 | 1   | 91510106 | Teacher-Special Ed       | S013 - GREENHALGE     | \$79,400      |
| KAREN      | KELLEHER         | 2300-512903 | 1   | 91510106 | Teacher-Special Ed       | S013 - GREENHALGE     | \$87,215      |
| CINDY      | SAMPSON          | 2300-512903 | 1   | 91510106 | Teacher-Special Ed       | S013 - GREENHALGE     | \$81,806      |
| LEE ANN    | SEXTON           | 2300-512903 | 1   | 91510106 | Teacher-Special Ed       | S013 - GREENHALGE     | \$80,620      |
| TRACY      | BLANCHARD        | 2300-512903 | 1   | 91810106 | Teacher-Special Ed       | S014 - JOSEPH G. PYNE | \$83,776      |
| SAMANTHA   | CHEEK            | 2300-512903 | 1   | 91810106 | Teacher-Special Ed       | S014 - JOSEPH G. PYNE | \$53,486      |
| ABIGAIL    | DEANGELO         | 2300-512903 | 1   | 91810106 | Teacher-SPED CSA         | S014 - JOSEPH G. PYNE | \$60,928      |
| TERRI      | DECKER-KILMARTIN | 2300-512903 | 1   | 91810106 | Teacher-Special Ed       | S014 - JOSEPH G. PYNE | \$77,672      |
| HOLLY      | DOHERTY          | 2300-512903 | 1   | 91810106 | Teacher-SPED CSA         | S014 - JOSEPH G. PYNE | \$78,071      |
| MATTHEW    | HUBERT           | 2300-512903 | 1   | 91810106 | Teacher-SPED CSA         | S014 - JOSEPH G. PYNE | \$70,396      |
| JENNIFER   | LOHMER           | 2300-512903 | 1   | 91810106 | Teacher-SPED CSA         | S014 - JOSEPH G. PYNE | \$75,461      |
| KENDRA     | MIELCARZ         | 2300-512903 | 1   | 91810106 | Teacher-Special Ed       | S014 - JOSEPH G. PYNE | \$70,396      |
| SUSAN      | MINER            | 2300-512903 | 1   | 91810106 | Teacher-Special Ed       | S014 - JOSEPH G. PYNE | \$60,928      |
| KATHRYN    | URBINE           | 2300-512903 | 1   | 91811503 | Teacher-Special Ed       | S014 - JOSEPH G. PYNE | \$74,234      |
| SARAH      | FOSTER           | 2300-512903 | 1   | 91920106 | Teacher-Special Ed       | S015 - LAURA LEE      | \$78,071      |
| ROSEANN    | HALL             | 2300-512903 | 1   | 91920106 | Teacher-Special Ed       | S015 - LAURA LEE      | \$73,695      |
| MARTHA     | HANSON           | 2300-512903 | 1   | 91920106 | Teacher-Special Ed       | S015 - LAURA LEE      | \$80,620      |
| MARGUERITE | MCFARLAND        | 2300-512903 | 1   | 91920106 | Teacher-Special Ed       | S015 - LAURA LEE      | \$74,234      |
| TRACY      | STUER            | 2300-512903 | 1   | 91920106 | Teacher-Special Ed       | S015 - LAURA LEE      | \$53,486      |

Lowell Public Schools  
FY 2018-19 Staff Salary

Staff Positions  
Listed by Position

| First Name | Last Name  | Account No. | FTE | Org No.  | Position                 | School Location | Salary Budget |
|------------|------------|-------------|-----|----------|--------------------------|-----------------|---------------|
| PAUL       | BAZDANES   | 2300-512141 | 1   | 16110020 | Teacher-Special Ed       | S016 - LEBLANC  | \$79,838      |
| SHARON     | BISANTZ    | 2300-512141 | 1   | 16110020 | Teacher-Special Ed       | S016 - LEBLANC  | \$79,838      |
| JOHN       | DURKIN     | 2300-512141 | 1   | 16110020 | Teacher-Special Ed       | S016 - LEBLANC  | \$80,620      |
| MATTHEW    | LEE        | 2300-512141 | 1   | 16110020 | Teacher-Special Ed       | S016 - LEBLANC  | \$70,396      |
| JESSICA    | MICHAUD    | 2300-512141 | 1   | 16110020 | Teacher-Special Ed       | S016 - LEBLANC  | \$69,858      |
| SILVA      | NATALIA    | 2300-512903 | 1   | 95510106 | Teacher-Special Ed       | S016 - LEBLANC  | \$49,626      |
| SARAH      | SANTIAGO   | 2300-512141 | 1   | 16110020 | Teacher-Special Ed       | S016 - LEBLANC  | \$79,838      |
| NICHOLAS   | ROMANOWSKI | 2300-512903 | 1   | 99010712 | Teacher-Special Ed       | S017 - LHS      | \$49,626      |
| BARBARA    | BEATON     | 2300-512903 | 1   | 99010712 | Teacher-Special Ed       | S019 - LHS B    | \$78,852      |
| PAUL       | BROCHU     | 2300-512903 | 1   | 99010712 | Teacher-Special Ed       | S019 - LHS B    | \$84,556      |
| MELISSA    | CIESLA     | 2300-512903 | 1   | 99010712 | Teacher-Special Ed       | S019 - LHS B    | \$79,838      |
| AMANDA     | ERNST      | 2300-512903 | 1   | 99010712 | Teacher-Special Ed       | S019 - LHS B    | \$81,510      |
| AMANDA     | FARLEY     | 2300-512903 | 1   | 99010712 | Teacher-Special Ed       | S019 - LHS B    | \$60,928      |
| TONYA      | FRENETTE   | 2300-512903 | 1   | 99010712 | Teacher - SPED           | S019 - LHS B    | \$90,340      |
| SUZANNE    | JALBERT    | 2300-512903 | 1   | 99010712 | Teacher-Special Ed       | S019 - LHS B    | \$84,242      |
| MINDY      | KATES      | 2300-512903 | 1   | 99010712 | Teacher-SPED-Life Skills | S019 - LHS B    | \$84,242      |
| RICHARD    | LAWRENSON  | 2300-512903 | 1   | 99010712 | Teacher-Special Ed       | S019 - LHS B    | \$87,215      |
| MARY       | LEVASSEUR  | 2300-512903 | 1   | 99010712 | Teacher - SPED           | S019 - LHS B    | \$92,713      |
| MELISSA    | LINSTRUTH  | 2300-512903 | 1   | 99010712 | Teacher-Special Ed       | S019 - LHS B    | \$81,806      |
| KEVIN      | MCLEOD     | 2300-512903 | 1   | 99010712 | Teacher-Special Ed       | S019 - LHS B    | \$74,234      |
| LISA       | MENDONCA   | 2300-512903 | 1   | 99010712 | Teacher-Special Ed       | S019 - LHS B    | \$79,838      |
| DONNA      | NEWCOMB    | 2300-512903 | 1   | 99010712 | Teacher-Special Ed       | S019 - LHS B    | \$88,618      |
| AMANDA     | PERRIN     | 2300-512903 | 1   | 99010712 | Teacher-Special Ed       | S019 - LHS B    | \$80,620      |
| MICHELLE   | SNETSINGER | 2300-512903 | 1   | 99010712 | Teacher - SPED           | S019 - LHS B    | \$90,340      |
| KATHRYN    | STUTZ      | 2300-512903 | 1   | 99010712 | Teacher - SPED           | S019 - LHS B    | \$82,589      |
| LEONARD    | RAPONE     | 2300-512903 | 1   | 99010712 | Teacher-Special Ed       | S022 - LHS D    | \$87,215      |
| CHRIS      | BADESSA    | 2300-512903 | 1   | 99010712 | Teacher-Special Ed       | S023 - LHS E    | \$83,277      |
| ALLYSON    | CARBONE    | 2300-512903 | 1   | 99010712 | Teacher-Special Ed       | S023 - LHS E    | \$81,806      |
| MARIA      | DECKER     | 2300-512903 | 1   | 99010712 | Teacher - SPED           | S023 - LHS E    | \$85,247      |
| DANA       | MALLOY     | 2300-512903 | 1   | 99010712 | Teacher-Special Ed       | S023 - LHS E    | \$84,556      |

Lowell Public Schools  
FY 2018-19 Staff Salary

Staff Positions  
Listed by Position

| First Name | Last Name   | Account No. | FTE | Org No.  | Position           | School Location         | Salary Budget |
|------------|-------------|-------------|-----|----------|--------------------|-------------------------|---------------|
| JENNIFER   | MCGLAUFLIN  | 2300-512903 | 1   | 99010712 | Teacher-Special Ed | S023 - LHS E            | \$65,035      |
| MARIANNE   | SIMAS       | 2300-512903 | 1   | 99010712 | Teacher-Special Ed | S023 - LHS E            | \$83,277      |
| HAN        | STUTZ       | 2300-512903 | 1   | 99010712 | Teacher-Special Ed | S023 - LHS E            | \$79,838      |
| DEANNA     | MASSE       | 2300-512903 | 1   | 99010712 | Teacher-Special Ed | S024 - LHS MAIN OFFICE  | \$49,626      |
| BRYAN      | OWEN        | 2300-512903 | 1   | 99010712 | Teacher-Special Ed | S024 - LHS MAIN OFFICE  | \$70,396      |
| ANGELA     | DAIGLE      | 2300-512903 | 1   | 92010106 | Teacher-Special Ed | S025 - LINCOLN          | \$70,396      |
| JESSICA    | GREGOIRE    | 2300-512903 | 1   | 92010106 | Teacher-Special Ed | S025 - LINCOLN          | \$77,672      |
| LAUREN     | HERBERT     | 2300-512903 | 1   | 92010106 | Teacher-Special Ed | S025 - LINCOLN          | \$79,838      |
| STEPHANIE  | KALITKA     | 2300-512903 | 1   | 92010106 | Teacher-Special Ed | S025 - LINCOLN          | \$80,620      |
| RACHEL     | MARGAGLIONE | 2300-512903 | 1   | 92010106 | Teacher-Special Ed | S025 - LINCOLN          | \$88,372      |
| TRISHA     | PITTS       | 2300-512903 | 1   | 92010103 | Teacher-Special Ed | S025 - LINCOLN          | \$86,402      |
| JOHNNA     | BAHOU       | 2300-512903 | 1   | 97510106 | Teacher-Special Ed | S026 - MCAULIFFE        | \$81,806      |
| JILLIAN    | CARELLI     | 2300-512903 | 1   | 97510106 | Teacher-Special Ed | S026 - MCAULIFFE        | \$80,620      |
| ANNA MARIE | CAYER       | 2300-512903 | 1   | 97510103 | Teacher-Special Ed | S026 - MCAULIFFE        | \$78,071      |
| LISA       | MENDONCA    | 2300-512903 | 1   | 97510106 | Teacher-Special Ed | S026 - MCAULIFFE        | \$74,234      |
| SANDRA     | MORELLO     | 2300-512903 | 1   | 97510106 | Teacher-Special Ed | S026 - MCAULIFFE        | \$83,776      |
| NANCY      | REYES       | 2300-512903 | 1   | 97510106 | Teacher-Special Ed | S026 - MCAULIFFE        | \$87,738      |
| KATIE      | DOLAN       | 2300-512903 | 1   | 91210106 | Teacher-Special Ed | S027 - MCAVINNUE        | \$82,589      |
| CARI-ANN   | EDWARDS     | 2300-512903 | 1   | 91210106 | Teacher-Special Ed | S027 - MCAVINNUE        | \$84,556      |
| REBECCA    | EVANS       | 2300-512903 | 1   | 91210106 | Teacher-SPED CSA   | S027 - MCAVINNUE        | \$74,234      |
| ANAMARIA   | IRWIN       | 2300-512903 | 1   | 91210106 | Teacher-SPED CSA   | S027 - MCAVINNUE        | \$83,776      |
| JACQUELINE | JARVIS      | 2300-512903 | 1   | 91210106 | Teacher-Special Ed | S027 - MCAVINNUE        | \$78,071      |
| ANTONIA    | PASTOR      | 2300-512903 | 1   | 91210106 | Teacher-SPED CSA   | S027 - MCAVINNUE        | \$70,396      |
| KAREN      | TINGLEY     | 2300-512903 | 1   | 91210106 | Teacher-Special Ed | S027 - MCAVINNUE        | \$79,838      |
| PAUL       | FITTS       | 2300-512903 | 1   | 92510106 | Teacher-Special Ed | S028 - MOLLOY           | \$80,798      |
| LAUREN     | KEATING     | 2300-512903 | 1   | 92510106 | Teacher-Special Ed | S028 - MOLLOY           | \$71,175      |
| BROOKE     | LYONS       | 2300-512903 | 1   | 92710106 | Teacher-Special Ed | S029 - MOODY ELEMENTARY | \$67,325      |
| PAMELA     | DURKIN      | 2300-512903 | 1   | 93010106 | Teacher-Special Ed | S030 - MOREY            | \$87,215      |
| HALEY      | KING        | 2300-512903 | 1   | 93010106 | Teacher-Special Ed | S030 - MOREY            | \$66,020      |
| PATRICIA   | MORASSE     | 2300-512903 | 1   | 93010106 | Teacher-Special Ed | S030 - MOREY            | \$79,838      |



Lowell Public Schools  
FY 2018-19 Staff Salary

Staff Positions  
Listed by Position

| First Name    | Last Name   | Account No. | FTE | Org No.  | Position                      | School Location       | Salary Budget |
|---------------|-------------|-------------|-----|----------|-------------------------------|-----------------------|---------------|
| LISA          | SIMPSON     | 2300-512903 | 1   | 93010106 | Teacher-Special Ed            | S030 - MOREY          | \$84,636      |
| CAROL         | WEBB        | 2300-512903 | 1   | 93010106 | Teacher-Special Ed            | S030 - MOREY          | \$87,215      |
| DANIELLE      | WEBER-OKUDA | 2300-512903 | 1   | 93010106 | Teacher-SPED Life Skills      | S030 - MOREY          | \$79,838      |
| ELIZABETH     | BARBIERI    | 2300-512903 | 1   | 98010106 | Teacher-SPED Adjustment       | S031 - MURKLAND       | \$79,838      |
| MEGAN         | BINDER      | 2300-512903 | 1   | 98010106 | Teacher-Special Ed            | S031 - MURKLAND       | \$54,001      |
| LINDSAY       | HAMILTON    | 2300-512903 | 1   | 98010106 | Teacher-Special Ed            | S031 - MURKLAND       | \$70,396      |
| MEREDITH      | KAUFMAN     | 2300-512903 | 1   | 98010106 | Teacher-SPED                  | S031 - MURKLAND       | \$79,838      |
| TRACY         | MAINVILLE   | 2300-512903 | 1   | 98010106 | Teacher-Special Ed            | S031 - MURKLAND       | \$87,215      |
| REBECCA       | RAGER       | 2300-512903 | 1   | 98010106 | Teacher-SPED Adjustment       | S031 - MURKLAND       | \$79,838      |
| DEBRA         | RICH        | 2300-512903 | 1   | 98010103 | Teacher-Special Ed            | S031 - MURKLAND       | \$70,396      |
| BARBARA       | SMITH       | 2300-512903 | 1   | 98010106 | Teacher-Special Ed            | S031 - MURKLAND       | \$92,057      |
| AIMEE         | GALLOWAY    | 2300-512903 | 1   | 93610106 | Teacher-Special Ed            | S032 - PAWTUCKETVILLE | \$80,798      |
| JULIE         | GOSLIN      | 2300-512903 | 1   | 93610106 | Teacher-Special Ed            | S032 - PAWTUCKETVILLE | \$60,000      |
| HANLON        | LAUREN      | 2300-512903 | 1   | 93610106 | Teacher-Special Ed            | S032 - PAWTUCKETVILLE | \$70,396      |
| MARISSA       | MALBOEUF    | 2300-512903 | 1   | 93610106 | Teacher-SPED CSA              | S032 - PAWTUCKETVILLE | \$64,255      |
| DESMOND       | MOLLY       | 2300-512141 | 1   | 16110020 | Teacher-Special Ed            | S032 - PAWTUCKETVILLE | \$49,626      |
| LYNNE         | O'BRIEN     | 2300-512141 | 1   | 16110020 | Teacher-Special Ed            | S032 - PAWTUCKETVILLE | \$79,838      |
| DUGAN         | PATRICK     | 2300-512903 | 1   | 93610106 | Teacher-SPED Adjustment       | S032 - PAWTUCKETVILLE | \$62,950      |
| ASHLEY        | SMITH       | 2300-512903 | 1   | 93610106 | Teacher-SPED Adjustment       | S032 - PAWTUCKETVILLE | \$74,234      |
| MICHAEL       | COONEY      | 2300-512903 | 1   | 94010106 | Teacher-Special Ed            | S033 - REILLY         | \$87,322      |
| JOANNE        | GEORGE      | 2300-512903 | 1   | 94010103 | Teacher-Special Ed            | S033 - REILLY         | \$81,773      |
| PATRICK       | GREELEY     | 2300-512903 | 1   | 94010106 | Teacher-SPED Adjustment       | S033 - REILLY         | \$79,838      |
| ERIN          | MELE        | 2300-512903 | 1   | 94010106 | Teacher-Special Ed            | S033 - REILLY         | \$79,838      |
| PATTIAN       | SPENCE-COX  | 2300-512903 | 1   | 94010106 | Teacher-Special Ed            | S033 - REILLY         | \$79,838      |
| SHERRIN       | TROMBLY     | 2300-512903 | 1   | 94010106 | Teacher-SPED Adjustment       | S033 - REILLY         | \$80,620      |
| KRISTIN       | BREKALIS    | 2300-512903 | 1   | 98610606 | Teacher-Special Ed            | S035 - ROBINSON       | \$56,551      |
| CINDY         | BROWN       | 2300-512903 | 1   | 98610606 | Teacher-Special Ed            | S035 - ROBINSON       | \$80,620      |
| UMARANI REDDY | CHEMICALA   | 2300-512903 | 1   | 98610606 | Teacher-Special Ed            | S035 - ROBINSON       | \$95,182      |
| MARINA        | CORDERO     | 2300-512903 | 1   | 98610606 | Teacher SPED - Language Based | S035 - ROBINSON       | \$60,928      |
| SHARON        | CUSHMAN     | 2300-512903 | 1   | 98610606 | Teacher-Special Ed            | S035 - ROBINSON       | \$90,340      |

Lowell Public Schools  
FY 2018-19 Staff Salary

Staff Positions  
Listed by Position

| First Name | Last Name     | Account No. | FTE | Org No.  | Position                | School Location         | Salary Budget |
|------------|---------------|-------------|-----|----------|-------------------------|-------------------------|---------------|
| EVA        | GALLANT       | 2300-512903 | 1   | 98610606 | Teacher-Special Ed      | S035 - ROBINSON         | \$83,277      |
| ALLISON    | GERVAIS       | 2300-512903 | 1   | 98610606 | Teacher-Special Ed      | S035 - ROBINSON         | \$49,626      |
| BRIAN      | MYERS         | 2300-512903 | 1   | 98610606 | Teacher-Special Ed      | S035 - ROBINSON         | \$81,806      |
| HELENE     | SAWYER        | 2300-512903 | 1   | 98610606 | Teacher-Special Ed      | S035 - ROBINSON         | \$86,402      |
| SAM        | ANDERSON      | 2300-512903 | 1   | 98710606 | Teacher-SPED CSA        | S036 - ROGERS           | \$57,861      |
| TRACY      | BOWERS        | 2300-512903 | 1   | 98710606 | Teacher-SPED CSA        | S036 - ROGERS           | \$81,510      |
| TERESA     | CLARK         | 2300-512903 | 1   | 98710606 | Teacher-Special Ed      | S036 - ROGERS           | \$79,400      |
| SHEILA     | DEARING       | 2300-512903 | 1   | 98710606 | Teacher-Special Ed      | S036 - ROGERS           | \$94,302      |
| EILEEN     | DELROSSI      | 2300-512903 | 1   | 98710606 | Teacher-Special Ed      | S036 - ROGERS           | \$83,277      |
| JILL       | LABONTE       | 2300-512903 | 1   | 98710606 | Teacher-SPED CSA        | S036 - ROGERS           | \$81,806      |
| MEGAN      | MROZOWSKI     | 2300-512903 | 1   | 98710606 | Teacher-Special Ed      | S036 - ROGERS           | \$81,806      |
| MICHAEL    | SHETLER       | 2300-512903 | 1   | 98710606 | Teacher-Special Ed      | S036 - ROGERS           | \$59,881      |
| LISA       | TENCZAR       | 2300-512903 | 1   | 98710606 | Teacher-SPED CSA        | S036 - ROGERS           | \$68,107      |
| ELIZABETH  | BALDWIN       | 2300-512903 | 1   | 95010903 | Teacher-SPED            | S037 - SHAUGHNESSY      | \$54,001      |
| JENNIFER   | BLASCHKE      | 2300-512903 | 1   | 95010106 | Teacher-Special Ed      | S037 - SHAUGHNESSY      | \$81,806      |
| CATHERINE  | MCNEIL        | 2300-512903 | 1   | 95010106 | Teacher-SPED CSA        | S037 - SHAUGHNESSY      | \$81,806      |
| ALLISON    | MURRAY        | 2300-512903 | 1   | 95010106 | Teacher-Special Ed      | S037 - SHAUGHNESSY      | \$49,626      |
| BROOKE     | RILEY         | 2300-512903 | 1   | 95010106 | Teacher-SPED CSA        | S037 - SHAUGHNESSY      | \$56,551      |
| JENNIFER   | STACK         | 2300-512903 | 1   | 95010106 | Teacher-Special Ed      | S037 - SHAUGHNESSY      | \$65,035      |
| KAREN      | WALTON        | 2300-512903 | 1   | 95010106 | Teacher-Special Ed      | S037 - SHAUGHNESSY      | \$93,497      |
| JAMES      | CLARK         | 2300-512903 | 1   | 98810606 | Teacher-Special Ed      | S038 - SULLIVAN JR HIGH | \$83,277      |
| VACANT     | VACANT        | 2300-512903 | 1   | 98810606 | Teacher-Special Ed      | S038 - SULLIVAN JR HIGH | \$60,000      |
| MELISSA    | HICKEY        | 2300-512903 | 1   | 98810606 | Teacher-Special Ed      | S038 - SULLIVAN JR HIGH | \$78,071      |
| DIANE      | KISIEL        | 2300-512903 | 1   | 98610606 | Teacher-Special Ed      | S038 - SULLIVAN JR HIGH | \$83,277      |
| BARBARA    | WESOLOWSKI    | 2300-512903 | 1   | 98810606 | Teacher-Special Ed      | S038 - SULLIVAN JR HIGH | \$78,071      |
| MICHELLE   | RHOADS        | 2300-512903 | 1   | 98810606 | Teacher-SPED Adjustment | S038 - SULLIVAN JR HIGH | \$73,695      |
| LORNA      | WILMOTT-GRANT | 2300-512903 | 1   | 98810606 | Teacher-SPED Adjustment | S038 - SULLIVAN JR HIGH | \$92,321      |
| JOHN       | DOHERTY       | 2300-512903 | 1   | 98810606 | Teacher-SPED CSA        | S038 - SULLIVAN JR HIGH | \$67,325      |
| COLLEEN    | PARRINGTON    | 2300-512903 | 1   | 98810606 | Teacher-SPED CSA        | S038 - SULLIVAN JR HIGH | \$80,620      |
| SYDNEY     | VILORIA       | 2300-512903 | 1   | 98810606 | Teacher-SPED CSA        | S038 - SULLIVAN JR HIGH | \$76,961      |

Lowell Public Schools  
FY 2018-19 Staff Salary

Staff Positions  
Listed by Position

| First Name | Last Name   | Account No. | FTE | Org No.  | Position                      | School Location   | Salary Budget |
|------------|-------------|-------------|-----|----------|-------------------------------|-------------------|---------------|
| AMAL       | HAIDAR      | 2300-512903 | 1   | 98910606 | Teacher-Special Ed            | S042 - WANG       | \$74,234      |
| KRISTEN    | IUDICE      | 2300-512903 | 1   | 98910606 | Teacher-Special Ed            | S042 - WANG       | \$81,806      |
| MEGHAN     | MONTOUR     | 2300-512903 | 1   | 98910606 | Teacher-Special Ed            | S042 - WANG       | \$82,589      |
| LISA       | MORGAN      | 2300-512903 | 1   | 98910606 | Teacher-Special Ed            | S042 - WANG       | \$77,649      |
| THEODORA   | PARAS       | 2300-512903 | 1   | 98910606 | Teacher-Special Ed            | S042 - WANG       | \$81,806      |
| KATHERINE  | PELLERITI   | 2300-512903 | 1   | 98910606 | Teacher-Special Ed            | S042 - WANG       | \$64,255      |
| KATELYN    | THOMAS      | 2300-512903 | 1   | 98910606 | Teacher-Special Ed            | S042 - WANG       | \$70,396      |
| CHRISTINA  | WELCH       | 2300-512903 | 1   | 98910606 | Teacher-SPED Adjustment       | S042 - WANG       | \$78,852      |
| JESSICA    | WINGET      | 2300-512903 | 1   | 98910606 | Teacher-SPED Adjustment       | S042 - WANG       | \$69,858      |
| MARGARET   | BOWLBY      | 2300-512903 | 1   | 95510106 | Teacher-SPED CSA              | S043 - WASHINGTON | \$64,255      |
| COREY      | DONOVAN     | 2300-512903 | 1   | 95510106 | Teacher-Special Ed            | S043 - WASHINGTON | \$49,626      |
| CHRISTA    | MURPHY      | 2300-512903 | 1   | 95510106 | Teacher-Special Ed            | S043 - WASHINGTON | \$56,551      |
| RUTHANN    | REIDT       | 2300-512903 | 1   | 95510106 | Teacher-Special Ed            | S043 - WASHINGTON | \$78,852      |
| DANYL      | WILLIAMS    | 2300-512903 | 1   | 95510106 | Teacher-Special Ed            | S043 - WASHINGTON | \$57,861      |
| JENNIFER   | ARAKELIAN   | 2300-512903 | 1   | 96010606 | Teacher-Special Ed            | S047 - STOKLOSA   | \$76,961      |
| ELIZABETH  | BORRELLI    | 2300-512903 | 1   | 96010606 | Teacher-SPED Adjustment       | S047 - STOKLOSA   | \$74,234      |
| CAROL      | BOUCHARD    | 2300-512903 | 1   | 96010606 | Teacher-Special Ed            | S047 - STOKLOSA   | \$74,234      |
| NANCY      | KANELLAS    | 2300-512903 | 1   | 96010606 | Teacher-Special Ed            | S047 - STOKLOSA   | \$85,122      |
| LISA       | MOORE       | 2300-512903 | 1   | 96010606 | Teacher-Special Ed            | S047 - STOKLOSA   | \$74,234      |
| LAUREN     | POTVIN      | 2300-512903 | 1   | 96010606 | Teacher-Special Ed            | S047 - STOKLOSA   | \$81,510      |
| MICHAEL    | SHUPE       | 2300-512903 | 1   | 96010606 | Teacher-SPED Adjustment       | S047 - STOKLOSA   | \$78,071      |
| CASEY      | BETTENCOURT | 2300-512903 | 1   | 95410106 | Teacher SPED - Language Based | S048 - CREST      | \$59,881      |
| BRYAN      | BRUNELLE    | 2300-512903 | 1   | 95410106 | Teacher-Special Ed            | S048 - CREST      | \$49,626      |
| CASSANDRA  | CLARK       | 2300-512903 | 1   | 95410106 | Teacher-Special Ed            | S048 - CREST      | \$54,001      |
| ERIN       | COLLINS     | 2300-512903 | 1   | 95410106 | Teacher-Special Ed            | S048 - CREST      | \$53,486      |
| STEPHANIE  | CROWELL     | 2300-512903 | 1   | 95410106 | Teacher-SPED CSA              | S048 - CREST      | \$77,649      |
| KIRSTIE    | GALLETTA    | 2300-512903 | 1   | 95410106 | Teacher-Special Ed            | S048 - CREST      | \$49,626      |
| SOPHIN     | TEP         | 2300-512903 | 1   | 95410106 | Teacher-Special Ed            | S048 - CREST      | \$49,626      |
| KAREN      | TYROS       | 2300-512903 | 1   | 95410106 | Teacher-SPED CSA              | S048 - CREST      | \$82,589      |
| VACANT     | VACANT      | 2300-512903 | 2   | 95410106 | Teacher-SPED CSA              | S048 - CREST      | \$120,000     |

Lowell Public Schools  
FY 2018-19 Staff Salary

Staff Positions  
Listed by Position

| First Name | Last Name | Account No. | FTE | Org No.  | Position           | School Location     | Salary Budget |
|------------|-----------|-------------|-----|----------|--------------------|---------------------|---------------|
| VACANT     | VACANT    | 2300-512903 | 1   | 98710606 | Teacher-Special Ed | S036 - ROGERS       | \$60,000      |
| VACANT     | VACANT    | 2300-512903 | 1   | 98610606 | Teacher-Special Ed | S035 - ROBINSON     | \$60,000      |
| VACANT     | VACANT    | 2300-512903 | -1  | 90110106 | Teacher-Special Ed | S001 - DISTRICTWIDE | -\$60,000     |
|            |           |             | 212 |          |                    |                     | \$15,922,943  |

Lowell Public Schools  
FY 2018-19 Staff Salary

Staff Positions  
Listed by Position

| First Name | Last Name | Account No. | FTE | Org No.  | Position                 | School Location  | Salary Budget |
|------------|-----------|-------------|-----|----------|--------------------------|------------------|---------------|
| JULIA      | WILKES    | 2300-512132 | 1   | 99322003 | Teacher-Hearing Impaired | S018 - LHS A     | \$84,556      |
| DONNA      | NEGROTTI  | 2300-512132 | 1   | 99322003 | Teacher-Hearing Impaired | S026 - MCAULIFFE | \$95,622      |
|            |           |             | 2   |          |                          |                  | \$180,178     |

Lowell Public Schools  
FY 2018-19 Staff Salary

Staff Positions  
Listed by Position

| First Name | Last Name | Account No. | FTE | Org No.  | Position                | School Location  | Salary Budget |
|------------|-----------|-------------|-----|----------|-------------------------|------------------|---------------|
| MICHAEL    | NANGLE    | 2300-512134 | 1   | 99325003 | Teacher-Vision Impaired | S026 - MCAULIFFE | \$74,234      |
|            |           |             | 1   |          |                         |                  | \$74,234      |

Lowell Public Schools  
FY 2018-19 Staff Salary

Staff Positions  
Listed by Position

| First Name | Last Name  | Account No. | FTE | Org No.  | Position    | School Location | Salary Budget |
|------------|------------|-------------|-----|----------|-------------|-----------------|---------------|
| JESSICA    | DESHARNAIS | 2300-512903 | 1   | 99330206 | Teacher-ABE | S025 - LINCOLN  | \$60,928      |
| LYN        | LEVASSEUR  | 2300-512903 | 1   | 92010103 | Teacher-ABE | S025 - LINCOLN  | \$70,396      |
|            |            |             | 2   |          |             |                 | \$131,324     |

Lowell Public Schools  
FY 2018-19 Staff Salary

Staff Positions  
Listed by Position

| First Name | Last Name  | Account No. | FTE | Org No.  | Position               | School Location   | Salary Budget |
|------------|------------|-------------|-----|----------|------------------------|-------------------|---------------|
| NICOLE     | BROWN      | 2300-512130 | 1   | 99320106 | OCCUPATIONAL THERAPIST | S027 - MCAVINNUE  | \$73,833      |
| AMY        | CLOUTIER   | 2300-512925 | 1   | 99320106 | COTA                   | S026 - MCAULIFFE  | \$32,973      |
| KATIANE    | CORREA     | 2300-512130 | 1   | 99320106 | COTA                   | S001 - ADMIN      | \$32,972      |
| MONICA     | EYNATIAN   | 2300-512130 | 1   | 99320106 | OCCUPATIONAL THERAPIST | S026 - MCAULIFFE  | \$81,381      |
| LORI       | HARTWIG    | 2300-512130 | 1   | 99320106 | COTA                   | S004 - BAILEY     | \$32,972      |
| LINDA      | MCELHINNEY | 2300-512130 | 1   | 99320106 | OCCUPATIONAL THERAPIST | S001 - ADMIN      | \$79,400      |
| CAROL      | O'NEIL     | 2300-512130 | 1   | 99320106 | PHYSICAL THERAPIST     | S026 - MCAULIFFE  | \$86,934      |
| ANGEL      | RICHMOND   | 2300-512130 | 1   | 99320106 | OCCUPATIONAL THERAPIST | S005 - BARTLETT   | \$74,234      |
| KRISTA     | SIOPE      | 2300-512130 | 1   | 99320106 | OCCUPATIONAL THERAPIST | S048 - CREST      | \$79,838      |
| BARBARA    | STRYKER    | 2300-512130 | 1   | 99320106 | PHYSICAL THERAPIST     | S001 - ADMIN      | \$85,758      |
| LISA       | TAYLOR     | 2300-512130 | 1   | 99320106 | OCCUPATIONAL THERAPIST | S004 - BAILEY     | \$79,838      |
| KIMBERLY   | TRAVIS     | 2300-512130 | 1   | 99320106 | OCCUPATIONAL THERAPIST | S013 - GREENHALGE | \$73,695      |
| DOREEN     | WEBER      | 2300-512130 | 1   | 99320106 | OCCUPATIONAL THERAPIST | S030 - MOREY      | \$83,277      |
| DEBORAH    | WEBSTER    | 2300-512130 | 1   | 99320106 | PHYSICAL THERAPIST     | S001 - ADMIN      | \$86,150      |
| VACANT     | VACANT     | 2300-512130 | 1   | 99320106 | COTA                   | S001 - ADMIN      | \$32,973      |
|            |            |             | 15  |          |                        |                   | \$1,016,228   |



Lowell Public Schools  
FY 2018-19 Staff Salary

Staff Positions  
Listed by Position

| First Name | Last Name | Account No. | FTE | Org No.  | Position                | School Location         | Salary Budget |
|------------|-----------|-------------|-----|----------|-------------------------|-------------------------|---------------|
| DANIELLE   | CARTER    | 2300-512131 | 1   | 99324103 | Teacher-Speech Language | S004 - BAILEY           | \$85,247      |
| ALEXIS     | ROBINSON  | 2300-512131 | 1   | 99324103 | SPEECH LANGUAGE ASSIST  | S004 - BAILEY           | \$39,313      |
| ALICE      | LEE       | 2300-512131 | 1   | 99324103 | Teacher-Speech Language | S005 - BARTLETT         | \$87,215      |
| TAYLOR     | SILVEIRA  | 2300-512131 | 1   | 99324103 | SPEECH LANGUAGE ASSIST  | S005 - BARTLETT         | \$40,500      |
| LAVINE     | ANGELICA  | 2300-512131 | 1   | 99324103 | Teacher-Speech Language | S007 - BUTLER           | \$54,001      |
| BELINDA    | PAUL      | 2300-512131 | 1   | 99324103 | Teacher-Speech Language | S011 - DALEY JR HIGH    | \$78,071      |
| GAIL       | THURSBY   | 2300-512131 | 1   | 99324103 | Teacher-Speech Language | S013 - GREENHALGE       | \$85,247      |
| SARAH      | ROSS      | 2300-512131 | 1   | 99324103 | Teacher-Speech Language | S014 - JOSEPH G. PYNE   | \$70,396      |
| LYNDSEY    | COWAN     | 2300-512131 | 1   | 99324103 | Teacher-Speech Language | S023 - LHS E            | \$83,277      |
| SONIA      | DESOUZA   | 2300-512131 | 1   | 99324103 | SPEECH LANGUAGE ASSIST  | S023 - LHS E            | \$40,500      |
| JANAS      | DEBRA     | 2300-512131 | 1   | 99324103 | Teacher-Speech Language | S025 - LINCOLN          | \$79,837      |
| MICHAEL    | DORMER    | 2300-512131 | 1   | 99324103 | Teacher-Speech Language | S026 - MCAULIFFE        | \$85,247      |
| MARILYN    | JONAS     | 2300-512131 | 1   | 99324103 | Teacher-Speech Language | S026 - MCAULIFFE        | \$90,340      |
| CONNOLLY   | EILEEN    | 2300-512131 | 1   | 99324103 | Teacher-Speech Language | S027 - MCAVINNUE        | \$70,396      |
| LORI       | MCCARTHY  | 2300-512131 | 1   | 99324103 | Teacher-Speech Language | S029 - MOODY ELEMENTAR\ | \$82,589      |
| KATIE      | FRECHETTE | 2300-512131 | 1   | 99324103 | Teacher-Speech Language | S030 - MOREY            | \$83,776      |
| STEPHANIE  | O'NEILL   | 2300-512131 | 1   | 99324103 | Teacher-Speech Language | S031 - MURKLAND         | \$64,255      |
| DEBRA      | SHANAHAN  | 2300-512131 | 1   | 99324103 | Teacher-Speech Language | S032 - PAWTUCKETVILLE   | \$87,215      |
| ROBIN      | PELLETIER | 2300-512131 | 1   | 99324103 | Teacher-Speech Language | S033 - REILLY           | \$79,838      |
| LAUREN     | SMITH     | 2300-512131 | 1   | 99324103 | Teacher-Speech Language | S035 - ROBINSON         | \$88,372      |
| SILVEIRA   | TAYLOR    | 2300-512131 | 1   | 99324103 | SPEECH LANGUAGE ASSIST  | S036 - ROGERS           | \$40,500      |
| MELISSA    | WARD      | 2300-512131 | 1   | 99324103 | Teacher-Speech Language | S036 - ROGERS           | \$85,247      |
| COURTNEY   | MAHONEY   | 2300-512131 | 1   | 99324103 | Teacher-Speech Language | S037 - SHAUGHNESSY      | \$65,035      |
| LESLIE     | LOPEZ     | 2300-512131 | 1   | 99324103 | Teacher-Speech Language | S038 - SULLIVAN JR HIGH | \$81,510      |
| KRISTEN    | CARTER    | 2300-512131 | 1   | 99324103 | Teacher-Speech Language | S042 - WANG             | \$64,255      |
| LINDSAY    | BUTTON    | 2300-512131 | 1   | 99324103 | Teacher-Speech Language | S043 - WASHINGTON       | \$70,396      |
| KRYSTAL    | GRATTA    | 2300-512131 | 1   | 99324103 | Teacher-Speech Language | S047 - STOKLOSA         | \$83,277      |
| LANGLOIS   | ANNEMARIE | 2300-512131 | 1   | 99324103 | Teacher-Speech Language | S048 - CREST            | \$57,861      |
|            |           |             | 28  |          |                         |                         | \$2,023,713   |

Lowell Public Schools  
FY 2018-19 Staff Salary

Staff Positions  
Listed by Position

| First Name | Last Name | Account No. | FTE | Org No.  | Position                  | School Location | Salary Budget |
|------------|-----------|-------------|-----|----------|---------------------------|-----------------|---------------|
| KATHERINE  | ORMSBY    | 2300-512925 | 1   | 99320106 | SIGN LANGUAGE INTERPRETER | S035 - ROBINSON | \$40,500      |
|            |           |             | 1   |          |                           |                 | \$40,500      |

Lowell Public Schools  
FY 2018-19 Staff Salary

Staff Positions  
Listed by Position

| First Name | Last Name   | Account No. | FTE | Org No.  | Position                | School Location | Salary Budget |
|------------|-------------|-------------|-----|----------|-------------------------|-----------------|---------------|
| MARYANN    | ABCUNAS     | 2300-512958 | 1   | 16110020 | NURSE-SPECIAL EDUCATION | S001 - ADMIN    | \$44,146      |
| JANICE     | ARCHAMBAULT | 3200-511000 | 1   | 99320104 | NURSE-SPECIAL EDUCATION | S017 - LHS      | \$45,703      |
| LEA        | FOLEY       | 3200-511000 | 1   | 99320104 | NURSE-SPECIAL EDUCATION | S017 - LHS      | \$44,146      |
| MARIANNE   | GASPARI     | 3200-511000 | 1   | 99320104 | NURSE-SPECIAL EDUCATION | T005 - BARTLETT | \$44,146      |
| MICHELLE   | VICENTE     | 2300-512958 | 1   | 16110020 | NURSE-SPECIAL EDUCATION | S005 - BARTLETT | \$44,146      |
|            |             |             | 5   |          |                         |                 | \$222,288     |

Lowell Public Schools  
FY 2018-19 Staff Salary

Staff Positions  
Listed by Position

| First Name | Last Name    | Account No. | FTE | Org No.  | Position                 | School Location | Salary Budget |
|------------|--------------|-------------|-----|----------|--------------------------|-----------------|---------------|
| ANN        | BRADY        | 2300-512104 | 1   | 99320106 | BEHAVIOR SPECIALIST      | S028 - MOLLOY   | \$88,860      |
| DEBORAH    | QUATTROCCHI  | 2300-512969 | 1   | 99328106 | BEHAVIOR SPECIALIST      | S001 - ADMIN    | \$86,548      |
| KAREN      | GARABEDIAN   | 2300-512141 | 1   | 16110020 | BEHAVIOR SPECIALIST      | S016 - LEBLANC  | \$92,212      |
| SARAH      | KIRANE       | 2300-512969 | 1   | 99328106 | BEHAVIOR SPECIALIST      | S048 - CREST    | \$84,981      |
| MEGAN      | STAPLES      | 2300-512104 | 1   | 99320106 | BEHAVIOR SPECIALIST      | T001 - ADMIN    | \$84,219      |
| CHRISTINE  | ADAMS        | 2300-512104 | 1   | 99320106 | CERTIFIIED BOARD BAH MOD | S048 - CREST    | \$100,657     |
| HEATHER    | FRUGOLI      | 2300-512104 | 1   | 99320106 | CERTIFIIED BOARD BAH MOD | S005 - BARTLETT | \$93,955      |
| DANIELLE   | ARCHAMBEAULT | 2300-512104 | 1   | 99320106 | CERTIFIIED BOARD BAH MOD | T001 - ADMIN    | \$97,173      |
| PAULA      | PETERS       | 2300-512104 | 1   | 99320106 | CERTIFIIED BOARD BAH MOD | T001 - ADMIN    | \$92,746      |
| MIKAELA    | KEEFE        | 2300-512104 | 1   | 99320106 | CERTIFIIED BOARD BAH MOD | T001 - ADMIN    | \$93,955      |
| MELANIE    | CHANDONNET   | 2300-512104 | 1   | 99320106 | CERTIFIIED BOARD BAH MOD | T001 - ADMIN    | \$90,418      |
| DANIEL     | DAVIS        | 2300-512104 | 1   | 99320106 | CERTIFIIED BOARD BAH MOD | T001 - ADMIN    | \$91,222      |
| ELIZABETH  | NOLAN-STACK  | 2300-512141 | 1   | 16110020 | CERTIFIIED BOARD BAH MOD | T001 - ADMIN    | \$91,222      |
|            |              |             | 13  |          |                          |                 | \$1,188,166   |

Lowell Public Schools  
FY 2018-19 Staff Salary

Staff Positions  
Listed by Position

| First Name | Last Name        | Account No. | FTE | Org No.  | Position                    | School Location | Salary Budget |
|------------|------------------|-------------|-----|----------|-----------------------------|-----------------|---------------|
| ATHANASIA  | BOUSIOS          | 2300-512137 | 1   | 99320106 | EVALUATION TEAM CHAIRPERSON | T001 - ADMIN    | \$97,945      |
| JOHN       | BREEN            | 2300-512137 | 1   | 99320106 | EVALUATION TEAM CHAIRPERSON | T001 - ADMIN    | \$91,994      |
| JANE       | CAMPBELL         | 2300-512141 | 1   | 16110020 | EVALUATION TEAM CHAIRPERSON | T001 - ADMIN    | \$113,162     |
| KERRI      | CLERMONT         | 2300-512137 | 1   | 99320106 | EVALUATION TEAM CHAIRPERSON | T001 - ADMIN    | \$92,345      |
| LISA       | COSSEBOOM        | 2300-512137 | 1   | 99320106 | EVALUATION TEAM CHAIRPERSON | T001 - ADMIN    | \$95,617      |
| ALEXIS     | FLORENCE         | 2300-512137 | 1   | 99320106 | EVALUATION TEAM CHAIRPERSON | T001 - ADMIN    | \$97,945      |
| JOHN       | FLORENCE         | 2300-512402 | 1   | 99310103 | EVALUATION TEAM CHAIRPERSON | T001 - ADMIN    | \$93,150      |
| RENEE      | FRAUMENI LIMAURO | 2300-512141 | 1   | 16110020 | EVALUATION TEAM CHAIRPERSON | T001 - ADMIN    | \$99,101      |
| ELLEN      | LANE             | 2300-512137 | 1   | 99320106 | EVALUATION TEAM CHAIRPERSON | T001 - ADMIN    | \$95,806      |
| MICHELLE   | MCARTHUR         | 2300-512137 | 1   | 99320106 | EVALUATION TEAM CHAIRPERSON | T001 - ADMIN    | \$100,257     |
| DEENA      | MELI             | 2300-512137 | 1   | 99320106 | EVALUATION TEAM CHAIRPERSON | T001 - ADMIN    | \$99,101      |
| SHAWNA     | MOTTRAM          | 2300-512137 | 1   | 99320106 | EVALUATION TEAM CHAIRPERSON | T001 - ADMIN    | \$88,861      |
| MARY       | MURPHY-PORKOLA   | 2300-512137 | 1   | 99320106 | EVALUATION TEAM CHAIRPERSON | T001 - ADMIN    | \$99,101      |
| TINA       | NUTTER           | 2300-512137 | 1   | 99320106 | EVALUATION TEAM CHAIRPERSON | T001 - ADMIN    | \$93,149      |
| JACQUELYN  | PATON            | 2300-512137 | 1   | 99320106 | EVALUATION TEAM CHAIRPERSON | T001 - ADMIN    | \$119,865     |
| ASHLEY     | PENNELL          | 2300-512137 | 1   | 99320106 | EVALUATION TEAM CHAIRPERSON | T001 - ADMIN    | \$95,617      |
|            |                  |             | 16  |          |                             |                 | \$1,573,016   |

Lowell Public Schools  
FY 2018-19 Staff Salary

Staff Positions  
Listed by Position

| First Name | Last Name   | Account No. | FTE | Org No.  | Position                     | School Location      | Salary Budget |
|------------|-------------|-------------|-----|----------|------------------------------|----------------------|---------------|
| MARIANNE   | CAIAZZA     | 2300-512958 | 1   | 90210103 | PARAPROFESSIONAL - CSA       | S004 - BAILEY        | \$23,064      |
| BONNIE     | GARY        | 2300-512958 | 1   | 90210106 | PARAPROFESSIONAL CSA         | S004 - BAILEY        | \$26,180      |
| LINDA-JOY  | GIGNAC      | 2300-512958 | 1   | 90210106 | PARAPROFESSIONAL CSA         | S004 - BAILEY        | \$33,701      |
| NANO       | KENNEWAY    | 2300-512958 | 1   | 90210106 | PARAPROFESSIONAL CSA         | S004 - BAILEY        | \$25,884      |
| GISEL      | NEGRON      | 2300-512958 | 1   | 90210106 | PARAPROFESSIONAL CSA         | S004 - BAILEY        | \$28,771      |
| PAMELA     | NOLAN       | 2300-512958 | 1   | 90210103 | PARAPROFESSIONAL CSA         | S004 - BAILEY        | \$30,035      |
| KATHRYN    | RINDO       | 2300-512958 | 1   | 90210106 | PARAPROFESSIONAL CSA         | S004 - BAILEY        | \$27,645      |
| GUSTAVO    | RODRIGUEZ   | 2300-512958 | 1   | 90210106 | PARAPROFESSIONAL CSA         | S004 - BAILEY        | \$31,026      |
| RICHARD    | CARABALLO   | 2300-512958 | 1   | 98310606 | PARAPROFESSIONAL SPED HEALTH | S005 - BARTLETT      | \$31,026      |
| AMY        | DWYER       | 2300-512958 | 1   | 98310606 | PARAPROFESSIONAL SPED HEALTH | S005 - BARTLETT      | \$28,636      |
| KATHLEEN   | FAMIGLIETTI | 2300-512958 | 1   | 98310606 | PARAPROFESSIONAL SPED HEALTH | S005 - BARTLETT      | \$34,692      |
| CAROL      | GOUVEIA     | 2300-512958 | 1   | 98310606 | PARAPROFESSIONAL SPED HEALTH | S005 - BARTLETT      | \$28,016      |
| VALERIE    | LOWELL      | 2300-512958 | 1   | 98310606 | PARAPROFESSIONAL SPED HEALTH | S005 - BARTLETT      | \$28,016      |
| CHERYL     | MCGEE       | 2300-512958 | 1   | 98310103 | PARAPROFESSIONAL SPED HEALTH | S005 - BARTLETT      | \$33,084      |
| AMITA      | MISTRY      | 2300-512958 | 1   | 98310103 | PARAPROFESSIONAL SPED HEALTH | S005 - BARTLETT      | \$34,889      |
| CHRISTINA  | OLIVEIRA    | 2300-512958 | 1   | 95010106 | PARAPROFESSIONAL SPED HEALTH | S005 - BARTLETT      | \$31,026      |
| JOHNNY     | PHAUK       | 2300-512958 | 1   | 98310606 | PARAPROFESSIONAL SPED HEALTH | S005 - BARTLETT      | \$31,026      |
| CHERYL     | ROONEY      | 2300-512958 | 1   | 98310606 | PARAPROFESSIONAL SPED HEALTH | S005 - BARTLETT      | \$28,636      |
| VACANT     | VACANT      | 2300-512958 | 1   | 98310606 | PARAPROFESSIONAL SPED HEALTH | S005 - BARTLETT      | \$25,000      |
| KIMBERLY   | VICENTE     | 2300-512958 | 1   | 98310606 | PARAPROFESSIONAL SPED HEALTH | S005 - BARTLETT      | \$25,903      |
| ANNA       | WOLF        | 2300-512958 | 1   | 98310606 | PARAPROFESSIONAL SPED HEALTH | S005 - BARTLETT      | \$25,609      |
| KAYLA      | ATHANASATOS | 2300-512958 | 1   | 98410606 | PARAPROFESSIONAL ED/BD       | S007 - BUTLER        | \$28,715      |
| BRYAN      | CALLAHAN    | 2300-512958 | 1   | 16110020 | PARAPROFESSIONAL SPED        | S007 - BUTLER        | \$23,572      |
| JULIE      | COOPER      | 2300-512903 | 1   | 98410606 | PARAPROFESSIONAL ED/BD       | S007 - BUTLER        | \$30,035      |
| MATTHEW    | FRASER      | 2300-512958 | 1   | 98410603 | PARAPROFESSIONAL 1:1         | S007 - BUTLER        | \$28,715      |
| ANDREW     | LUCAS       | 2300-512958 | 1   | 98410606 | PARAPROFESSIONAL SPED        | S007 - BUTLER        | \$30,035      |
| SARAH      | BLIER       | 2300-512958 | 1   | 98510606 | PARAPROFESSIONAL - CSA       | S011 - DALEY JR HIGH | \$31,026      |
| MARGARET   | DRISCOLL    | 2300-512958 | 1   | 98510606 | PARAPROFESSIONAL - LEAP      | S011 - DALEY JR HIGH | \$37,055      |
| EDWIN      | HARRIS      | 2300-512958 | 1   | 98510606 | PARAPROFESSIONAL 1:1         | S011 - DALEY JR HIGH | \$32,381      |
| JESSICA    | JONES       | 2300-512958 | 1   | 98510606 | PARAPROFESSIONAL - CSA       | S011 - DALEY JR HIGH | \$24,737      |

Lowell Public Schools  
FY 2018-19 Staff Salary

Staff Positions  
Listed by Position

| First Name | Last Name  | Account No. | FTE | Org No.  | Position                | School Location       | Salary Budget |
|------------|------------|-------------|-----|----------|-------------------------|-----------------------|---------------|
| RIKHAV     | KOTHARI    | 2300-512958 | 1   | 98510606 | PARAPROFESSIONAL 1:1    | S011 - DALEY JR HIGH  | \$28,715      |
| MARGARITA  | KUILAN     | 2300-512958 | 1   | 98510606 | PARAPROFESSIONAL - LEAP | S011 - DALEY JR HIGH  | \$35,466      |
| HELEN      | MANAHAN    | 2300-512958 | 1   | 98510606 | PARAPROFESSIONAL 1:1    | S011 - DALEY JR HIGH  | \$28,715      |
| HADEEL     | MOUSA      | 2300-512958 | 1   | 98510606 | PARAPROFESSIONAL - SPED | S011 - DALEY JR HIGH  | \$28,636      |
| AMY        | ROGERS     | 2300-512958 | 1   | 98510606 | PARAPROFESSIONAL - CSA  | S011 - DALEY JR HIGH  | \$31,026      |
| MAUREEN    | ROGERS     | 2300-512958 | 1   | 16110020 | PARAPROFESSIONAL - LEAP | S011 - DALEY JR HIGH  | \$33,735      |
| NIDHAL     | SHAKIR     | 2300-512958 | 1   | 98510606 | PARAPROFESSIONAL - CSA  | S011 - DALEY JR HIGH  | \$27,646      |
| LINDA      | SHERMAN    | 2300-512958 | 1   | 98510603 | PARAPROFESSIONAL 1:1    | S011 - DALEY JR HIGH  | \$23,191      |
| KAREN      | SILVA      | 2300-512958 | 1   | 98510606 | PARAPROFESSIONAL - CSA  | S011 - DALEY JR HIGH  | \$40,448      |
| ELIANA     | SIMPSON    | 2300-512958 | 1   | 98510606 | PARAPROFESSIONAL - CSA  | S011 - DALEY JR HIGH  | \$22,737      |
| JOSELINE   | AHISHAKIYE | 2300-512958 | 1   | 91510106 | PARAPROFESSIONAL CSA    | S013 - GREENHALGE     | \$31,026      |
| ELAINE     | BOUCHER    | 2300-512958 | 1   | 91510106 | PARAPROFESSIONAL CSA    | S013 - GREENHALGE     | \$29,521      |
| SYLVIA     | BOULES     | 2300-512958 | 1   | 91510106 | PARAPROFESSIONAL CSA    | S013 - GREENHALGE     | \$27,645      |
| CYNTHIA    | BURNS      | 2300-512958 | 1   | 16110020 | PARAPROFESSIONAL CSA    | S013 - GREENHALGE     | \$33,735      |
| LAURA      | CLEMENT    | 2300-512958 | 1   | 91510103 | PARAPROFESSIONAL CSA    | S013 - GREENHALGE     | \$24,981      |
| JOHN       | DEANGELIS  | 2300-512958 | 1   | 16110020 | PARAPROFESSIONAL CSA    | S013 - GREENHALGE     | \$28,771      |
| LAURA      | DILLON     | 2300-512958 | 1   | 91510103 | PARAPROFESSIONAL CSA    | S013 - GREENHALGE     | \$28,713      |
| MEGHAN     | GEARY      | 2300-512958 | 1   | 91510106 | PARAPROFESSIONAL CSA    | S013 - GREENHALGE     | \$27,645      |
| ASHLEY     | LYNCH      | 2300-512958 | 1   | 91510106 | PARAPROFESSIONAL CSA    | S013 - GREENHALGE     | \$27,645      |
| SHAYNA     | ROPER      | 2300-512958 | 1   | 91510106 | PARAPROFESSIONAL CSA    | S013 - GREENHALGE     | \$23,364      |
| DEBRA      | ROPER      | 2300-512958 | 1   | 91510106 | PARAPROFESSIONAL CSA    | S013 - GREENHALGE     | \$35,466      |
| WASSAN     | SALEM      | 2300-512958 | 1   | 91510106 | PARAPROFESSIONAL CSA    | S013 - GREENHALGE     | \$30,035      |
| JENNIFER   | SHEEHY     | 2300-512958 | 1   | 91510106 | PARAPROFESSIONAL CSA    | S013 - GREENHALGE     | \$28,016      |
| TARESSA    | BAZDANES   | 2300-512958 | 1   | 91810106 | PARAPROFESSIONAL CSA    | S014 - JOSEPH G. PYNE | \$23,991      |
| JESSICA    | CRUZ       | 2300-512958 | 1   | 91810106 | PARAPROFESSIONAL CSA    | S014 - JOSEPH G. PYNE | \$22,737      |
| ALEXANDRA  | EMRICK     | 2300-512958 | 1   | 91810106 | PARAPROFESSIONAL CSA    | S014 - JOSEPH G. PYNE | \$27,645      |
| TAMARA     | FLORES     | 2300-512958 | 1   | 91810103 | PARAPROFESSIONAL CSA    | S014 - JOSEPH G. PYNE | \$27,645      |
| KRISTINE   | HALEY      | 2300-512958 | 1   | 91810106 | PARAPROFESSIONAL CSA    | S014 - JOSEPH G. PYNE | \$31,026      |
| TIMOTHY    | LABRANCHE  | 2300-512958 | 1   | 91810106 | PARAPROFESSIONAL 1:1    | S014 - JOSEPH G. PYNE | \$26,324      |
| ANGELA     | MARTINEZ   | 2300-512958 | 1   | 91810106 | PARAPROFESSIONAL CSA    | S014 - JOSEPH G. PYNE | \$32,883      |

Lowell Public Schools  
FY 2018-19 Staff Salary

Staff Positions  
Listed by Position

| First Name | Last Name          | Account No. | FTE | Org No.  | Position                      | School Location       | Salary Budget |
|------------|--------------------|-------------|-----|----------|-------------------------------|-----------------------|---------------|
| DANIELLE   | MINER              | 2300-512958 | 1   | 91810106 | PARAPROFESSIONAL CSA          | S014 - JOSEPH G. PYNE | \$31,026      |
| IDALIS     | MONSERRATE         | 2300-512958 | 1   | 91810106 | PARAPROFESSIONAL CSA          | S014 - JOSEPH G. PYNE | \$23,108      |
| LORI       | POSCO              | 2300-512958 | 1   | 91810106 | PARAPROFESSIONAL CSA          | S014 - JOSEPH G. PYNE | \$29,521      |
| YAJAIRA    | RODRIGUEZ          | 2300-512958 | 1   | 91810106 | PARAPROFESSIONAL HEALTH 1:1   | S014 - JOSEPH G. PYNE | \$24,354      |
| NATALY     | RODRIGUEZ-ANDRADES | 2300-512958 | 1   | 91810106 | PARAPROFESSIONAL CSA          | S014 - JOSEPH G. PYNE | \$25,505      |
| PAULA      | SEVIGNY            | 2300-512958 | 1   | 91810106 | PARAPROFESSIONAL CSA          | S014 - JOSEPH G. PYNE | \$32,745      |
| AIDA       | SILVA              | 2300-512958 | 1   | 91810106 | PARAPROFESSIONAL CSA          | S014 - JOSEPH G. PYNE | \$24,099      |
| KERRI      | SOROTA             | 2300-512958 | 1   | 91810106 | PARAPROFESSIONAL CSA          | S014 - JOSEPH G. PYNE | \$34,692      |
| JEFFREY    | TENCZAR            | 2300-512958 | 1   | 91810106 | PARAPROFESSIONAL CSA          | S014 - JOSEPH G. PYNE | \$31,026      |
| DARRYL     | DAVIS              | 2300-512958 | 1   | 91920106 | PARAPROFESSIONAL ED/BD SALARY | S015 - LAURA LEE      | \$27,781      |
| KARLA      | FOTOPOULOS         | 2300-512958 | 1   | 91920106 | PARAPROFESSIONAL ED/BD SALARY | S015 - LAURA LEE      | \$30,035      |
| TERRI      | HOFFMAN            | 2300-512958 | 1   | 91920106 | PARAPROFESSIONAL ED/BD SALARY | S015 - LAURA LEE      | \$30,035      |
| EDWARD     | MCDERMOTT          | 2300-512958 | 1   | 91920106 | PARAPROFESSIONAL ED/BD SALARY | S015 - LAURA LEE      | \$23,747      |
| SARAH      | WILSON             | 2300-512958 | 1   | 91920106 | PARAPROFESSIONAL ED/BD SALARY | S015 - LAURA LEE      | \$24,893      |
| LUIS       | MORALES            | 2300-512958 | 1   | 91920106 | PARAPROFESSIONAL ED/BD SALARY | S016 - LEBLANC        | \$23,107      |
| AMANDA     | LOISELLE           | 2300-512958 | 1   | 93510106 | PARAPROFESSIONAL ED/BD SALARY | S016 - LEBLANC        | \$23,364      |
| ELIZABETH  | MORALES            | 2300-512958 | 1   | 93510106 | PARAPROFESSIONAL ED/BD SALARY | S016 - LEBLANC        | \$23,364      |
| MATTHEW    | SHEPARD            | 2300-512958 | 1   | 16110020 | PARAPROFESSIONAL ED/BD SALARY | S016 - LEBLANC        | \$27,026      |
| LUZ        | SMITH              | 2300-512958 | 1   | 16110020 | PARAPROFESSIONAL ED/BD SALARY | S016 - LEBLANC        | \$33,701      |
| JENNIFER   | WELSH              | 2300-512958 | 1   | 16110020 | PARAPROFESSIONAL ED/BD SALARY | S016 - LEBLANC        | \$30,035      |
| WILLIAM    | BAHOU              | 2300-512958 | 1   | 99010712 | PARAPROFESSIONAL HEALTH CSA   | S017 - LHS            | \$31,026      |
| DONNA      | BROWN              | 2300-512958 | 1   | 99010712 | PARAPROFESSIONAL HEALTH CSA   | S017 - LHS            | \$28,016      |
| CAROLYN    | DEMERS             | 2300-512958 | 1   | 16110020 | PARAPROFESSIONAL HEALTH SPED  | S017 - LHS            | \$37,127      |
| NICHOLAS   | DIAMANTOPOULOS     | 2300-512958 | 1   | 16110020 | PARAPROFESSIONAL SPED         | S017 - LHS            | \$34,889      |
| STEPHEN    | FELDE              | 2300-512958 | 1   | 99010712 | PARAPROFESSIONAL CSA          | S017 - LHS            | \$28,715      |
| SUZANNE    | GHADBAN            | 2300-512958 | 1   | 99010712 | PARAPROFESSIONAL HEALTH 1:1   | S017 - LHS            | \$24,981      |
| CHARLES    | HARTNETT           | 2300-512958 | 1   | 99010712 | PARAPROFESSIONAL SPED         | S017 - LHS            | \$33,701      |
| ERIC       | KATES              | 2300-512958 | 1   | 99010712 | PARAPROFESSIONAL ED/BD SALARY | S017 - LHS            | \$30,035      |
| MICHAEL    | LOHMER             | 2300-512958 | 1   | 99010712 | PARAPROFESSIONAL HEALTH SPED  | S017 - LHS            | \$37,201      |
| VIANKA     | LOPEZ              | 2300-512958 | 1   | 99010712 | PARAPROFESSIONAL HEALTH SPED  | S017 - LHS            | \$30,273      |



Lowell Public Schools  
FY 2018-19 Staff Salary

Staff Positions  
Listed by Position

| First Name | Last Name   | Account No. | FTE | Org No.  | Position                       | School Location  | Salary Budget |
|------------|-------------|-------------|-----|----------|--------------------------------|------------------|---------------|
| JANE-SARAH | MACFARLANE  | 2300-512958 | 1   | 99010712 | PARAPROFESSIONAL HEALTH SPED   | S017 - LHS       | \$28,636      |
| CHARLENE   | MACLEAN     | 2300-512958 | 1   | 99010712 | PARAPROFESSIONAL HEALTH SPED   | S017 - LHS       | \$34,692      |
| SUAD       | MANSOUR     | 2300-512958 | 1   | 99010712 | PARAPROFESSIONAL SPED          | S017 - LHS       | \$28,715      |
| DONNA      | MURPHY      | 2300-512958 | 1   | 99010712 | PARAPROFESSIONAL SPED          | S017 - LHS       | \$28,530      |
| JAMES      | OUELLETTE   | 2300-512958 | 1   | 16110020 | PARAPROFESSIONAL HEALTH SPED   | S017 - LHS       | \$28,016      |
| MYLENE     | RODRIGUEZ   | 2300-512958 | 1   | 99010712 | PARAPROFESSIONAL HEALTH 1:1    | S017 - LHS       | \$36,261      |
| MARK       | RONAN       | 2300-512958 | 1   | 99010712 | PARAPROFESSIONAL HEALTH SPED   | S017 - LHS       | \$31,026      |
| GRAHAM     | TINGLEY     | 2300-512958 | 1   | 99010712 | PARAPROFESSIONAL ED/BD SALARY  | S017 - LHS       | \$33,701      |
| MICHELLE   | WILLIAMS    | 2300-512958 | 1   | 99010712 | PARAPROFESSIONAL SP EDUCATIONS | S017 - LHS       | \$31,424      |
| JEFFREY    | COSTA       | 2300-512958 | 1   | 99010712 | PARAPROFESSIONAL ED/BD SALARY  | S019 - LHS B     | \$30,035      |
| ANGIE      | COLON       | 2300-512958 | 1   | 99010712 | PARAPROFESSIONAL ED/BD SALARY  | S023 - LHS E     | \$27,026      |
| JONATHAN   | COX         | 2300-512958 | 1   | 16110020 | PARAPROFESSIONAL ED/BD SALARY  | S023 - LHS E     | \$30,035      |
| NICOLE     | DURAND      | 2300-512958 | 1   | 99010712 | PARAPROFESSIONAL HEALTH 1:1    | S017 - LHS       | \$23,107      |
| VACANT     | VACANT      | 2300-512958 | 1   | 99010712 | PARAPROFESSIONAL 1:1           | S017 - LHS       | \$25,000      |
| JESSICA    | LOAIZA      | 2300-512958 | 1   | 99010712 | PARAPROFESSIONAL ED/BD SALARY  | S017 - LHS       | \$23,107      |
| PHILIP     | SMITH       | 2300-512958 | 1   | 99010712 | PARAPROFESSIONAL ED/BD SALARY  | S017 - LHS       | \$27,645      |
| RHONDA     | BAILEY      | 2300-512958 | 1   | 97510103 | PARAPROFESSIONAL 1:1           | S026 - MCAULIFFE | \$21,787      |
| DIANE      | COTE-ROY    | 2300-512958 | 1   | 97510106 | PARAPROFESSIONAL HEALTH SPED   | S026 - MCAULIFFE | \$39,582      |
| LAUREN     | LEPINE      | 2300-512958 | 1   | 97510106 | PARAPROFESSIONAL HEALTH 1:1    | S026 - MCAULIFFE | \$33,875      |
| SAHAR      | ABDULRAZZAK | 2300-512958 | 1   | 91210106 | PARAPROFESSIONAL CSA           | S027 - MCAVINNUE | \$23,614      |
| TYLDA      | BAHOU       | 2300-512958 | 1   | 16110020 | PARAPROFESSIONAL CSA           | S027 - MCAVINNUE | \$33,701      |
| EILEEN     | GRENHAM     | 2300-512958 | 1   | 16110020 | PARAPROFESSIONAL HEALTH SPED   | S027 - MCAVINNUE | \$31,419      |
| CHRISTINE  | HOFFMAN     | 2300-512958 | 1   | 91210103 | PARAPROFESSIONAL CSA           | S027 - MCAVINNUE | \$25,705      |
| NADIA      | JASIM       | 2300-512958 | 1   | 91210106 | PARAPROFESSIONAL CSA           | S027 - MCAVINNUE | \$27,645      |
| KATHY      | MCDONALD    | 2300-512958 | 1   | 16110020 | PARAPROFESSIONAL CSA           | S027 - MCAVINNUE | \$32,745      |
| JUDITH     | MIDDLETON   | 2300-512958 | 1   | 91210106 | PARAPROFESSIONAL HEALTH CSA    | S027 - MCAVINNUE | \$24,913      |
| JACKIE     | MURPHY      | 2300-512958 | 1   | 91210106 | PARAPROFESSIONAL 1:1           | S027 - MCAVINNUE | \$22,737      |
| COURTNEY   | PATTERSON   | 2300-512958 | 1   | 91210106 | PARAPROFESSIONAL CSA           | S027 - MCAVINNUE | \$27,645      |
| ARIANA     | RAMIREZ     | 2300-512958 | 1   | 16110020 | PARAPROFESSIONAL CSA           | S027 - MCAVINNUE | \$32,745      |
| CLAUDINEIA | SEZINE      | 2300-512958 | 1   | 16110020 | PARAPROFESSIONAL CSA           | S027 - MCAVINNUE | \$36,210      |

Lowell Public Schools  
FY 2018-19 Staff Salary

Staff Positions  
Listed by Position

| First Name | Last Name    | Account No. | FTE | Org No.  | Position                     | School Location       | Salary Budget |
|------------|--------------|-------------|-----|----------|------------------------------|-----------------------|---------------|
| REGINA     | VELASQUEZ    | 2300-512958 | 1   | 91210106 | PARAPROFESSIONAL CSA         | S027 - MCAVINNUE      | \$34,405      |
| ROSEMARY   | GUDEWICH     | 2300-512958 | 1   | 92710103 | PARAPROFESSIONAL SPED        | S100 - DISTRICTWIDE   | \$33,084      |
| REGINA     | CLANCY       | 2300-512958 | 1   | 93010106 | PARAPROFESSIONAL SPED        | S030 - MOREY          | \$28,771      |
| CASANDRA   | HEILIG       | 2300-512958 | 1   | 93010106 | PARAPROFESSIONAL HEALTH SPED | S030 - MOREY          | \$24,981      |
| HEATHER    | KELLEHER     | 2300-512958 | 1   | 93010103 | PARAPROFESSIONAL 1:1         | S030 - MOREY          | \$33,084      |
| SANDRA     | LEVESQUE     | 2300-512958 | 1   | 93010106 | PARAPROFESSIONAL HEALTH SPED | S030 - MOREY          | \$35,394      |
| VARINA     | SILVA        | 2300-512958 | 1   | 99310103 | PARAPROFESSIONAL SPED        | S030 - MOREY          | \$23,355      |
| ANNETTE    | WILENSKY     | 2300-512958 | 1   | 93010106 | PARAPROFESSIONAL HEALTH SPED | S030 - MOREY          | \$31,026      |
| KAREN      | MCPHILLIPS   | 2300-512958 | 1   | 98010106 | PARAPROFESSIONAL ED/BD       | S031 - MURKLAND       | \$34,405      |
| JANET      | MEEHAN       | 2300-512958 | 1   | 98010103 | PARAPROFESSIONAL HEALTH SPED | S031 - MURKLAND       | \$36,261      |
| ADITA      | RODRIGUEZ    | 2300-512958 | 1   | 98010106 | PARAPROFESSIONAL ED/BD SPED  | S031 - MURKLAND       | \$23,613      |
| KIMBERLY   | SOUSA        | 2300-512958 | 1   | 98010106 | PARAPROFESSIONAL ED/BD       | S031 - MURKLAND       | \$36,210      |
| KATHERINE  | BURGESS      | 2300-512958 | 1   | 93610106 | PARAPROFESSIONAL HEALTH CSA  | S032 - PAWTUCKETVILLE | \$28,636      |
| PAULA      | DANG         | 2300-512958 | 1   | 93610106 | PARAPROFESSIONAL HEALTH CSA  | S032 - PAWTUCKETVILLE | \$24,099      |
| YUNIOR     | FERNANDEZ    | 2300-512958 | 1   | 93610106 | PARAPROFESSIONAL HEALTH CSA  | S032 - PAWTUCKETVILLE | \$24,605      |
| LISA       | FREKER       | 2300-512958 | 1   | 93610106 | PARAPROFESSIONAL HEALTH CSA  | S032 - PAWTUCKETVILLE | \$31,419      |
| NOREEN     | KENNEDY      | 2300-512958 | 1   | 93610106 | PARAPROFESSIONAL HEALTH CSA  | S032 - PAWTUCKETVILLE | \$30,035      |
| RYAN       | NOCELLA      | 2300-512958 | 1   | 93610106 | PARAPROFESSIONAL ED/BD       | S032 - PAWTUCKETVILLE | \$26,270      |
| COREY      | SILVA        | 2300-512958 | 1   | 93610106 | PARAPROFESSIONAL ED/BD       | S032 - PAWTUCKETVILLE | \$22,737      |
| STEPHEN    | ST JEAN      | 2300-512958 | 1   | 93610106 | PARAPROFESSIONAL CSA         | S032 - PAWTUCKETVILLE | \$22,737      |
| KATHLEEN   | TINGLEY      | 2300-512958 | 1   | 93610103 | PARAPROFESSIONAL CSA         | S032 - PAWTUCKETVILLE | \$32,381      |
| SAMANTHA   | WONSON       | 2300-512958 | 1   | 93610106 | PARAPROFESSIONAL HEALTH CSA  | S032 - PAWTUCKETVILLE | \$31,026      |
| STACEY     | WONSON       | 2300-512958 | 1   | 93610106 | PARAPROFESSIONAL HEALTH CSA  | S032 - PAWTUCKETVILLE | \$24,099      |
| SAMANTHA   | STONE        | 2300-512958 | 1   | 93610106 | PARAPROFESSIONAL ED/BD       | S032 - PAWTUCKETVILLE | \$27,646      |
| MICHAEL    | MCGONIGLE    | 2300-512958 | 1   | 94010106 | PARAPROFESSIONAL ED/BD       | S033 - REILLY         | \$30,035      |
| PAULA      | RODRIGUEZ    | 2300-512958 | 1   | 94010106 | PARAPROFESSIONAL SPED        | S033 - REILLY         | \$33,155      |
| EMILY      | STUTZ        | 2300-512958 | 1   | 94010106 | PARAPROFESSIONAL ED/BD       | S033 - REILLY         | \$23,364      |
| MARY       | BRADY        | 2300-512958 | 1   | 98610606 | PARAPROFESSIONAL HEALTH CSA  | S035 - ROBINSON       | \$25,375      |
| SUZANNE    | DELESDERNIER | 2300-512958 | 1   | 98610606 | PARAPROFESSIONAL 1:1         | S035 - ROBINSON       | \$32,381      |
| PAUL       | EGAN         | 2300-512958 | 1   | 98610606 | PARAPROFESSIONAL 1:1         | S035 - ROBINSON       | \$28,636      |

Lowell Public Schools  
FY 2018-19 Staff Salary

Staff Positions  
Listed by Position

| First Name  | Last Name | Account No. | FTE | Org No.  | Position                         | School Location     | Salary Budget |
|-------------|-----------|-------------|-----|----------|----------------------------------|---------------------|---------------|
| GRACE       | GRAHAM    | 2300-512958 | 1   | 98610603 | PARAPROFESSIONAL SPED            | S035 - ROBINSON     | \$34,816      |
| SHARON      | MURPHY    | 2300-512958 | 1   | 16110020 | PARAPROFESSIONAL HEALTH CSA      | S035 - ROBINSON     | \$28,016      |
| LEEANN      | NEWCOMB   | 2300-512958 | 1   | 98610606 | PARAPROFESSIONAL SPED            | S035 - ROBINSON     | \$34,889      |
| DIANE       | SHIELDS   | 2300-512958 | 1   | 98610603 | PARAPROFESSIONAL SPED            | S035 - ROBINSON     | \$36,548      |
| CHERYL      | STINSON   | 2300-512958 | 1   | 98610603 | PARAPROFESSIONAL SPED            | S035 - ROBINSON     | \$36,478      |
| VACANT      | VACANT    | 2300-512958 | 1   | 98610603 | PARAPROFESSIONAL SPED            | S035 - ROBINSON     | \$25,000      |
| NANCY       | BRUM      | 2300-512958 | 1   | 98710606 | PARAPROFESSIONAL ED/BD CSA PRES  | S100 - DISTRICTWIDE | \$23,727      |
| KATHERINE   | CAIRA     | 2300-512958 | 1   | 98710606 | PARAPROFESSIONAL CSA             | S036 - ROGERS       | \$31,026      |
| ELIZABETH   | COTE      | 2300-512958 | 1   | 98710606 | PARAPROFESSIONAL ED/BD CSA PRES  | S100 - DISTRICTWIDE | \$27,645      |
| RAYANN      | DURAND    | 2300-512958 | 1   | 98710606 | PARAPROFESSIONAL - HEALTH 1:1    | S036 - ROGERS       | \$26,855      |
| ZAKIA       | FERDOUSI  | 2300-512958 | 1   | 98710606 | PARAPROFESSIONAL HEALTH SPED 1:1 | S036 - ROGERS       | \$31,026      |
| BRYAN       | GUDEWICH  | 2300-512958 | 1   | 98710606 | PARAPROFESSIONAL CSA             | S036 - ROGERS       | \$30,035      |
| CHRISTOPHER | HICKMAN   | 2300-512958 | 1   | 98710606 | PARAPROFESSIONAL CSA             | S036 - ROGERS       | \$23,613      |
| GHYZLENE    | LAQUI     | 2300-512958 | 1   | 98710606 | PARAPROFESSIONAL CSA             | S036 - ROGERS       | \$30,035      |
| CHELSEY     | LUIS      | 2300-512958 | 1   | 98710603 | PARAPROFESSIONAL CSA             | S036 - ROGERS       | \$30,035      |
| VIJITHA     | MALLU     | 2300-512958 | 1   | 98710606 | PARAPROFESSIONAL CSA             | S036 - ROGERS       | \$27,645      |
| HIND        | RUSHDI    | 2300-512958 | 1   | 98710603 | PARAPROFESSIONAL SPED 1:1        | S036 - ROGERS       | \$27,646      |
| LYNN        | STEAD     | 2300-512958 | 1   | 98710603 | PARAPROFESSIONAL HEALTH CSA      | S036 - ROGERS       | \$35,466      |
| CHRISTINE   | TESSIER   | 2300-512958 | 1   | 98710606 | PARAPROFESSIONAL CSA             | S036 - ROGERS       | \$30,035      |
| SALYNA      | WANG      | 2300-512958 | 1   | 98710606 | PARAPROFESSIONAL HEALTH CSA      | S036 - ROGERS       | \$31,026      |
| KATIE       | BRODEUR   | 2300-512958 | 1   | 95010106 | PARAPROFESSIONAL HEALTH CSA      | S037 - SHAUGHNESSY  | \$31,026      |
| GAIL        | BRODEUR   | 2300-512958 | 1   | 95010106 | PARAPROFESSIONAL HEALTH CSA      | S037 - SHAUGHNESSY  | \$37,054      |
| SOPHIA      | CRAWFORD  | 2300-512958 | 1   | 95010106 | PARAPROFESSIONAL 1:1             | S037 - SHAUGHNESSY  | \$37,006      |
| JULIANA     | CRUZ      | 2300-512958 | 1   | 95010106 | PARAPROFESSIONAL HEALTH CSA      | S037 - SHAUGHNESSY  | \$26,013      |
| SHONICA     | DAVIS     | 2300-512958 | 1   | 95010106 | PARAPROFESSIONAL HEALTH CSA      | S037 - SHAUGHNESSY  | \$25,505      |
| PATRICIA    | GAY       | 2300-512958 | 1   | 95010106 | PARAPROFESSIONAL CSA             | S037 - SHAUGHNESSY  | \$36,138      |
| STAMATIA    | LEBOEUF   | 2300-512958 | 1   | 95010106 | PARAPROFESSIONAL HEALTH CSA      | S037 - SHAUGHNESSY  | \$26,855      |
| JEAN        | MCDERMOTT | 2300-512958 | 1   | 95010106 | PARAPROFESSIONAL HEALTH CSA      | S037 - SHAUGHNESSY  | \$31,026      |
| EMILY       | MILLETT   | 2300-512958 | 1   | 95010106 | PARAPROFESSIONAL 1:1             | S037 - SHAUGHNESSY  | \$33,701      |
| BETH        | MORAN     | 2300-512958 | 1   | 95010106 | PARAPROFESSIONAL HEALTH CSA      | S037 - SHAUGHNESSY  | \$34,602      |

Lowell Public Schools  
FY 2018-19 Staff Salary

Staff Positions  
Listed by Position

| First Name  | Last Name | Account No. | FTE | Org No.  | Position                      | School Location         | Salary Budget |
|-------------|-----------|-------------|-----|----------|-------------------------------|-------------------------|---------------|
| CHRISTOPHER | PARKE     | 2300-512958 | 1   | 95010106 | PARAPROFESSIONAL CSA          | S037 - SHAUGHNESSY      | \$32,745      |
| SHELAGH     | PICKETT   | 2300-512958 | 1   | 95010106 | PARAPROFESSIONAL 1:1          | S037 - SHAUGHNESSY      | \$36,210      |
| NINA        | SILVA     | 2300-512958 | 1   | 95010106 | PARAPROFESSIONAL HEALTH CSA   | S037 - SHAUGHNESSY      | \$29,521      |
| MAUREEN     | SOUICY    | 2300-512958 | 1   | 16110020 | PARAPROFESSIONAL HEALTH CSA   | S037 - SHAUGHNESSY      | \$35,394      |
| CHANNY      | CHORN     | 2300-512958 | 1   | 98810606 | PARAPROFESSIONAL 1:1          | S038 - SULLIVAN JR HIGH | \$26,955      |
| PETER       | SEPE      | 2300-512958 | 1   | 98810606 | PARAPROFESSIONAL ED/BD        | S038 - SULLIVAN JR HIGH | \$22,737      |
| BARRY       | FRANCOEUR | 2300-512958 | 1   | 98810606 | PARAPROFESSIONAL ED/BD SALARY | S038 - SULLIVAN JR HIGH | \$30,035      |
| DONALD      | GOODICK   | 2300-512958 | 1   | 98810603 | PARAPROFESSIONAL CSA          | S038 - SULLIVAN JR HIGH | \$28,715      |
| JENNIFER    | HUGHES    | 2300-512958 | 1   | 98810603 | PARAPROFESSIONAL ED/BD SALARY | S038 - SULLIVAN JR HIGH | \$30,035      |
| MEAGHAN     | KEEFE     | 2300-512958 | 1   | 98810606 | PARAPROFESSIONAL CSA          | S038 - SULLIVAN JR HIGH | \$32,066      |
| AUBREY      | LABONTE   | 2300-512958 | 1   | 98810606 | PARAPROFESSIONAL CSA 1:1      | S038 - SULLIVAN JR HIGH | \$30,035      |
| PAUL        | DALEY     | 2300-512958 | 1   | 98810606 | PARAPROFESSIONAL CSA          | S038 - SULLIVAN JR HIGH | \$31,749      |
| DARLENE     | MAHONEY   | 2300-512958 | 1   | 16110020 | PARAPROFESSIONAL - SPED       | S038 - SULLIVAN JR HIGH | \$31,424      |
| CHELSEA     | PEREZ     | 2300-512958 | 1   | 98810606 | PARAPROFESSIONAL HEALTH 1:1   | S038 - SULLIVAN JR HIGH | \$25,505      |
| KATHERINE   | SHOEMAKER | 2300-512958 | 1   | 98810603 | PARAPROFESSIONAL 1:1          | S038 - SULLIVAN JR HIGH | \$27,645      |
| ROBERT      | SOUTHERN  | 2300-512958 | 1   | 98810606 | PARAPROFESSIONAL 1:1          | S038 - SULLIVAN JR HIGH | \$30,035      |
| VIRGINIA    | THOMAS    | 2300-512958 | 1   | 98810606 | PARAPROFESSIONAL 1:1          | S038 - SULLIVAN JR HIGH | \$27,645      |
| JOAN        | COTE      | 2300-512958 | 1   | 98910606 | PARAPROFESSIONAL HEALTH SPED  | S042 - WANG             | \$33,735      |
| SHADAYLE    | PEREZ     | 2300-512958 | 1   | 98910606 | PARAPROFESSIONAL ED/BD        | S042 - WANG             | \$22,737      |
| SAUL        | RODRIGUEZ | 2300-512958 | 1   | 98910606 | PARAPROFESSIONAL ED/BD        | S042 - WANG             | \$29,283      |
| JUDITH      | CASEY     | 2300-512958 | 1   | 95510106 | PARAPROFESSIONAL HEALTH CSA   | S043 - WASHINGTON       | \$37,201      |
| DANIELA     | CORREA    | 2300-512958 | 1   | 95510106 | PARAPROFESSIONAL CSA          | S043 - WASHINGTON       | \$25,864      |
| ROY         | CRUZ      | 2300-512958 | 1   | 95510106 | PARAPROFESSIONAL CSA          | S043 - WASHINGTON       | \$30,035      |
| HEATHER     | DESIMONE  | 2300-512958 | 1   | 95510106 | PARAPROFESSIONAL HEALTH CSA   | S043 - WASHINGTON       | \$31,026      |
| GABRIELLA   | GONZALEZ  | 2300-512958 | 1   | 95510106 | PARAPROFESSIONAL CSA          | S043 - WASHINGTON       | \$27,645      |
| MARYBETH    | HAYDEN    | 2300-512958 | 1   | 95510106 | PARAPROFESSIONAL HEALTH CSA   | S043 - WASHINGTON       | \$34,692      |
| LINDSAY     | MCNEIL    | 2300-512958 | 1   | 95510106 | PARAPROFESSIONAL HEALTH CSA   | S043 - WASHINGTON       | \$28,636      |
| JANITZA     | ROBLES    | 2300-512958 | 1   | 95510106 | PARAPROFESSIONAL CSA          | S043 - WASHINGTON       | \$23,747      |
| KRYSTLE     | VIEIRA    | 2300-512958 | 1   | 95510106 | PARAPROFESSIONAL HEALTH CSA   | S043 - WASHINGTON       | \$31,026      |
| DAVID       | COMALLI   | 2300-512958 | 1   | 96010606 | PARAPROFESSIONAL ED/BD        | S047 - STOKLOSA         | \$34,476      |

Lowell Public Schools  
FY 2018-19 Staff Salary

Staff Positions  
Listed by Position

| First Name  | Last Name    | Account No. | FTE | Org No.  | Position                    | School Location     | Salary Budget |
|-------------|--------------|-------------|-----|----------|-----------------------------|---------------------|---------------|
| MARIA       | MICHAUD      | 2300-512958 | 1   | 96010104 | PARAPROFESSIONAL ED/BD      | S047 - STOKLOSA     | \$37,873      |
| ZAINAB      | ALI          | 2300-512958 | 1   | 95410106 | PARAPROFESSIONAL HEALTH CSA | S048 - CREST        | \$23,727      |
| JYOTI       | AMIN         | 2300-512958 | 1   | 95410106 | PARAPROFESSIONAL HEALTH CSA | S048 - CREST        | \$33,875      |
| ANASTASIA   | ANGANES      | 2300-512958 | 1   | 95410106 | PARAPROFESSIONAL HEALTH CSA | S048 - CREST        | \$28,636      |
| JOSENI      | BATISTA      | 2300-512958 | 1   | 95410106 | PARAPROFESSIONAL HEALTH CSA | S048 - CREST        | \$28,636      |
| HAYLEY      | BLATUS       | 2300-512958 | 1   | 95410106 | PARAPROFESSIONAL HEALTH CSA | S048 - CREST        | \$23,727      |
| KEVIN       | BRUNELLE     | 2300-512958 | 1   | 95410106 | PARAPROFESSIONAL HEALTH CSA | S048 - CREST        | \$28,636      |
| LYNDSEY     | CAPRA        | 2300-512958 | 1   | 95410106 | PARAPROFESSIONAL HEALTH CSA | S048 - CREST        | \$28,636      |
| SARVAMANGLA | CHATTERJEE   | 2300-512958 | 1   | 95410106 | PARAPROFESSIONAL HEALTH CSA | S048 - CREST        | \$31,026      |
| KEANDRA     | CRUZ         | 2300-512958 | 1   | 95410106 | PARAPROFESSIONAL HEALTH CSA | S048 - CREST        | \$31,026      |
| JESSICA     | DOUCETTE     | 2300-512958 | 1   | 95410106 | PARAPROFESSIONAL HEALTH CSA | S048 - CREST        | \$28,636      |
| KELLY       | DYMENT       | 2300-512958 | 1   | 95410106 | PARAPROFESSIONAL HEALTH CSA | S048 - CREST        | \$28,636      |
| REBECCA     | FALL         | 2300-512958 | 1   | 95410106 | PARAPROFESSIONAL HEALTH CSA | S048 - CREST        | \$31,026      |
| JENNIFER    | FINETHY      | 2300-512958 | 1   | 95410106 | PARAPROFESSIONAL HEALTH CSA | S048 - CREST        | \$28,636      |
| LUCY        | HOWARD       | 2300-512958 | 1   | 95410106 | PARAPROFESSIONAL HEALTH CSA | S048 - CREST        | \$28,715      |
| TAYLOR      | KEENE        | 2300-512958 | 1   | 95410106 | PARAPROFESSIONAL HEALTH CSA | S048 - CREST        | \$28,636      |
| REBECCA     | LEVENE       | 2300-512958 | 1   | 95410106 | PARAPROFESSIONAL HEALTH CSA | S048 - CREST        | \$31,026      |
| KELLI       | MANDEVILLE   | 2300-512958 | 1   | 95410106 | PARAPROFESSIONAL HEALTH CSA | S048 - CREST        | \$24,605      |
| KELLIE      | MCCANN       | 2300-512958 | 1   | 95410106 | PARAPROFESSIONAL HEALTH CSA | S048 - CREST        | \$28,636      |
| AHMED       | MOHAMMED     | 2300-512958 | 1   | 95410106 | PARAPROFESSIONAL HEALTH CSA | S048 - CREST        | \$28,636      |
| NICOLE      | PRUD'HOMME   | 2300-512958 | 1   | 95410106 | PARAPROFESSIONAL HEALTH CSA | S048 - CREST        | \$23,727      |
| JENNIFER    | SEM          | 2300-512958 | 1   | 95410106 | PARAPROFESSIONAL HEALTH CSA | S048 - CREST        | \$31,026      |
| ANASTISIA   | SNOW         | 2300-512958 | 1   | 95410106 | PARAPROFESSIONAL HEALTH CSA | S048 - CREST        | \$28,636      |
| MUTHURAJ    | VASANTHAMANI | 2300-512958 | 1   | 95410106 | PARAPROFESSIONAL HEALTH CSA | S048 - CREST        | \$25,375      |
| VACANT      | VACANT       | 2300-512958 | 2   | 99010712 | PARAPROFESSIONAL SPED       | S100 - DISTRICTWIDE | \$50,000      |
|             |              |             | 236 |          |                             |                     | \$6,931,689   |

Lowell Public Schools  
FY 2018-19 Staff Salary

Staff Positions  
Listed by Position

| First Name | Last Name | Account No. | FTE | Org No.  | Position                   | School Location | Salary Budget |
|------------|-----------|-------------|-----|----------|----------------------------|-----------------|---------------|
| ESTEBAN    | BETANCUR  | 2300-512958 | 1   | 92010103 | PARAPROFESSIONAL ED/BD ABE | S025 - LINCOLN  | \$23,108      |
| PEDRO      | FIGUEROA  | 2300-512958 | 1   | 99330206 | PARAPROFESSIONAL ED/BD ABE | S025 - LINCOLN  | \$27,027      |
| LINDA      | MENDES    | 2300-512958 | 1   | 99330206 | PARAPROFESSIONAL ED/BD ABE | S025 - LINCOLN  | \$36,261      |
|            |           |             | 3   |          |                            |                 | \$86,396      |

Lowell Public Schools  
FY 2018-19 Staff Salary

Staff Positions  
Listed by Position

| First Name | Last Name | Account No. | FTE | Org No.  | Position                      | School Location        | Salary Budget |
|------------|-----------|-------------|-----|----------|-------------------------------|------------------------|---------------|
| ELIZABETH  | MCKIERNAN | 2300-512118 | 1   | 99339003 | ADULT EDUCATION DIRECTOR      | S002 - ADULT EDUCATION | \$102,946     |
| CHRISTINA  | CRONIN    | 2300-512903 | 1   | 99339003 | Teacher-Adult Ed              | S002 - ADULT EDUCATION | \$80,620      |
| NUTILE     | ELIZABETH | 2300-512903 | 1   | 99339003 | Teacher-Adult Ed              | S002 - ADULT EDUCATION | \$49,626      |
| MAURA      | MCCABE    | 2300-512903 | 1   | 99339003 | Teacher-Adult Ed              | S002 - ADULT EDUCATION | \$80,620      |
| SUSAN      | SILK      | 2300-512903 | 1   | 99339003 | Teacher-Adult Ed              | S002 - ADULT EDUCATION | \$87,215      |
| MARGARET   | CHASE     | 2300-512903 | 1   | 99339003 | Teacher-Adult Ed              | S002 - ADULT EDUCATION | \$85,247      |
|            |           |             | 5   |          |                               |                        | \$383,328     |
| AMANDA     | PEARSON   | 0000-511000 | 1   | 15400008 | ESOL REGISTRAR                | S002 - ADULT EDUCATION | \$46,939      |
| ADRIANA    | GIRALDO   | 0000-511000 | 1   | 15400008 | STUDENT FACILIATOR            | S002 - ADULT EDUCATION | \$46,939      |
| DENISE     | BEAL      | 0000-511000 | 1   | 15400008 | TESTIN FACILIATOR/ADA LIAISON | S002 - ADULT EDUCATION | \$49,141      |
|            |           |             | 3   |          |                               |                        | \$143,020     |

Lowell Public Schools  
FY 2018-19 Staff Salary

Staff Positions  
Listed by Position

| First Name | Last Name | Account No. | FTE | Org No.  | Position         | School Location | Salary Budget |
|------------|-----------|-------------|-----|----------|------------------|-----------------|---------------|
| KATHY      | DOWNEY    | 2500-512103 | 1   | 99036003 | MEDIA SPECIALIST | S020 - LHS C    | \$89,558      |
|            |           |             | 1   |          |                  |                 | \$89,558      |



Lowell Public Schools  
FY 2018-19 Staff Salary

Staff Positions  
Listed by Position

| First Name | Last Name  | Account No. | FTE | Org No.  | Position     | School Location         | Salary Budget |
|------------|------------|-------------|-----|----------|--------------|-------------------------|---------------|
| SANDRA     | BACHTA     | 2500-512904 | 1   | 98936003 | LIBRARY AIDE | T042 - WANG             | \$29,402      |
| MARY       | BLACK      | 2500-512904 | 1   | 98336003 | LIBRARY AIDE | T005 - BARTLETT         | \$30,267      |
| MARIE      | BROWN      | 2500-512904 | 1   | 98036003 | LIBRARY AIDE | T031 - MURKLAND         | \$30,267      |
| CANDACE    | COOK       | 2500-512904 | 1   | 99036006 | LIBRARY AIDE | T020 - LHS C            | \$30,266      |
| PATRICIA   | CRABTREE   | 2500-512904 | 1   | 91836003 | LIBRARY AIDE | T014 - JOSEPH G. PYNE   | \$21,668      |
| JACQUELINE | DUBUQUE    | 2500-512904 | 1   | 95536003 | LIBRARY AIDE | T043 - WASHINGTON       | \$33,596      |
| JOANNE     | DUGAS      | 2500-512904 | 1   | 90236003 | LIBRARY AIDE | T004 - BAILEY           | \$32,658      |
| DEBORAH    | GALLO      | 2500-512904 | 1   | 99036006 | LIBRARY AIDE | T020 - LHS C            | \$33,596      |
| MICHELLE   | GODFROY    | 2500-512904 | 1   | 95036003 | LIBRARY AIDE | T037 - SHAUGHNESSY      | \$29,402      |
| HONG       | MAN        | 2500-512904 | 1   | 96036004 | LIBRARY AIDE | T047 - STOKLOSA         | \$22,289      |
| LO         | MCCULLOUGH | 2500-512904 | 1   | 93036003 | LIBRARY AIDE | T030 - MOREY            | \$30,023      |
| NANCY      | NORTON     | 2500-512904 | 1   | 97536003 | LIBRARY AIDE | T026 - MCAULIFFE        | \$33,280      |
| GRACE      | OM         | 2500-512904 | 1   | 91236003 | LIBRARY AIDE | T027 - MCAVINNUE        | \$32,035      |
| LESLIE     | OXTON      | 2500-512904 | 1   | 93636003 | LIBRARY AIDE | T032 - PAWTUCKETVILLE   | \$32,035      |
| IRIS       | SHEA       | 2500-512904 | 1   | 92036003 | LIBRARY AIDE | T025 - LINCOLN          | \$34,941      |
| CECILE     | TAYLOR     | 2500-512904 | 1   | 98636003 | LIBRARY AIDE | T035 - ROBINSON         | \$29,401      |
| STEPHANIE  | VOUTSELAS  | 2500-512904 | 1   | 98836003 | LIBRARY AIDE | T038 - SULLIVAN JR HIGH | \$32,658      |
| ERICA      | ZAIM       | 2500-512904 | 1   | 98536003 | LIBRARY AIDE | T011 - DALEY JR HIGH    | \$23,258      |
| VACANT     | VACANT     | 2300-512958 | -18 | 98536003 | LIBRARY AIDE | DISTRICTWIDE            | -\$541,040    |
|            |            |             | 0   |          |              |                         | \$0           |

Lowell Public Schools  
FY 2018-19 Staff Salary

Staff Positions  
Listed by Position

| First Name | Last Name | Account No. | FTE | Org No.  | Position                    | School Location        | Salary Budget |
|------------|-----------|-------------|-----|----------|-----------------------------|------------------------|---------------|
| JOHN       | PINARD    | 9701-511000 | 1   | 01237951 | ED TV PROGRAM COORDINATOR   | S022 - LHS D           | \$105,950     |
| DEBORAH    | FREELEY   | 2600-512903 | 1   | 99032003 | Teacher-TV Studio           | S022 - LHS D           | \$75,461      |
| BRYAN      | WILKINS   | 9701-511000 | 1   | 01237951 | DIGITAL MEDIA PRODUCER      | T024 - LHS MAIN OFFICE | \$58,419      |
| THOMAS     | BROWN     | 9701-51100  | 1   | 1237951  | TV MEDIA ASSOCIATE PRODUCER | T024 - LHS MAIN OFFICE | \$53,045      |
|            |           |             | 4   |          |                             |                        | \$292,875     |

Lowell Public Schools  
FY 2018-19 Staff Salary

Staff Positions  
Listed by Position

| First Name  | Last Name | Account No. | FTE | Org No.  | Position                         | School Location | Salary Budget |
|-------------|-----------|-------------|-----|----------|----------------------------------|-----------------|---------------|
| GUISEP PINA | MAGGIO    | 0000-511200 | 1   | 16790008 | Teacher-Professional Development | T001 - ADMIN    | \$90,339      |

Lowell Public Schools  
FY 2018-19 Staff Salary

Staff Positions  
Listed by Position

| First Name | Last Name      | Account No. | FTE | Org No.  | Position | School Location         | Salary Budget |
|------------|----------------|-------------|-----|----------|----------|-------------------------|---------------|
| LYN        | BLOUIN         | 2700-512105 | 1   | 99035003 | GUIDANCE | S024 - LHS MAIN OFFICE  | \$87,572      |
| SHELBY     | BOISVERT       | 2700-512105 | 1   | 99035003 | GUIDANCE | S018 - LHS A            | \$84,981      |
| HEATHER    | BRUNNER        | 2700-512105 | 1   | 99035003 | GUIDANCE | S023 - LHS E            | \$90,619      |
| KAYRN      | CASSIDY        | 2700-512105 | 1   | 99035003 | GUIDANCE | S019 - LHS B            | \$90,619      |
| MELANIE    | CROCKER        | 2700-512105 | 1   | 98335003 | GUIDANCE | S005 - BARTLETT         | \$87,309      |
| YVETTE     | CROWELL        | 2700-512105 | 1   | 99035003 | GUIDANCE | S023 - LHS E            | \$87,309      |
| DARLENE    | DANDURANT      | 2700-512105 | 1   | 98835003 | GUIDANCE | S038 - SULLIVAN JR HIGH | \$94,103      |
| KALEY      | DEE            | 2700-512105 | 1   | 98435003 | GUIDANCE | S007 - BUTLER           | \$84,981      |
| RHONDA     | DEVOST         | 2700-512105 | 1   | 99035003 | GUIDANCE | S020 - LHS C            | \$90,619      |
| YLIANA     | FIGUEROA       | 2700-512105 | 1   | 99035003 | GUIDANCE | S019 - LHS B            | \$93,363      |
| KATHRYN    | GRIFFIN        | 2700-512105 | 1   | 99035003 | GUIDANCE | S018 - LHS A            | \$98,973      |
| PATRICIA   | HINES          | 2700-512105 | 1   | 98635003 | GUIDANCE | S035 - ROBINSON         | \$88,884      |
| ANGELA     | LAWLER BRENNAN | 2700-512105 | 1   | 99035003 | GUIDANCE | S024 - LHS MAIN OFFICE  | \$90,619      |
| SITHRA     | LEPOER         | 2700-512105 | 1   | 98535003 | GUIDANCE | S011 - DALEY JR HIGH    | \$92,212      |
| ROSE       | MENDONCA       | 2700-512105 | 1   | 99035003 | GUIDANCE | S018 - LHS A            | \$94,104      |
| KATHRYN    | PELTON         | 2700-512105 | 1   | 91835003 | GUIDANCE | S014 - JOSEPH G. PYNE   | \$84,220      |
| CRYSTAL    | QUINTON        | 2700-512105 | 1   | 99035003 | GUIDANCE | S022 - LHS D            | \$84,980      |
| AARON      | RIBAUDO-SMITH  | 2700-512105 | 1   | 99035003 | GUIDANCE | S019 - LHS B            | \$84,219      |
| LYNDSAY    | ROY            | 2700-512105 | 1   | 98935003 | GUIDANCE | S042 - WANG             | \$84,219      |
| VANNORATH  | SARIN          | 2700-512105 | 1   | 99035003 | GUIDANCE | S019 - LHS B            | \$90,773      |
| GINA       | TROMBLY        | 2700-512105 | 1   | 98735003 | GUIDANCE | S036 - ROGERS           | \$84,219      |
| SENG       | TY             | 2700-512105 | 1   | 96035003 | GUIDANCE | S047 - STOKLOSA         | \$88,860      |
| CHANRITHY  | UONG           | 2700-512105 | 1   | 99035003 | GUIDANCE | S020 - LHS C            | \$92,212      |
| VACANT     | VACANT         | 2700-512105 | -1  | 99035003 | GUIDANCE | S020 - LHS C            | -\$85,000     |
|            |                |             | 22  |          |          |                         | \$1,964,971   |

Lowell Public Schools  
FY 2018-19 Staff Salary

Staff Positions  
Listed by Position

| First Name | Last Name | Account No. | FTE | Org No.  | Position    | School Location | Salary Budget |
|------------|-----------|-------------|-----|----------|-------------|-----------------|---------------|
| VACANT     | VACANT    | 2800-512135 | 1   | 99228103 | CASE WORKER | T050 - BRIDGE   | \$55,774      |

Lowell Public Schools  
FY 2018-19 Staff Salary

Staff Positions  
Listed by Position

| First Name | Last Name | Account No. | FTE | Org No.  | Position            | School Location        | Salary Budget |
|------------|-----------|-------------|-----|----------|---------------------|------------------------|---------------|
| ROBERTA    | DOWLING   | 2700-512902 | 1   | 99035006 | SCHEDULER CLERK LHS | T024 - LHS MAIN OFFICE | \$44,194      |
| MICHELLE   | DURAND    | 2700-512902 | 1   | 99035006 | SCHEDULER CLERK LHS | T024 - LHS MAIN OFFICE | \$44,656      |
| MARY       | GEOFFROY  | 2700-512902 | 1   | 99035006 | SCHEDULER CLERK LHS | T024 - LHS MAIN OFFICE | \$44,194      |
| BRENDA     | MCCABE    | 2700-512902 | 1   | 99035006 | SCHEDULER CLERK LHS | T024 - LHS MAIN OFFICE | \$43,731      |
| LISA       | MCHUGH    | 2700-512902 | 1   | 99035006 | SCHEDULER CLERK LHS | T024 - LHS MAIN OFFICE | \$44,194      |
| VACANT     | VACANT    | 2700-512902 | -2  | 99035006 | SCHEDULER CLERK LHS | T024 - LHS MAIN OFFICE | -\$88,000     |
|            |           |             | 3   |          |                     |                        | \$132,969     |

Lowell Public Schools  
FY 2018-19 Staff Salary

Staff Positions  
Listed by Position

| First Name | Last Name       | Account No. | FTE | Org No.  | Position      | School Location         | Salary Budget |
|------------|-----------------|-------------|-----|----------|---------------|-------------------------|---------------|
| LEAH       | BAILEY          | 2300-512141 | 1   | 16110020 | SOCIAL WORKER | S016 - LEBLANC          | \$87,597      |
| LAURA      | BATEMAN         | 2300-512141 | 1   | 16110020 | SOCIAL WORKER | S031 - MURKLAND         | \$87,597      |
| JENNIFER   | BELAND          | 2300-512141 | 1   | 16040040 | SOCIAL WORKER | S001 - ADMIN            | \$87,597      |
| LORI       | CASEY           | 2800-512135 | 1   | 99310451 | SOCIAL WORKER | S001 - ADMIN            | \$87,597      |
| DARCIE     | COLEMAN         | 2300-511000 | 1   | 15700005 | SOCIAL WORKER | S001 - ADMIN            | \$87,597      |
| CARLA      | CORREA-BERG     | 2800-512135 | 1   | 99028104 | SOCIAL WORKER | S020 - LHS C            | \$92,212      |
| DEBORAH    | COSTELLO        | 2300-512141 | 1   | 16110020 | SOCIAL WORKER | S035 - ROBINSON         | \$87,597      |
| ARLENE     | DELALUZ         | 2300-512141 | 1   | 16040040 | SOCIAL WORKER | S027 - MCAVINNUE        | \$95,286      |
| AMANDA     | DELWORTH        | 2300-512141 | 1   | 16040040 | SOCIAL WORKER | S004 - BAILEY           | \$89,900      |
| HEATHER    | DORMER          | 2800-512135 | 1   | 99310451 | SOCIAL WORKER | S001 - ADMIN            | \$87,597      |
| AMY        | ELLENTUCK       | 2800-512135 | 1   | 99028104 | SOCIAL WORKER | S023 - LHS E            | \$93,389      |
| RENEE      | ESPINOLA        | 2300-512141 | 1   | 16040040 | SOCIAL WORKER | S037 - SHAUGHNESSY      | \$87,597      |
| JOAN       | FARADY-DRISCOLL | 2800-512135 | 1   | 90128103 | SOCIAL WORKER | S100 - DISTRICTWIDE     | \$91,057      |
| SHANNON    | FERRELLI        | 2300-512141 | 1   | 16040040 | SOCIAL WORKER | T042 - WANG             | \$87,597      |
| TARA       | GABRIEL         | 2300-512141 | 1   | 16040040 | SOCIAL WORKER | S030 - MOREY            | \$94,130      |
| OLGA       | GUERRERO        | 2300-512141 | 1   | 16720005 | SOCIAL WORKER | S001 - ADMIN            | \$87,597      |
| KADEEN     | HEALY           | 2300-512141 | 1   | 16040040 | SOCIAL WORKER | S007 - BUTLER           | \$91,057      |
| JENNIFER   | HECKER          | 2800-512135 | 1   | 99310451 | SOCIAL WORKER | S001 - ADMIN            | \$87,597      |
| CATHLYN    | HILL            | 2300-512141 | 1   | 16040040 | SOCIAL WORKER | S035 - ROBINSON         | \$92,237      |
| ANGELA     | HONDROS-MCCARTH | 2300-512141 | 1   | 16110020 | SOCIAL WORKER | S023 - LHS E            | \$93,389      |
| AMANDA     | HOSMER          | 2300-512141 | 1   | 16040040 | SOCIAL WORKER | S022 - LHS D            | \$91,057      |
| CAROLYN    | KAULBACH        | 2800-512135 | 1   | 99310451 | SOCIAL WORKER | S001 - ADMIN            | \$87,597      |
| LYNDSEY    | KILLILEA        | 2800-512135 | 1   | 99310451 | SOCIAL WORKER | S001 - ADMIN            | \$87,597      |
| ROBERT     | THOMPSON        | 2300-512141 | 1   | 16040040 | SOCIAL WORKER | S038 - SULLIVAN JR HIGH | \$92,237      |
| KRISTIN    | KIRBY           | 2300-512141 | 1   | 16040040 | SOCIAL WORKER | S013 - GREENHALGE       | \$92,212      |
| DOROTHY    | LOUISE          | 2300-512141 | 1   | 16040040 | SOCIAL WORKER | S033 - REILLY           | \$94,541      |
| INGRID     | MARKMAN         | 2300-512141 | 1   | 16040040 | SOCIAL WORKER | S001 - ADMIN            | \$93,363      |
| GINA       | MARTEL          | 2800-512135 | 1   | 99028104 | SOCIAL WORKER | S018 - LHS A            | \$87,597      |
| KATHRYN    | MCGANN          | 2300-512141 | 1   | 16040040 | SOCIAL WORKER | S005 - BARTLETT         | \$87,597      |
| MELANIE    | MANGION         | 2300-512141 | 1   | 16040040 | SOCIAL WORKER | S032 - PAWTUCKETVILLE   | \$87,597      |

Lowell Public Schools  
FY 2018-19 Staff Salary

Staff Positions  
Listed by Position

| First Name       | Last Name | Account No. | FTE | Org No.  | Position      | School Location       | Salary Budget |
|------------------|-----------|-------------|-----|----------|---------------|-----------------------|---------------|
| KRISTEN          | MOULTON   | 2300-512141 | 1   | 16040040 | SOCIAL WORKER | S026 - MCAULIFFE      | \$91,057      |
| SANDRA           | OBRIEN    | 2300-512141 | 1   | 16040040 | SOCIAL WORKER | S011 - DALEY JR HIGH  | \$92,212      |
| DANIELA          | RICCIARDI | 2800-512135 | 1   | 99028104 | SOCIAL WORKER | S023 - LHS E          | \$87,597      |
| CYNTHIA          | ROBTOY    | 2300-512141 | 1   | 16040040 | SOCIAL WORKER | S047 - STOKLOSA       | \$94,541      |
| SARA             | SILVA     | 2300-512141 | 1   | 16110020 | SOCIAL WORKER | S015 - LAURA LEE      | \$91,057      |
| JENNIFER         | UNDERWOOD | 2800-512135 | 1   | 99310451 | SOCIAL WORKER | S001 - ADMIN          | \$87,597      |
| VACANT           | VACANT    | 2300-512141 | 1   | 16720005 | SOCIAL WORKER | S001 - ADMIN          | \$89,900      |
| VACANT           | VACANT    | 2300-512141 | 1   | 16040040 | SOCIAL WORKER | S014 - JOSEPH G. PYNE | \$90,645      |
| VACANT           | VACANT    | 2300-512141 | 1   | 16040040 | SOCIAL WORKER | S031 - MURKLAND       | \$93,390      |
| AMY              | VENTRE    | 2300-512141 | 1   | 16040040 | SOCIAL WORKER | S036 - ROGERS         | \$87,597      |
| LEE              | WELCH     | 2300-512141 | 1   | 16110020 | SOCIAL WORKER | T042 - WANG           | \$84,244      |
| RECONCILING ITEM |           |             |     |          |               |                       | \$84,000      |
|                  |           |             | 41  |          |               |                       | \$3,771,458   |



Lowell Public Schools  
FY 2018-19 Staff Salary

Staff Positions  
Listed by Position

| First Name | Last Name  | Account No. | FTE | Org No.  | Position     | School Location      | Salary Budget |
|------------|------------|-------------|-----|----------|--------------|----------------------|---------------|
| MARTINA    | SCHUELER   | 2800-512104 | 1   | 99335551 | PSYCHOLOGIST | S001 - ADMIN         | \$99,101      |
| KELSEY     | DILL       | 2800-512104 | 1   | 99335551 | PSYCHOLOGIST | S001 - ADMIN         | \$95,617      |
| MARIA      | MURILLO    | 2800-512104 | 1   | 99335551 | PSYCHOLOGIST | S001 - ADMIN         | \$100,257     |
| LORI       | DUNKERLEY  | 2800-512104 | 1   | 99335551 | PSYCHOLOGIST | S001 - ADMIN         | \$99,101      |
| CYNTHIA    | ESTREMER   | 2800-512104 | 1   | 99335551 | PSYCHOLOGIST | S001 - ADMIN         | \$95,617      |
| SHEELA     | PYLES      | 2800-512104 | 1   | 99335551 | PSYCHOLOGIST | S004 - BAILEY        | \$97,945      |
| EFTHYMIA   | KYRIAZIDIS | 2800-512104 | 1   | 99335551 | PSYCHOLOGIST | S005 - BARTLETT      | \$95,617      |
| PHAKDEY    | YOUS       | 2800-512104 | 1   | 99335551 | PSYCHOLOGIST | S007 - BUTLER        | \$95,617      |
| PAMELA     | DALEY      | 2800-512104 | 1   | 99335551 | PSYCHOLOGIST | S011 - DALEY JR HIGH | \$97,945      |
| TARA       | FORREST    | 2800-512104 | 1   | 99335551 | PSYCHOLOGIST | S019 - LHS B         | \$97,945      |
| MARY ANNE  | OBRIEN     | 2800-512104 | 1   | 99335551 | PSYCHOLOGIST | S019 - LHS B         | \$103,971     |
| CAITLIN    | CULHANE    | 2800-512104 | 1   | 99335551 | PSYCHOLOGIST | S035 - ROBINSON      | \$95,617      |
| SARA       | CAPPELLO   | 2800-512104 | 1   | 99335551 | PSYCHOLOGIST | S047 - STOKLOSA      | \$95,617      |
|            |            |             | 13  |          |              |                      | \$1,269,967   |

Lowell Public Schools  
FY 2018-19 Staff Salary

Staff Positions  
Listed by Position

| First Name | Last Name | Account No. | FTE | Org No.  | Position                    | School Location | Salary Budget |
|------------|-----------|-------------|-----|----------|-----------------------------|-----------------|---------------|
| REBECCA    | DUDA      | 3100-512142 | 1   | 99339004 | FAMILY RESOURCE COORDINATOR | T001 - ADMIN    | \$108,834     |
|            |           |             | 1   |          |                             |                 | \$108,834     |

Lowell Public Schools  
FY 2018-19 Staff Salary

Staff Positions  
Listed by Position

| First Name | Last Name       | Account No. | FTE | Org No.  | Position            | School Location | Salary Budget |
|------------|-----------------|-------------|-----|----------|---------------------|-----------------|---------------|
| NANCY      | CRONES          | 3100-512112 | 1   | 99339004 | DISTRICT SUPPORT    | T001 - ADMIN    | \$94,604      |
| MARY       | KILFOYLE        | 2300-512141 | 1   | 16110020 | PROJECT COORDINATOR | S001 - ADMIN    | \$87,842      |
| PATRICIA   | MYERS           | 2300-512903 | 1   | 93012903 | DISTRICT SUPPORT    | S001 - ADMIN    | \$95,182      |
| MARY       | PAYNE           | 3100-512112 | 1   | 99339004 | DISTRICT SUPPORT    | T001 - ADMIN    | \$98,067      |
| ROSA       | SEGARRA-MORALES | 3100-512112 | 1   | 99339004 | DISTRICT SUPPORT    | T001 - ADMIN    | \$84,233      |
|            |                 |             | 5   |          |                     |                 | \$459,927     |

Lowell Public Schools  
FY 2018-19 Staff Salary

Staff Positions  
Listed by Position

| First Name | Last Name | Account No. | FTE | Org No.  | Position                    | School Location | Salary Budget |
|------------|-----------|-------------|-----|----------|-----------------------------|-----------------|---------------|
| SUSAN      | LACROIX   | 3100-512112 | 1   | 99339004 | ECH SPECIALIST              | T001 - ADMIN    | \$56,187      |
| LISA       | VAN THIEL | 2350-511000 | 1   | 16700010 | EARLY CHILDHOOD COORDINATOR | S001 - ADMIN    | \$107,817     |
| ELIZABETH  | WILSON    | 2350-511000 | 1   | 16700010 | ECH CLASSROOM DEVELOPER     | T001 - ADMIN    | \$85,321      |
|            |           |             | 3   |          |                             |                 | \$249,325     |

Lowell Public Schools  
FY 2018-19 Staff Salary

Staff Positions  
Listed by Position

| First Name | Last Name | Account No. | FTE | Org No.  | Position              | School Location | Salary Budget |
|------------|-----------|-------------|-----|----------|-----------------------|-----------------|---------------|
| HEATHER    | GANLEY    | 3100-512116 | 1   | 99341403 | ATTENDANCE SUPERVISOR | T001 - ADMIN    | \$73,197      |
|            |           |             | 1   |          |                       |                 | \$73,197      |

Lowell Public Schools  
FY 2018-19 Staff Salary

Staff Positions  
Listed by Position

| First Name | Last Name | Account No. | FTE | Org No.  | Position           | School Location | Salary Budget |
|------------|-----------|-------------|-----|----------|--------------------|-----------------|---------------|
| STEPHANIE  | DAY       | 3100-512910 | 1   | 99341403 | ATTENDANCE MONITOR | T001 - ADMIN    | \$34,284      |
|            |           |             | 1   |          |                    |                 | \$34,284      |

Lowell Public Schools  
FY 2018-19 Staff Salary

Staff Positions  
Listed by Position

| First Name | Last Name | Account No. | FTE | Org No.  | Position                  | School Location        | Salary Budget |
|------------|-----------|-------------|-----|----------|---------------------------|------------------------|---------------|
| DAVID      | LEZENSKI  | 3500-512115 | .5  | 99031003 | ATHLETIC DIRECTOR         | S024 - LHS MAIN OFFICE | \$58,835      |
| THOMAS     | THORNTON  | 3520-512122 | 1   | 99030502 | Coord.-Student Activities | S024 - LHS MAIN OFFICE | \$79,838      |

Lowell Public Schools  
FY 2018-19 Staff Salary

Staff Positions  
Listed by Position

| First Name | Last Name | Account No. | FTE | Org No.  | Position          | School Location | Salary Budget |
|------------|-----------|-------------|-----|----------|-------------------|-----------------|---------------|
| RICHARD    | UNDERWOOD | 4000-512906 | 1   | 99347103 | FACILITY DIRECTOR | T001 - ADMIN    | \$85,000      |
|            |           |             | 1   |          |                   |                 | \$85,000      |



Lowell Public Schools  
FY 2018-19 Staff Salary

Staff Positions  
Listed by Position

| First Name | Last Name       | Account No. | FTE | Org No.  | Position         | School Location        | Salary Budget |
|------------|-----------------|-------------|-----|----------|------------------|------------------------|---------------|
| CARL       | PHILLIPS        | 4000-512960 | 1   | 99347103 | JUNIOR CUSTODIAN | T002 - ADULT EDUCATION | \$46,493      |
| DONALD     | BLANCHETTE      | 4110-512960 | 1   | 90247103 | JUNIOR CUSTODIAN | T004 - BAILEY          | \$47,013      |
| JAMES      | FORTNER         | 4110-512960 | 1   | 90247103 | JUNIOR CUSTODIAN | T004 - BAILEY          | \$47,567      |
| THOMAS     | SCANLON         | 4110-512960 | 1   | 90247103 | SENIOR CUSTODIAN | T004 - BAILEY          | \$52,933      |
| SOKVAN     | PHOL            | 4110-512960 | 1   | 98347103 | JUNIOR CUSTODIAN | T005 - BARTLETT        | \$45,671      |
| WALTER     | BINDAS          | 4110-512960 | 1   | 93647103 | JUNIOR CUSTODIAN | T032 - PAWTUCKETVILLE  | \$47,177      |
| RICHARD    | SURETTE         | 4110-512960 | 1   | 98347103 | SENIOR CUSTODIAN | T005 - BARTLETT        | \$51,823      |
| THOMAS     | UNDERWOOD       | 4110-512960 | 1   | 98347103 | JUNIOR CUSTODIAN | T005 - BARTLETT        | \$43,601      |
| DEMETRIUS  | WILLIAMS        | 4110-512960 | 1   | 98347103 | JUNIOR CUSTODIAN | T005 - BARTLETT        | \$45,794      |
| JONATHAN   | LAWRENSON       | 4110-512960 | 1   | 98447103 | JUNIOR CUSTODIAN | T007 - BUTLER          | \$47,013      |
| RICHARD    | RILEY           | 4110-512960 | 1   | 98447103 | SENIOR CUSTODIAN | T007 - BUTLER          | \$52,933      |
| ROGER      | SNOW            | 4110-512960 | 1   | 98447103 | JUNIOR CUSTODIAN | T007 - BUTLER          | \$47,567      |
| ALEJANDRO  | TORRES GONZALEZ | 4110-512960 | 1   | 98747103 | JUNIOR CUSTODIAN | T007 - BUTLER          | \$43,601      |
| DAVID      | LETOURNEAU      | 4110-512960 | 1   | 90147103 | JUNIOR CUSTODIAN | T009 - CARDINAL        | \$46,493      |
| JUSTIN     | BASTIEN         | 4110-512960 | 1   | 98547103 | JUNIOR CUSTODIAN | T011 - DALEY JR HIGH   | \$44,818      |
| NORMAND    | GEOFFROY        | 4110-512960 | 1   | 98547103 | SENIOR CUSTODIAN | T011 - DALEY JR HIGH   | \$51,823      |
| GLEN       | MACFARLANE      | 4110-512960 | 1   | 98547103 | JUNIOR CUSTODIAN | T011 - DALEY JR HIGH   | \$43,601      |
| DEREK      | QUINTAL         | 4110-512960 | 1   | 98547103 | JUNIOR CUSTODIAN | T011 - DALEY JR HIGH   | \$44,818      |
| DAVID      | RODRIGUES       | 4110-512960 | 1   | 91547103 | SENIOR CUSTODIAN | T013 - GREENHALGE      | \$52,933      |
| ANNE       | RUDY            | 4110-512960 | 1   | 91547103 | JUNIOR CUSTODIAN | T013 - GREENHALGE      | \$46,041      |
| MARITZA    | TAPIA           | 4110-512960 | 1   | 91547103 | JUNIOR CUSTODIAN | T013 - GREENHALGE      | \$45,794      |
| JOHN       | CLARK           | 4110-512960 | 1   | 93647103 | SENIOR CUSTODIAN | T032 - PAWTUCKETVILLE  | \$52,933      |
| ROBERT     | GRIFFIN         | 4110-512960 | 1   | 91847103 | JUNIOR CUSTODIAN | T014 - JOSEPH G. PYNE  | \$45,794      |
| CARMEN     | NAPPA           | 4110-512960 | 1   | 91847103 | SENIOR CUSTODIAN | T014 - JOSEPH G. PYNE  | \$52,933      |
| ZACHARY    | NORDSTROM       | 4110-512960 | 1   | 91847103 | JUNIOR CUSTODIAN | T014 - JOSEPH G. PYNE  | \$43,601      |
| KENNETH    | TROTT           | 4110-512960 | 1   | 91847103 | JUNIOR CUSTODIAN | T014 - JOSEPH G. PYNE  | \$44,698      |
| DANIEL     | SILVA           | 4110-512960 | 1   | 93547103 | JUNIOR CUSTODIAN | T016 - LEBLANC         | \$45,939      |
| CHAD       | CROWTHER        | 4000-512960 | 1   | 99047103 | JUNIOR CUSTODIAN | T024 - LHS MAIN OFFICE | \$47,013      |
| RICHARD    | DAIGNEAULT      | 4000-512960 | 1   | 99047103 | JUNIOR CUSTODIAN | T024 - LHS MAIN OFFICE | \$47,567      |
| JOHN       | DIAMANTOPOULOS  | 4000-512960 | 1   | 99047103 | JUNIOR CUSTODIAN | T024 - LHS MAIN OFFICE | \$46,041      |

Lowell Public Schools  
FY 2018-19 Staff Salary

Staff Positions  
Listed by Position

| First Name | Last Name  | Account No. | FTE | Org No.  | Position                     | School Location         | Salary Budget |
|------------|------------|-------------|-----|----------|------------------------------|-------------------------|---------------|
| JAMES      | FEEHAN     | 4000-512960 | 1   | 99047103 | JUNIOR CUSTODIAN             | T024 - LHS MAIN OFFICE  | \$45,794      |
| ANTHONY    | GOMES      | 4000-512960 | 1   | 99047103 | JUNIOR CUSTODIAN             | T024 - LHS MAIN OFFICE  | \$47,013      |
| ROBERT     | HAND       | 4000-512960 | 1   | 99047103 | JUNIOR CUSTODIAN             | T024 - LHS MAIN OFFICE  | \$47,383      |
| PATRICK    | HARRIGAN   | 4000-512960 | 1   | 99047103 | LHS SENIOR CUSTODIAN         | T024 - LHS MAIN OFFICE  | \$61,499      |
| THOMAS     | JENSEN     | 4000-512960 | 1   | 99047103 | JUNIOR CUSTODIAN             | T024 - LHS MAIN OFFICE  | \$43,601      |
| RICHARD    | KILUK      | 4000-512960 | 1   | 99047103 | JUNIOR CUSTODIAN             | T024 - LHS MAIN OFFICE  | \$44,329      |
| ROBERT     | MCHUGH     | 4000-512960 | 1   | 99047103 | JUNIOR CUSTODIAN             | T024 - LHS MAIN OFFICE  | \$44,883      |
| ROBERT     | OCIEPKA    | 4000-512960 | 1   | 99047103 | JUNIOR CUSTODIAN             | T024 - LHS MAIN OFFICE  | \$47,383      |
| FRANCIS    | OHARA      | 4000-512960 | 1   | 99047103 | JUNIOR CUSTODIAN             | T024 - LHS MAIN OFFICE  | \$47,567      |
| CRYSTAL    | PRIMEAU    | 4000-512960 | 1   | 99047103 | JUNIOR CUSTODIAN             | T024 - LHS MAIN OFFICE  | \$45,834      |
| ALAN       | SAYER      | 4000-512960 | 1   | 99047103 | LHS SENIOR CUSTODIAN         | T024 - LHS MAIN OFFICE  | \$61,499      |
| RONALD     | SMITH      | 4000-512960 | 1   | 99047103 | JUNIOR CUSTODIAN             | T024 - LHS MAIN OFFICE  | \$47,567      |
| QUENTIN    | SPINNEY    | 4000-512960 | 1   | 99047103 | JUNIOR CUSTODIAN             | T024 - LHS MAIN OFFICE  | \$47,013      |
| VACANT     | VACANT     | 4000-512960 | 1   | 99047103 | JUNIOR CUSTODIAN             | T024 - LHS MAIN OFFICE  | \$47,013      |
| VACANT     | VACANT     | 2300-512958 | 1   | 98910606 | CUSTODIAN                    | T024 - LHS MAIN OFFICE  | \$45,438      |
| SCOTT      | WALSH      | 4000-512960 | 1   | 99047103 | LHS JUNIOR CUSTODIAN + SHIFT | T024 - LHS MAIN OFFICE  | \$47,646      |
| SHAWN      | BEJANIANCE | 4110-512960 | 1   | 92047103 | JUNIOR CUSTODIAN             | T025 - LINCOLN          | \$47,013      |
| JOSEPH     | GAGNON     | 4110-512960 | 1   | 92047103 | SENIOR CUSTODIAN             | T025 - LINCOLN          | \$52,151      |
| DOLORES    | LANOUE     | 4110-512960 | 1   | 92047103 | JUNIOR CUSTODIAN             | T025 - LINCOLN          | \$46,225      |
| PATTI      | CLOUGH     | 4110-512960 | 1   | 95547103 | JUNIOR CUSTODIAN             | T026 - MCAULIFFE        | \$45,671      |
| MARK       | GIURLEO    | 4110-512960 | 1   | 97547103 | SENIOR CUSTODIAN             | T026 - MCAULIFFE        | \$52,563      |
| JONATHAN   | PSALEDAKIS | 4110-512960 | 1   | 97547103 | JUNIOR CUSTODIAN             | T026 - MCAULIFFE        | \$47,013      |
| RONALD     | LANOUE     | 4110-512960 | 1   | 91247103 | JUNIOR CUSTODIAN             | T027 - MCAVINNUE        | \$48,122      |
| DANIEL     | ROGERS     | 4110-512960 | 1   | 93647103 | JUNIOR CUSTODIAN             | T032 - PAWTUCKETVILLE   | \$43,601      |
| AGOSTINHO  | SILVA      | 4110-512960 | 1   | 91247103 | JUNIOR CUSTODIAN             | T027 - MCAVINNUE        | \$47,567      |
| MANUEL     | SILVA      | 4110-512960 | 1   | 91247103 | SENIOR CUSTODIAN             | T027 - MCAVINNUE        | \$52,933      |
| MARK       | WHITE      | 4110-512960 | 1   | 92547103 | JUNIOR CUSTODIAN             | T028 - MOLLOY           | \$47,177      |
| EDWARD     | MCCABE     | 4110-512960 | 1   | 92747103 | JUNIOR CUSTODIAN             | T029 - MOODY ELEMENTARY | \$44,883      |
| ERIC       | GORDON     | 4110-512960 | 1   | 92747103 | SENIOR CUSTODIAN             | T029 - MOODY ELEMENTARY | \$52,933      |
| JEFFREY    | BILBY      | 4110-512960 | 1   | 93047103 | SENIOR CUSTODIAN             | T030 - MOREY            | \$52,933      |

Lowell Public Schools  
FY 2018-19 Staff Salary

Staff Positions  
Listed by Position

| First Name  | Last Name  | Account No. | FTE | Org No.  | Position         | School Location         | Salary Budget |
|-------------|------------|-------------|-----|----------|------------------|-------------------------|---------------|
| MICHAEL     | CAPPOTTO   | 4110-512960 | 1   | 93047103 | JUNIOR CUSTODIAN | T030 - MOREY            | \$47,383      |
| CHRISTOPHER | MAUTI      | 4110-512960 | 1   | 93047103 | JUNIOR CUSTODIAN | T030 - MOREY            | \$47,013      |
| SEAN        | CARNEY     | 4110-512960 | 1   | 98047103 | JUNIOR CUSTODIAN | T031 - MURKLAND         | \$45,794      |
| MICHAEL     | CASEY      | 4110-512960 | 1   | 98047103 | SENIOR CUSTODIAN | T031 - MURKLAND         | \$52,151      |
| KIMBERLY    | MITCHELL   | 4110-512960 | 1   | 98047103 | JUNIOR CUSTODIAN | T031 - MURKLAND         | \$42,258      |
| KATHERINE   | FLEMING    | 4110-512960 | 1   | 94047103 | JUNIOR CUSTODIAN | T033 - REILLY           | \$46,041      |
| RICHARD     | SARMENTO   | 4110-512960 | 1   | 94047103 | SENIOR CUSTODIAN | T033 - REILLY           | \$52,933      |
| JASON       | TOBIN      | 4110-512960 | 1   | 94047103 | JUNIOR CUSTODIAN | T033 - REILLY           | \$43,601      |
| MICHAEL     | KEENAN     | 4110-512960 | 1   | 99247103 | JUNIOR CUSTODIAN | T034 - RIVERSIDE        | \$45,939      |
| RICHARD     | BOUMEL     | 4110-512960 | 1   | 98647103 | JUNIOR CUSTODIAN | T035 - ROBINSON         | \$44,818      |
| DANIEL      | GALLAGHER  | 4110-512960 | 1   | 98647103 | JUNIOR CUSTODIAN | T035 - ROBINSON         | \$44,452      |
| MICHAEL     | LAKE       | 4110-512960 | 1   | 98647103 | SENIOR CUSTODIAN | T035 - ROBINSON         | \$52,933      |
| JEFFREY     | SOUTHWORTH | 4110-512960 | 1   | 98647103 | JUNIOR CUSTODIAN | T035 - ROBINSON         | \$43,601      |
| ISAIAS      | RODRIGUEZ  | 4110-512960 | 1   | 9874103  | JUNIOR CUSTODIAN | T036 - ROGERS           | \$43,601      |
| GERALD      | STUART     | 4110-512960 | 1   | 98747103 | JUNIOR CUSTODIAN | T036 - ROGERS           | \$47,567      |
| RENE        | SUMAILI    | 4110-512960 | 1   | 98447103 | JUNIOR CUSTODIAN | T036 - ROGERS           | \$43,601      |
| JOHN        | WOLFGANG   | 4110-512960 | 1   | 98747103 | SENIOR CUSTODIAN | T036 - ROGERS           | \$52,933      |
| JAMES       | PARENT     | 4110-512960 | 1   | 95047103 | SENIOR CUSTODIAN | T037 - SHAUGHNESSY      | \$52,563      |
| MARK        | PEABODY    | 4110-512960 | 1   | 95047103 | JUNIOR CUSTODIAN | T037 - SHAUGHNESSY      | \$47,567      |
| GARRETT     | SINGER     | 4110-512960 | 1   | 95047103 | JUNIOR CUSTODIAN | T037 - SHAUGHNESSY      | \$47,013      |
| EUGENE      | CASEY      | 4110-512960 | 1   | 98847103 | JUNIOR CUSTODIAN | T038 - SULLIVAN JR HIGH | \$47,177      |
| RAMON       | GONZALEZ   | 4110-512960 | 1   | 98847103 | JUNIOR CUSTODIAN | T038 - SULLIVAN JR HIGH | \$47,013      |
| KELLY       | KING       | 4110-512960 | 1   | 98847103 | JUNIOR CUSTODIAN | T038 - SULLIVAN JR HIGH | \$44,698      |
| RAYMOND     | LAFORTUNE  | 4110-512960 | 1   | 98847103 | SENIOR CUSTODIAN | T038 - SULLIVAN JR HIGH | \$51,823      |
| FREDDY      | ESTEVEZ    | 4110-512960 | 1   | 98947103 | JUNIOR CUSTODIAN | T042 - WANG             | \$43,601      |
| DENNIS      | FERREIRA   | 4110-512960 | 1   | 98947103 | SENIOR CUSTODIAN | T042 - WANG             | \$52,933      |
| MICHAEL     | SHEEHAN    | 4110-512960 | 1   | 98947103 | JUNIOR CUSTODIAN | T042 - WANG             | \$46,225      |
| CHARLES     | SINGER     | 4110-512960 | 1   | 98947103 | JUNIOR CUSTODIAN | T042 - WANG             | \$47,383      |
| MICHAEL     | RUNION     | 4110-512960 | 1   | 98747103 | JUNIOR CUSTODIAN | T043 - WASHINGTON       | \$43,601      |
| FREDERICK   | SPINDLER   | 4110-512960 | 1   | 95547103 | SENIOR CUSTODIAN | T043 - WASHINGTON       | \$52,563      |

Lowell Public Schools  
FY 2018-19 Staff Salary


Staff Positions  
Listed by Position

| First Name       | Last Name | Account No. | FTE | Org No.  | Position         | School Location | Salary Budget |
|------------------|-----------|-------------|-----|----------|------------------|-----------------|---------------|
| DONNA MARIE      | LEFEBVRE  | 4110-512960 | 1   | 96047103 | JUNIOR CUSTODIAN | T047 - STOKLOSA | \$47,177      |
| CHARLES          | NORTON    | 4110-512960 | 1   | 96047103 | JUNIOR CUSTODIAN | T047 - STOKLOSA | \$47,177      |
| JAMES            | SNOW      | 4110-512960 | 1   | 96047103 | JUNIOR CUSTODIAN | T047 - STOKLOSA | \$44,698      |
| JOSE             | VIEIRA    | 4110-512960 | 1   | 96047103 | SENIOR CUSTODIAN | T047 - STOKLOSA | \$52,933      |
| Reconciling Item |           |             |     |          |                  |                 | -\$85,000     |
|                  |           |             | 94  |          |                  |                 | \$4,402,038   |

Lowell Public Schools  
FY 2018-19 Staff Salary

Staff Positions  
Listed by Position

| First Name | Last Name | Account No. | FTE | Org No.  | Position       | School Location        | Salary Budget |
|------------|-----------|-------------|-----|----------|----------------|------------------------|---------------|
| JAMES      | MITCHELL  | 4000-512915 | 1   | 99041403 | SECURITY GUARD | T024 - LHS MAIN OFFICE | \$42,134      |
| KENNETH    | ARMSTRONG | 4000-512915 | 1   | 93541408 | SECURITY GUARD | T016 - LEBLANC         | \$43,109      |
| SHAUN      | CREMIN    | 4000-512915 | 1   | 99041403 | SECURITY GUARD | T024 - LHS MAIN OFFICE | \$43,109      |
| KIRK       | CZELEWICZ | 4000-512915 | 1   | 99041403 | SECURITY GUARD | T024 - LHS MAIN OFFICE | \$45,438      |
| MARY       | DESMARAIS | 4000-512915 | 1   | 99041403 | SECURITY GUARD | T024 - LHS MAIN OFFICE | \$45,438      |
| LEO        | FALARDEAU | 4000-512915 | 1   | 99041403 | SECURITY GUARD | T024 - LHS MAIN OFFICE | \$45,438      |
| VACANT     | VACANT    | 4000-512915 | 1   | 99041403 | SECURITY GUARD | T024 - LHS MAIN OFFICE | \$40,916      |
| DANIELLE   | LESSARD   | 4000-512915 | 1   | 99041403 | SECURITY GUARD | T024 - LHS MAIN OFFICE | \$45,438      |
| THOMAS     | OBRIEN    | 4000-512915 | 1   | 99041403 | SECURITY GUARD | T024 - LHS MAIN OFFICE | \$43,109      |
| PARIS      | MITCHELL  | 4000-512915 | 1   | 99041403 | SECURITY GUARD | T028 - MOLLOY          | \$42,134      |
|            |           |             | 10  |          |                |                        | \$436,263     |



# Bailey Elementary School

**Kimberley J. Clements**, Principal

175 Campbell Drive

Lowell, Massachusetts 01851

978-937-7644



## English Language Arts

|                       | E | M  | PM | NM | Mean  | SGP  | %ile |
|-----------------------|---|----|----|----|-------|------|------|
| All Students (school) | 5 | 41 | 41 | 13 | 498.0 | 43.0 | 42   |
| (district)            | 4 | 31 | 47 | 18 | 491.8 | 46.0 |      |
| (state)               | 7 | 42 | 41 | 10 | 499.1 | 50.0 |      |
| High Needs (school)   | 1 | 35 | 45 | 19 | 492.4 | 44.5 | 62   |
| (district)            | 2 | 24 | 50 | 23 | 487.5 | 44.0 |      |
| (state)               | 2 | 25 | 52 | 20 | 488.5 | 46.0 |      |

## Mathematics

|                       | E | M  | PM | NM | Mean  | SGP  | %ile |
|-----------------------|---|----|----|----|-------|------|------|
| All Students (school) | 7 | 52 | 33 | 8  | 503.3 | 57.0 | 68   |
| (district)            | 4 | 32 | 47 | 17 | 492.8 | 46.0 |      |
| (state)               | 8 | 40 | 41 | 12 | 498.8 | 50.0 |      |
| High Needs (school)   | 4 | 44 | 40 | 11 | 498.9 | 56.5 | 88   |
| (district)            | 2 | 26 | 50 | 21 | 488.7 | 44.0 |      |
| (state)               | 2 | 25 | 51 | 22 | 488.1 | 45.0 |      |

## Enrollment (October 1, 2017)

|          | PK  | K     | 1     | 2     | 3     | 4     | 5     | 6     | 7     | 8     | 9   | 10  | 11  | 12  | SP | Total  |
|----------|-----|-------|-------|-------|-------|-------|-------|-------|-------|-------|-----|-----|-----|-----|----|--------|
| School   | 26  | 91    | 94    | 93    | 97    | 87    |       |       |       |       |     |     |     |     |    | 488    |
| District | 556 | 1,138 | 1,194 | 1,169 | 1,287 | 1,241 | 1,198 | 1,206 | 1,034 | 1,110 | 856 | 811 | 816 | 788 | 32 | 14,436 |

## Students (October 1, 2017)

|                  | school | district |
|------------------|--------|----------|
| African American | 4.3    | 7.9      |
| Asian            | 34.8   | 28.9     |
| Hispanic         | 21.1   | 31.9     |
| White            | 33.8   | 27.4     |
| Other            | 6.0    | 3.9      |


|                            | school | district |
|----------------------------|--------|----------|
| First Language Not English | 27.9   | 29.2     |
| English Language Learner   | 23.2   | 24.2     |
| Students With Disabilities | 15.8   | 16.6     |
| High Needs                 | 61.1   | 71.3     |
| Economically Disadvantaged | 45.1   | 55.9     |

## Indicators (2016-17)

|  | school | district |
|--|--------|----------|
| Attendance Rate                              | 95.3   | 94.0     |
| Average Number of Days Absent                | 8.1    | 10.0     |
| Absent 10 or more days                       | 34.4   | 36.8     |
| Chronically Absent (10% or more)             | 8.0    | 16.0     |
| Students with more than 9 Unexcused Absences | 12.4   | 25.7     |
| Retention Rate                               | 0.8    | 1.5      |

## Special Programs (2017-18)

CSA (PreK)  
CSA (K-2)  
CSA (3-4)



# Rogers STEM Academy

**Jason M. McCrevan**, Principal  
43 Highland Street  
Lowell, Massachusetts 01852  
978-674-2040



## English Language Arts

|                       | E | M  | PM | NM | Mean  | SGP  | %ile |
|-----------------------|---|----|----|----|-------|------|------|
| All Students (school) | 3 | 27 | 53 | 18 | 488.9 | 25.0 | 14   |
| (district)            | 4 | 31 | 47 | 18 | 491.8 | 46.0 |      |
| (state)               | 7 | 42 | 41 | 10 | 499.1 | 50.0 |      |
| High Needs (school)   | 2 | 20 | 58 | 20 | 485.8 | 25.0 | 21   |
| (district)            | 2 | 24 | 50 | 23 | 487.5 | 44.0 |      |
| (state)               | 2 | 25 | 52 | 20 | 488.5 | 46.0 |      |

## Mathematics

|                       | E | M  | PM | NM | Mean  | SGP  | %ile |
|-----------------------|---|----|----|----|-------|------|------|
| All Students (school) | 5 | 26 | 48 | 21 | 488.3 | 22.0 | 14   |
| (district)            | 4 | 32 | 47 | 17 | 492.8 | 46.0 |      |
| (state)               | 8 | 40 | 41 | 12 | 498.8 | 50.0 |      |
| High Needs (school)   | 3 | 23 | 50 | 24 | 484.9 | 21.0 | 23   |
| (district)            | 2 | 26 | 50 | 21 | 488.7 | 44.0 |      |
| (state)               | 2 | 25 | 51 | 22 | 488.1 | 45.0 |      |

## Enrollment (October 1, 2017)

|          | PK  | K     | 1     | 2     | 3     | 4     | 5     | 6     | 7     | 8     | 9   | 10  | 11  | 12  | SP | Total  |
|----------|-----|-------|-------|-------|-------|-------|-------|-------|-------|-------|-----|-----|-----|-----|----|--------|
| School   | 54  | 87    | 82    | 97    | 109   | 95    | 108   | 53    |       |       |     |     |     |     |    | 685    |
| District | 556 | 1,138 | 1,194 | 1,169 | 1,287 | 1,241 | 1,198 | 1,206 | 1,034 | 1,110 | 856 | 811 | 816 | 788 | 32 | 14,436 |

## Students (October 1, 2017)

|                  | school | district |
|------------------|--------|----------|
| African American | 8.8    | 7.9      |
| Asian            | 24.4   | 28.9     |
| Hispanic         | 39.3   | 31.9     |
| White            | 24.1   | 27.4     |
| Other            | 3.4    | 3.9      |

|                            | school | district |
|----------------------------|--------|----------|
| First Language Not English | 38.0   | 29.2     |
| English Language Learner   | 30.4   | 24.2     |
| Students With Disabilities | 14.5   | 16.6     |
| High Needs                 | 80.6   | 71.3     |
| Economically Disadvantaged | 65.4   | 55.9     |

## Indicators (2016-17)

|  | school | district |
|--|--------|----------|
| Attendance Rate                              | 94.6   | 94.0     |
| Average Number of Days Absent                | 9.0    | 10.0     |
| Absent 10 or more days                       | 37.4   | 36.8     |
| Chronically Absent (10% or more)             | 16.1   | 16.0     |
| Students with more than 9 Unexcused Absences | 30.6   | 25.7     |
| Retention Rate                               | 0.2    | 1.5      |

## Special Programs (2017-18)

CSA (PreK) 2  
CSA (K)  
Newcomer (1-2)  
Newcomer (3-4)




# McAvinnue Elementary School

**Michael Neal Ducharme**, Principal

131 Mammoth Road

Lowell, Massachusetts 01854

978-937-2871



## English Language Arts

|                              | E | M  | PM | NM | Mean  | SGP  | %ile |
|------------------------------|---|----|----|----|-------|------|------|
| <b>All Students (school)</b> | 2 | 25 | 50 | 24 | 485.8 | 26.0 | 8    |
| <b>(district)</b>            | 4 | 31 | 47 | 18 | 491.8 | 46.0 |      |
| <b>(state)</b>               | 7 | 42 | 41 | 10 | 499.1 | 50.0 |      |
| <b>High Needs (school)</b>   | 2 | 17 | 51 | 31 | 481.1 | 23.0 | 7    |
| <b>(district)</b>            | 2 | 24 | 50 | 23 | 487.5 | 44.0 |      |
| <b>(state)</b>               | 2 | 25 | 52 | 20 | 488.5 | 46.0 |      |

## Mathematics

|                              | E | M  | PM | NM | Mean  | SGP  | %ile |
|------------------------------|---|----|----|----|-------|------|------|
| <b>All Students (school)</b> | 4 | 30 | 45 | 21 | 488.7 | 25.0 | 15   |
| <b>(district)</b>            | 4 | 32 | 47 | 17 | 492.8 | 46.0 |      |
| <b>(state)</b>               | 8 | 40 | 41 | 12 | 498.8 | 50.0 |      |
| <b>High Needs (school)</b>   | 2 | 25 | 46 | 27 | 484.7 | 25.0 | 22   |
| <b>(district)</b>            | 2 | 26 | 50 | 21 | 488.7 | 44.0 |      |
| <b>(state)</b>               | 2 | 25 | 51 | 22 | 488.1 | 45.0 |      |

## Enrollment (October 1, 2017)

|                 | PK  | K     | 1     | 2     | 3     | 4     | 5     | 6     | 7     | 8     | 9   | 10  | 11  | 12  | SP | Total  |
|-----------------|-----|-------|-------|-------|-------|-------|-------|-------|-------|-------|-----|-----|-----|-----|----|--------|
| <b>School</b>   | 29  | 88    | 95    | 81    | 103   | 91    |       |       |       |       |     |     |     |     |    | 487    |
| <b>District</b> | 556 | 1,138 | 1,194 | 1,169 | 1,287 | 1,241 | 1,198 | 1,206 | 1,034 | 1,110 | 856 | 811 | 816 | 788 | 32 | 14,436 |

## Students (October 1, 2017)

|                         | school | district |
|-------------------------|--------|----------|
| <b>African American</b> | 6.0    | 7.9      |
| <b>Asian</b>            | 15.2   | 28.9     |
| <b>Hispanic</b>         | 50.3   | 31.9     |
| <b>White</b>            | 25.5   | 27.4     |
| <b>Other</b>            | 3.0    | 3.9      |

|                                   | school | district |
|-----------------------------------|--------|----------|
| <b>First Language Not English</b> | 36.6   | 29.2     |
| <b>English Language Learner</b>   | 33.9   | 24.2     |
| <b>Students With Disabilities</b> | 14.2   | 16.6     |
| <b>High Needs</b>                 | 79.5   | 71.3     |
| <b>Economically Disadvantaged</b> | 63.0   | 55.9     |

## Indicators (2016-17)

|   | school | district |
|---|--------|----------|
| <b>Attendance Rate</b>                              | 94.7   | 94.0     |
| <b>Average Number of Days Absent</b>                | 8.8    | 10.0     |
| <b>Absent 10 or more days</b>                       | 36.7   | 36.8     |
| <b>Chronically Absent (10% or more)</b>             | 12.5   | 16.0     |
| <b>Students with more than 9 Unexcused Absences</b> | 23.2   | 25.7     |
| <b>Retention Rate</b>                               | 0.8    | 1.5      |


## Special Programs (2017-18)

CSA (PreK)  
CSA (K-2)  
CSA (3-4)  
Newcomer (1-2)  
Newcomer (3-4)



# Greenhalge Elementary School

**James W. Neary**, Principal  
149 Ennell Street  
Lowell, Massachusetts 01850  
978-937-7670



## English Language Arts

|                              | E | M  | PM | NM | Mean  | SGP  | %ile |
|------------------------------|---|----|----|----|-------|------|------|
| <b>All Students (school)</b> | 1 | 33 | 50 | 16 | 490.0 | 38.0 | 16   |
| <b>(district)</b>            | 4 | 31 | 47 | 18 | 491.8 | 46.0 |      |
| <b>(state)</b>               | 7 | 42 | 41 | 10 | 499.1 | 50.0 |      |
| <b>High Needs (school)</b>   | 1 | 29 | 52 | 18 | 488.0 | 36.0 | 33   |
| <b>(district)</b>            | 2 | 24 | 50 | 23 | 487.5 | 44.0 |      |
| <b>(state)</b>               | 2 | 25 | 52 | 20 | 488.5 | 46.0 |      |

## Mathematics

|                              | E | M  | PM | NM | Mean  | SGP  | %ile |
|------------------------------|---|----|----|----|-------|------|------|
| <b>All Students (school)</b> | 3 | 28 | 50 | 18 | 488.7 | 29.0 | 15   |
| <b>(district)</b>            | 4 | 32 | 47 | 17 | 492.8 | 46.0 |      |
| <b>(state)</b>               | 8 | 40 | 41 | 12 | 498.8 | 50.0 |      |
| <b>High Needs (school)</b>   | 3 | 26 | 50 | 21 | 487.2 | 29.0 | 33   |
| <b>(district)</b>            | 2 | 26 | 50 | 21 | 488.7 | 44.0 |      |
| <b>(state)</b>               | 2 | 25 | 51 | 22 | 488.1 | 45.0 |      |

## Enrollment (October 1, 2017)

|                 | PK  | K     | 1     | 2     | 3     | 4     | 5     | 6     | 7     | 8     | 9   | 10  | 11  | 12  | SP | Total  |
|-----------------|-----|-------|-------|-------|-------|-------|-------|-------|-------|-------|-----|-----|-----|-----|----|--------|
| <b>School</b>   | 61  | 83    | 85    | 92    | 92    | 89    |       |       |       |       |     |     |     |     |    | 502    |
| <b>District</b> | 556 | 1,138 | 1,194 | 1,169 | 1,287 | 1,241 | 1,198 | 1,206 | 1,034 | 1,110 | 856 | 811 | 816 | 788 | 32 | 14,436 |

## Students (October 1, 2017)

|                         | school | district |
|-------------------------|--------|----------|
| <b>African American</b> | 10.4   | 7.9      |
| <b>Asian</b>            | 13.3   | 28.9     |
| <b>Hispanic</b>         | 42.6   | 31.9     |
| <b>White</b>            | 29.1   | 27.4     |
| <b>Other</b>            | 4.6    | 3.9      |


|                                   | school | district |
|-----------------------------------|--------|----------|
| <b>First Language Not English</b> | 34.9   | 29.2     |
| <b>English Language Learner</b>   | 30.9   | 24.2     |
| <b>Students With Disabilities</b> | 16.7   | 16.6     |
| <b>High Needs</b>                 | 86.9   | 71.3     |
| <b>Economically Disadvantaged</b> | 75.1   | 55.9     |

## Indicators (2016-17)

|   | school | district |
|---|--------|----------|
| <b>Attendance Rate</b>                              | 93.1   | 94.0     |
| <b>Average Number of Days Absent</b>                | 11.3   | 10.0     |
| <b>Absent 10 or more days</b>                       | 47.2   | 36.8     |
| <b>Chronically Absent (10% or more)</b>             | 24.9   | 16.0     |
| <b>Students with more than 9 Unexcused Absences</b> | 36.4   | 25.7     |
| <b>Retention Rate</b>                               | 2.0    | 1.5      |

## Special Programs (2017-18)

CSA (Pre-K) 3  
Newcomer (1-4)



# Pyne Arts Magnet School

Wendy L. Crocker-Roberge, Principal

145 Boylston Street  
Lowell, Massachusetts 01852  
978-937-7639



## English Language Arts

|                       | E | M  | PM | NM | Mean  | SGP  | %ile |
|-----------------------|---|----|----|----|-------|------|------|
| All Students (school) | 8 | 44 | 37 | 11 | 501.9 | 59.5 | 61   |
| (district)            | 4 | 31 | 47 | 18 | 491.8 | 46.0 |      |
| (state)               | 7 | 42 | 41 | 10 | 499.1 | 50.0 |      |
| High Needs (school)   | 4 | 40 | 40 | 16 | 497.8 | 57.5 | 87   |
| (district)            | 2 | 24 | 50 | 23 | 487.5 | 44.0 |      |
| (state)               | 2 | 25 | 52 | 20 | 488.5 | 46.0 |      |

## Mathematics

|                       | E | M  | PM | NM | Mean  | SGP  | %ile |
|-----------------------|---|----|----|----|-------|------|------|
| All Students (school) | 6 | 39 | 44 | 10 | 500.5 | 50.5 | 55   |
| (district)            | 4 | 32 | 47 | 17 | 492.8 | 46.0 |      |
| (state)               | 8 | 40 | 41 | 12 | 498.8 | 50.0 |      |
| High Needs (school)   | 4 | 33 | 48 | 15 | 497.1 | 53.0 | 83   |
| (district)            | 2 | 26 | 50 | 21 | 488.7 | 44.0 |      |
| (state)               | 2 | 25 | 51 | 22 | 488.1 | 45.0 |      |

## Enrollment (October 1, 2017)

|          | PK  | K     | 1     | 2     | 3     | 4     | 5     | 6     | 7     | 8     | 9   | 10  | 11  | 12  | SP | Total  |
|----------|-----|-------|-------|-------|-------|-------|-------|-------|-------|-------|-----|-----|-----|-----|----|--------|
| School   | 28  | 48    | 48    | 48    | 50    | 51    | 50    | 61    | 56    | 50    |     |     |     |     |    | 490    |
| District | 556 | 1,138 | 1,194 | 1,169 | 1,287 | 1,241 | 1,198 | 1,206 | 1,034 | 1,110 | 856 | 811 | 816 | 788 | 32 | 14,436 |

## Students (October 1, 2017)

|                  | school | district |
|------------------|--------|----------|
| African American | 4.5    | 7.9      |
| Asian            | 12.9   | 28.9     |
| Hispanic         | 36.3   | 31.9     |
| White            | 41.8   | 27.4     |
| Other            | 4.5    | 3.9      |


|                            | school | district |
|----------------------------|--------|----------|
| First Language Not English | 20.2   | 29.2     |
| English Language Learner   | 18.4   | 24.2     |
| Students With Disabilities | 20.2   | 16.6     |
| High Needs                 | 66.5   | 71.3     |
| Economically Disadvantaged | 49.2   | 55.9     |

## Indicators (2016-17)

|  | school | district |
|--|--------|----------|
| Attendance Rate                              | 95.5   | 94.0     |
| Average Number of Days Absent                | 7.8    | 10.0     |
| Absent 10 or more days                       | 30.5   | 36.8     |
| Chronically Absent (10% or more)             | 7.2    | 16.0     |
| Students with more than 9 Unexcused Absences | 18.6   | 25.7     |
| Retention Rate                               | 0.2    | 1.5      |

## Special Programs (2017-18)

CSA (PreK)  
CSA (K-1)  
CSA (2-4)  
CSA (5-8)



# Lincoln Elementary School

**Ruben D. Carmona**, Principal  
300 Chelmsford Street  
Lowell, Massachusetts 01851  
978-937-2846



## English Language Arts

|                       | E | M  | PM | NM | Mean  | SGP  | %ile |
|-----------------------|---|----|----|----|-------|------|------|
| All Students (school) | 2 | 27 | 57 | 15 | 490.0 | 55.0 | 16   |
| (district)            | 4 | 31 | 47 | 18 | 491.8 | 46.0 |      |
| (state)               | 7 | 42 | 41 | 10 | 499.1 | 50.0 |      |
| High Needs (school)   | 3 | 23 | 58 | 16 | 488.6 | 47.0 | 37   |
| (district)            | 2 | 24 | 50 | 23 | 487.5 | 44.0 |      |
| (state)               | 2 | 25 | 52 | 20 | 488.5 | 46.0 |      |

## Mathematics

|                       | E | M  | PM | NM | Mean  | SGP  | %ile |
|-----------------------|---|----|----|----|-------|------|------|
| All Students (school) | 3 | 37 | 50 | 11 | 494.4 | 65.0 | 31   |
| (district)            | 4 | 32 | 47 | 17 | 492.8 | 46.0 |      |
| (state)               | 8 | 40 | 41 | 12 | 498.8 | 50.0 |      |
| High Needs (school)   | 2 | 32 | 54 | 12 | 492.1 | 63.0 | 62   |
| (district)            | 2 | 26 | 50 | 21 | 488.7 | 44.0 |      |
| (state)               | 2 | 25 | 51 | 22 | 488.1 | 45.0 |      |

## Enrollment (October 1, 2017)

|          | PK  | K     | 1     | 2     | 3     | 4     | 5     | 6     | 7     | 8     | 9   | 10  | 11  | 12  | SP | Total  |
|----------|-----|-------|-------|-------|-------|-------|-------|-------|-------|-------|-----|-----|-----|-----|----|--------|
| School   | 49  | 85    | 90    | 75    | 96    | 92    |       |       |       |       |     |     |     |     |    | 487    |
| District | 556 | 1,138 | 1,194 | 1,169 | 1,287 | 1,241 | 1,198 | 1,206 | 1,034 | 1,110 | 856 | 811 | 816 | 788 | 32 | 14,436 |

## Students (October 1, 2017)

|                  | school | district |
|------------------|--------|----------|
| African American | 5.1    | 7.9      |
| Asian            | 50.5   | 28.9     |
| Hispanic         | 29.2   | 31.9     |
| White            | 11.3   | 27.4     |
| Other            | 3.9    | 3.9      |

|                            | school | district |
|----------------------------|--------|----------|
| First Language Not English | 40.7   | 29.2     |
| English Language Learner   | 34.9   | 24.2     |
| Students With Disabilities | 16.0   | 16.6     |
| High Needs                 | 83.6   | 71.3     |
| Economically Disadvantaged | 67.6   | 55.9     |


## Indicators (2016-17)

|  | school | district |
|--|--------|----------|
| Attendance Rate                              | 94.6   | 94.0     |
| Average Number of Days Absent                | 9.3    | 10.0     |
| Absent 10 or more days                       | 40.1   | 36.8     |
| Chronically Absent (10% or more)             | 16.4   | 16.0     |
| Students with more than 9 Unexcused Absences | 24.7   | 25.7     |
| Retention Rate                               | 0.3    | 1.5      |

## Special Programs (2017-18)

ABE Program (K)  
ABE Program (1-2)





# Moody Elementary School

**Roberta M. Keefe, Principal**  
158 Rogers Street  
Lowell, Massachusetts 01852  
978-937-7673



## English Language Arts

|                              | E | M  | PM | NM | Mean  | SGP  | %ile |
|------------------------------|---|----|----|----|-------|------|------|
| <b>All Students (school)</b> | 4 | 36 | 52 | 9  | 494.1 | 50.0 | 27   |
| <b>(district)</b>            | 4 | 31 | 47 | 18 | 491.8 | 46.0 |      |
| <b>(state)</b>               | 7 | 42 | 41 | 10 | 499.1 | 50.0 |      |
| <b>High Needs (school)</b>   | 4 | 35 | 51 | 10 | 493.3 | 53.5 | 68   |
| <b>(district)</b>            | 2 | 24 | 50 | 23 | 487.5 | 44.0 |      |
| <b>(state)</b>               | 2 | 25 | 52 | 20 | 488.5 | 46.0 |      |

## Mathematics

|                              | E | M  | PM | NM | Mean  | SGP  | %ile |
|------------------------------|---|----|----|----|-------|------|------|
| <b>All Students (school)</b> | 2 | 41 | 43 | 14 | 496.4 | 59.5 | 37   |
| <b>(district)</b>            | 4 | 32 | 47 | 17 | 492.8 | 46.0 |      |
| <b>(state)</b>               | 8 | 40 | 41 | 12 | 498.8 | 50.0 |      |
| <b>High Needs (school)</b>   | 3 | 37 | 46 | 14 | 496.1 | 59.5 | 80   |
| <b>(district)</b>            | 2 | 26 | 50 | 21 | 488.7 | 44.0 |      |
| <b>(state)</b>               | 2 | 25 | 51 | 22 | 488.1 | 45.0 |      |

## Enrollment (October 1, 2017)

|                 | PK  | K     | 1     | 2     | 3     | 4     | 5     | 6     | 7     | 8     | 9   | 10  | 11  | 12  | SP | Total  |
|-----------------|-----|-------|-------|-------|-------|-------|-------|-------|-------|-------|-----|-----|-----|-----|----|--------|
| <b>School</b>   | 27  | 43    | 46    | 40    | 40    | 47    |       |       |       |       |     |     |     |     |    | 243    |
| <b>District</b> | 556 | 1,138 | 1,194 | 1,169 | 1,287 | 1,241 | 1,198 | 1,206 | 1,034 | 1,110 | 856 | 811 | 816 | 788 | 32 | 14,436 |

## Students (October 1, 2017)

|                         | school | district |
|-------------------------|--------|----------|
| <b>African American</b> | 4.5    | 7.9      |
| <b>Asian</b>            | 18.5   | 28.9     |
| <b>Hispanic</b>         | 40.3   | 31.9     |
| <b>White</b>            | 32.9   | 27.4     |
| <b>Other</b>            | 3.8    | 3.9      |


|                                   | school | district |
|-----------------------------------|--------|----------|
| <b>First Language Not English</b> | 42.8   | 29.2     |
| <b>English Language Learner</b>   | 39.1   | 24.2     |
| <b>Students With Disabilities</b> | 9.1    | 16.6     |
| <b>High Needs</b>                 | 80.2   | 71.3     |
| <b>Economically Disadvantaged</b> | 65.8   | 55.9     |

## Indicators (2016-17)

|   | school | district |
|---|--------|----------|
| <b>Attendance Rate</b>                              | 93.0   | 94.0     |
| <b>Average Number of Days Absent</b>                | 10.9   | 10.0     |
| <b>Absent 10 or more days</b>                       | 48.1   | 36.8     |
| <b>Chronically Absent (10% or more)</b>             | 24.6   | 16.0     |
| <b>Students with more than 9 Unexcused Absences</b> | 32.0   | 25.7     |
| <b>Retention Rate</b>                               | 0.6    | 1.5      |

## Special Programs (2017-18)

PK-Plus Program  
K-Plus Program



# Morey Elementary School

**Frederick J. McOsker**, Principal

130 Pine Street

Lowell, Massachusetts 01851

978-937-7662



## English Language Arts

|                              | E  | M  | PM | NM | Mean  | SGP  | %ile |
|------------------------------|----|----|----|----|-------|------|------|
| <b>All Students (school)</b> | 12 | 45 | 39 | 4  | 504.1 | 41.0 | 68   |
| <b>(district)</b>            | 4  | 31 | 47 | 18 | 491.8 | 46.0 |      |
| <b>(state)</b>               | 7  | 42 | 41 | 10 | 499.1 | 50.0 |      |
| <b>High Needs (school)</b>   | 9  | 41 | 45 | 6  | 500.3 | 41.0 | 93   |
| <b>(district)</b>            | 2  | 24 | 50 | 23 | 487.5 | 44.0 |      |
| <b>(state)</b>               | 2  | 25 | 52 | 20 | 488.5 | 46.0 |      |

## Mathematics

|                              | E | M  | PM | NM | Mean  | SGP  | %ile |
|------------------------------|---|----|----|----|-------|------|------|
| <b>All Students (school)</b> | 9 | 48 | 39 | 5  | 503.1 | 56.0 | 67   |
| <b>(district)</b>            | 4 | 32 | 47 | 17 | 492.8 | 46.0 |      |
| <b>(state)</b>               | 8 | 40 | 41 | 12 | 498.8 | 50.0 |      |
| <b>High Needs (school)</b>   | 6 | 43 | 46 | 6  | 499.9 | 56.0 | 91   |
| <b>(district)</b>            | 2 | 26 | 50 | 21 | 488.7 | 44.0 |      |
| <b>(state)</b>               | 2 | 25 | 51 | 22 | 488.1 | 45.0 |      |

## Enrollment (October 1, 2017)

|                 | PK  | K     | 1     | 2     | 3     | 4     | 5     | 6     | 7     | 8     | 9   | 10  | 11  | 12  | SP | Total  |
|-----------------|-----|-------|-------|-------|-------|-------|-------|-------|-------|-------|-----|-----|-----|-----|----|--------|
| <b>School</b>   | 49  | 89    | 94    | 92    | 98    | 93    |       |       |       |       |     |     |     |     |    | 515    |
| <b>District</b> | 556 | 1,138 | 1,194 | 1,169 | 1,287 | 1,241 | 1,198 | 1,206 | 1,034 | 1,110 | 856 | 811 | 816 | 788 | 32 | 14,436 |

## Students (October 1, 2017)

|                         | school | district |
|-------------------------|--------|----------|
| <b>African American</b> | 4.9    | 7.9      |
| <b>Asian</b>            | 61.6   | 28.9     |
| <b>Hispanic</b>         | 9.7    | 31.9     |
| <b>White</b>            | 19.2   | 27.4     |
| <b>Other</b>            | 4.6    | 3.9      |

|                                   | school | district |
|-----------------------------------|--------|----------|
| <b>First Language Not English</b> | 42.3   | 29.2     |
| <b>English Language Learner</b>   | 38.3   | 24.2     |
| <b>Students With Disabilities</b> | 15.5   | 16.6     |
| <b>High Needs</b>                 | 68.9   | 71.3     |
| <b>Economically Disadvantaged</b> | 45.6   | 55.9     |


## Indicators (2016-17)

|   | school | district |
|---|--------|----------|
| <b>Attendance Rate</b>                              | 95.3   | 94.0     |
| <b>Average Number of Days Absent</b>                | 8.0    | 10.0     |
| <b>Absent 10 or more days</b>                       | 28.3   | 36.8     |
| <b>Chronically Absent (10% or more)</b>             | 10.1   | 16.0     |
| <b>Students with more than 9 Unexcused Absences</b> | 19.2   | 25.7     |
| <b>Retention Rate</b>                               | 1.6    | 1.5      |

## Special Programs (2017-18)

Lifeskills (Intensive PreK)  
Lifeskills (Intensive K-4)

# Pawtucketville Memorial Elementary School



**Mathew McLean**, Principal  
425 West Meadow Road  
Lowell, Massachusetts 01854  
978-937-7667



## English Language Arts

|                              | E  | M  | PM | NM | Mean  | SGP  | %ile |
|------------------------------|----|----|----|----|-------|------|------|
| <b>All Students (school)</b> | 18 | 40 | 35 | 7  | 504.9 | 44.0 | 72   |
| <b>(district)</b>            | 4  | 31 | 47 | 18 | 491.8 | 46.0 |      |
| <b>(state)</b>               | 7  | 42 | 41 | 10 | 499.1 | 50.0 |      |
| <b>High Needs (school)</b>   | 14 | 36 | 40 | 10 | 499.8 | 42.5 | 92   |
| <b>(district)</b>            | 2  | 24 | 50 | 23 | 487.5 | 44.0 |      |
| <b>(state)</b>               | 2  | 25 | 52 | 20 | 488.5 | 46.0 |      |

## Mathematics

|                              | E | M  | PM | NM | Mean  | SGP  | %ile |
|------------------------------|---|----|----|----|-------|------|------|
| <b>All Students (school)</b> | 9 | 51 | 31 | 9  | 503.6 | 40.5 | 68   |
| <b>(district)</b>            | 4 | 32 | 47 | 17 | 492.8 | 46.0 |      |
| <b>(state)</b>               | 8 | 40 | 41 | 12 | 498.8 | 50.0 |      |
| <b>High Needs (school)</b>   | 7 | 44 | 35 | 13 | 498.7 | 40.5 | 88   |
| <b>(district)</b>            | 2 | 26 | 50 | 21 | 488.7 | 44.0 |      |
| <b>(state)</b>               | 2 | 25 | 51 | 22 | 488.1 | 45.0 |      |

## Enrollment (October 1, 2017)

|                 | PK  | K     | 1     | 2     | 3     | 4     | 5     | 6     | 7     | 8     | 9   | 10  | 11  | 12  | SP | Total  |
|-----------------|-----|-------|-------|-------|-------|-------|-------|-------|-------|-------|-----|-----|-----|-----|----|--------|
| <b>School</b>   | 31  | 84    | 99    | 94    | 102   | 101   |       |       |       |       |     |     |     |     |    | 511    |
| <b>District</b> | 556 | 1,138 | 1,194 | 1,169 | 1,287 | 1,241 | 1,198 | 1,206 | 1,034 | 1,110 | 856 | 811 | 816 | 788 | 32 | 14,436 |

## Students (October 1, 2017)

|                         | school | district |
|-------------------------|--------|----------|
| <b>African American</b> | 8.0    | 7.9      |
| <b>Asian</b>            | 22.3   | 28.9     |
| <b>Hispanic</b>         | 28.2   | 31.9     |
| <b>White</b>            | 35.8   | 27.4     |
| <b>Other</b>            | 5.7    | 3.9      |


|                                   | school | district |
|-----------------------------------|--------|----------|
| <b>First Language Not English</b> | 26.0   | 29.2     |
| <b>English Language Learner</b>   | 22.5   | 24.2     |
| <b>Students With Disabilities</b> | 17.0   | 16.6     |
| <b>High Needs</b>                 | 63.2   | 71.3     |
| <b>Economically Disadvantaged</b> | 46.4   | 55.9     |

## Indicators (2016-17)

|   | school | district |
|---|--------|----------|
| <b>Attendance Rate</b>                              | 95.4   | 94.0     |
| <b>Average Number of Days Absent</b>                | 7.9    | 10.0     |
| <b>Absent 10 or more days</b>                       | 32.4   | 36.8     |
| <b>Chronically Absent (10% or more)</b>             | 10.2   | 16.0     |
| <b>Students with more than 9 Unexcused Absences</b> | 20.2   | 25.7     |
| <b>Retention Rate</b>                               | 1.3    | 1.5      |

## Special Programs (2017-18)

Adjustment (K-2)  
Adjustment (3-4)  
CSA (PreK)  
CSA (K-1)  
Newcomer (1-4)



# Reilly Elementary School

**Sean D. Carabatsos**, Principal  
115 Douglas Road  
Lowell, Massachusetts 01852  
978-937-7652



## English Language Arts

|                              | E  | M  | PM | NM | Mean  | SGP  | %ile |
|------------------------------|----|----|----|----|-------|------|------|
| <b>All Students (school)</b> | 12 | 35 | 40 | 13 | 497.4 | 61.0 | 40   |
| <b>(district)</b>            | 4  | 31 | 47 | 18 | 491.8 | 46.0 |      |
| <b>(state)</b>               | 7  | 42 | 41 | 10 | 499.1 | 50.0 |      |
| <b>High Needs (school)</b>   | 6  | 30 | 46 | 18 | 490.7 | 59.5 | 51   |
| <b>(district)</b>            | 2  | 24 | 50 | 23 | 487.5 | 44.0 |      |
| <b>(state)</b>               | 2  | 25 | 52 | 20 | 488.5 | 46.0 |      |

## Mathematics

|                              | E | M  | PM | NM | Mean  | SGP  | %ile |
|------------------------------|---|----|----|----|-------|------|------|
| <b>All Students (school)</b> | 3 | 38 | 43 | 16 | 494.0 | 45.0 | 29   |
| <b>(district)</b>            | 4 | 32 | 47 | 17 | 492.8 | 46.0 |      |
| <b>(state)</b>               | 8 | 40 | 41 | 12 | 498.8 | 50.0 |      |
| <b>High Needs (school)</b>   | 1 | 31 | 47 | 21 | 488.7 | 42.0 | 41   |
| <b>(district)</b>            | 2 | 26 | 50 | 21 | 488.7 | 44.0 |      |
| <b>(state)</b>               | 2 | 25 | 51 | 22 | 488.1 | 45.0 |      |

## Enrollment (October 1, 2017)

|                 | PK  | K     | 1     | 2     | 3     | 4     | 5     | 6     | 7     | 8     | 9   | 10  | 11  | 12  | SP | Total  |
|-----------------|-----|-------|-------|-------|-------|-------|-------|-------|-------|-------|-----|-----|-----|-----|----|--------|
| <b>School</b>   |     | 97    | 100   | 109   | 120   | 116   |       |       |       |       |     |     |     |     |    | 542    |
| <b>District</b> | 556 | 1,138 | 1,194 | 1,169 | 1,287 | 1,241 | 1,198 | 1,206 | 1,034 | 1,110 | 856 | 811 | 816 | 788 | 32 | 14,436 |

## Students (October 1, 2017)

|                         | school | district |
|-------------------------|--------|----------|
| <b>African American</b> | 3.9    | 7.9      |
| <b>Asian</b>            | 8.3    | 28.9     |
| <b>Hispanic</b>         | 36.9   | 31.9     |
| <b>White</b>            | 46.7   | 27.4     |
| <b>Other</b>            | 4.2    | 3.9      |

|                                   | school | district |
|-----------------------------------|--------|----------|
| <b>First Language Not English</b> | 26.9   | 29.2     |
| <b>English Language Learner</b>   | 25.3   | 24.2     |
| <b>Students With Disabilities</b> | 14.4   | 16.6     |
| <b>High Needs</b>                 | 63.8   | 71.3     |
| <b>Economically Disadvantaged</b> | 52.2   | 55.9     |

## Indicators (2016-17)

|   | school | district |
|---|--------|----------|
| <b>Attendance Rate</b>                              | 95.3   | 94.0     |
| <b>Average Number of Days Absent</b>                | 8.0    | 10.0     |
| <b>Absent 10 or more days</b>                       | 32.4   | 36.8     |
| <b>Chronically Absent (10% or more)</b>             | 8.9    | 16.0     |
| <b>Students with more than 9 Unexcused Absences</b> | 18.4   | 25.7     |
| <b>Retention Rate</b>                               | 2.4    | 1.5      |

## Special Programs (2017-18)

Adjustment (K-2)  
Adjustment (3-4)  
Newcomer (1-2)  
Newcomer (3-4)




# Shaughnessy Elementary School

**Paul Schlichtman**, Acting Principal

1158 Gorham Street

Lowell, Massachusetts 01852

978-937-7657



## English Language Arts

|                       | E | M  | PM | NM | Mean  | SGP  | %ile |
|-----------------------|---|----|----|----|-------|------|------|
| All Students (school) | 7 | 40 | 43 | 10 | 498.2 | 48.0 | 42   |
| (district)            | 4 | 31 | 47 | 18 | 491.8 | 46.0 |      |
| (state)               | 7 | 42 | 41 | 10 | 499.1 | 50.0 |      |
| High Needs (school)   | 5 | 34 | 49 | 12 | 494.8 | 45.0 | 75   |
| (district)            | 2 | 24 | 50 | 23 | 487.5 | 44.0 |      |
| (state)               | 2 | 25 | 52 | 20 | 488.5 | 46.0 |      |

## Mathematics

|                       | E | M  | PM | NM | Mean  | SGP  | %ile |
|-----------------------|---|----|----|----|-------|------|------|
| All Students (school) | 8 | 41 | 40 | 11 | 499.3 | 56.5 | 50   |
| (district)            | 4 | 32 | 47 | 17 | 492.8 | 46.0 |      |
| (state)               | 8 | 40 | 41 | 12 | 498.8 | 50.0 |      |
| High Needs (school)   | 5 | 38 | 45 | 12 | 496.4 | 53.0 | 81   |
| (district)            | 2 | 26 | 50 | 21 | 488.7 | 44.0 |      |
| (state)               | 2 | 25 | 51 | 22 | 488.1 | 45.0 |      |

## Enrollment (October 1, 2017)

|          | PK  | K     | 1     | 2     | 3     | 4     | 5     | 6     | 7     | 8     | 9   | 10  | 11  | 12  | SP | Total  |
|----------|-----|-------|-------|-------|-------|-------|-------|-------|-------|-------|-----|-----|-----|-----|----|--------|
| School   | 28  | 81    | 86    | 88    | 90    | 89    |       |       |       |       |     |     |     |     |    | 462    |
| District | 556 | 1,138 | 1,194 | 1,169 | 1,287 | 1,241 | 1,198 | 1,206 | 1,034 | 1,110 | 856 | 811 | 816 | 788 | 32 | 14,436 |

## Students (October 1, 2017)

|                  | school | district |
|------------------|--------|----------|
| African American | 5.4    | 7.9      |
| Asian            | 29.0   | 28.9     |
| Hispanic         | 33.3   | 31.9     |
| White            | 28.6   | 27.4     |
| Other            | 3.7    | 3.9      |

|                            | school | district |
|----------------------------|--------|----------|
| First Language Not English | 32.5   | 29.2     |
| English Language Learner   | 26.4   | 24.2     |
| Students With Disabilities | 18.0   | 16.6     |
| High Needs                 | 76.6   | 71.3     |
| Economically Disadvantaged | 56.7   | 55.9     |

## Indicators (2016-17)

|  | school | district |
|--|--------|----------|
| Attendance Rate                              | 94.8   | 94.0     |
| Average Number of Days Absent                | 8.7    | 10.0     |
| Absent 10 or more days                       | 39.5   | 36.8     |
| Chronically Absent (10% or more)             | 12.3   | 16.0     |
| Students with more than 9 Unexcused Absences | 26.6   | 25.7     |
| Retention Rate                               | 0.5    | 1.5      |

## Special Programs (2017-18)

CSA (PreK)  
CSA (K-2)  
CSA (3-4)



# Washington Elementary School

**Cheryl A. Cunningham**, Principal

795 Wilder Street

Lowell, Massachusetts 01851

978-937-7635



## English Language Arts

|                       | E | M  | PM | NM | Mean  | SGP  | %ile |
|-----------------------|---|----|----|----|-------|------|------|
| All Students (school) | 7 | 49 | 28 | 16 | 506.9 | 57.0 | 80   |
| (district)            | 4 | 31 | 47 | 18 | 491.8 | 46.0 |      |
| (state)               | 7 | 42 | 41 | 10 | 499.1 | 50.0 |      |
| High Needs (school)   | 3 | 41 | 31 | 24 | 501.1 | 57.0 | 94   |
| (district)            | 2 | 24 | 50 | 23 | 487.5 | 44.0 |      |
| (state)               | 2 | 25 | 52 | 20 | 488.5 | 46.0 |      |

## Mathematics

|                       | E | M  | PM | NM | Mean  | SGP  | %ile |
|-----------------------|---|----|----|----|-------|------|------|
| All Students (school) | 7 | 53 | 25 | 15 | 506.0 | 56.0 | 77   |
| (district)            | 4 | 32 | 47 | 17 | 492.8 | 46.0 |      |
| (state)               | 8 | 40 | 41 | 12 | 498.8 | 50.0 |      |
| High Needs (school)   | 2 | 47 | 29 | 22 | 499.6 | 54.5 | 90   |
| (district)            | 2 | 26 | 50 | 21 | 488.7 | 44.0 |      |
| (state)               | 2 | 25 | 51 | 22 | 488.1 | 45.0 |      |

## Enrollment (October 1, 2017)

|          | PK  | K     | 1     | 2     | 3     | 4     | 5     | 6     | 7     | 8     | 9   | 10  | 11  | 12  | SP | Total  |
|----------|-----|-------|-------|-------|-------|-------|-------|-------|-------|-------|-----|-----|-----|-----|----|--------|
| School   | 33  | 42    | 40    | 40    | 42    | 51    |       |       |       |       |     |     |     |     |    | 248    |
| District | 556 | 1,138 | 1,194 | 1,169 | 1,287 | 1,241 | 1,198 | 1,206 | 1,034 | 1,110 | 856 | 811 | 816 | 788 | 32 | 14,436 |

## Students (October 1, 2017)

|                  | school | district |
|------------------|--------|----------|
| African American | 4.8    | 7.9      |
| Asian            | 45.2   | 28.9     |
| Hispanic         | 22.6   | 31.9     |
| White            | 19.4   | 27.4     |
| Other            | 8.0    | 3.9      |


|                            | school | district |
|----------------------------|--------|----------|
| First Language Not English | 34.3   | 29.2     |
| English Language Learner   | 26.2   | 24.2     |
| Students With Disabilities | 18.5   | 16.6     |
| High Needs                 | 69.8   | 71.3     |
| Economically Disadvantaged | 50.4   | 55.9     |

## Indicators (2016-17)

|  | school | district |
|--|--------|----------|
| Attendance Rate                              | 95.0   | 94.0     |
| Average Number of Days Absent                | 8.0    | 10.0     |
| Absent 10 or more days                       | 30.7   | 36.8     |
| Chronically Absent (10% or more)             | 13.2   | 16.0     |
| Students with more than 9 Unexcused Absences | 16.7   | 25.7     |
| Retention Rate                               | 0.0    | 1.5      |

## Special Programs (2017-18)

CSA (PreK)  
CSA (K-2)  
CSA (3-4)



# McAuliffe Elementary School

**David C. Anderson, Principal**  
570 Beacon Street  
Lowell, Massachusetts 01850  
978-937-2838



## English Language Arts

|                              | E | M  | PM | NM | Mean  | SGP  | %ile |
|------------------------------|---|----|----|----|-------|------|------|
| <b>All Students (school)</b> | 7 | 36 | 48 | 8  | 498.7 | 58.0 | 45   |
| <b>(district)</b>            | 4 | 31 | 47 | 18 | 491.8 | 46.0 |      |
| <b>(state)</b>               | 7 | 42 | 41 | 10 | 499.1 | 50.0 |      |
| <b>High Needs (school)</b>   | 3 | 31 | 54 | 13 | 492.9 | 49.0 | 66   |
| <b>(district)</b>            | 2 | 24 | 50 | 23 | 487.5 | 44.0 |      |
| <b>(state)</b>               | 2 | 25 | 52 | 20 | 488.5 | 46.0 |      |

## Mathematics

|                              | E  | M  | PM | NM | Mean  | SGP  | %ile |
|------------------------------|----|----|----|----|-------|------|------|
| <b>All Students (school)</b> | 10 | 43 | 41 | 6  | 501.9 | 80.0 | 62   |
| <b>(district)</b>            | 4  | 32 | 47 | 17 | 492.8 | 46.0 |      |
| <b>(state)</b>               | 8  | 40 | 41 | 12 | 498.8 | 50.0 |      |
| <b>High Needs (school)</b>   | 5  | 37 | 50 | 8  | 496.5 | 77.0 | 81   |
| <b>(district)</b>            | 2  | 26 | 50 | 21 | 488.7 | 44.0 |      |
| <b>(state)</b>               | 2  | 25 | 51 | 22 | 488.1 | 45.0 |      |

## Enrollment (October 1, 2017)

|                 | PK  | K     | 1     | 2     | 3     | 4     | 5     | 6     | 7     | 8     | 9   | 10  | 11  | 12  | SP | Total  |
|-----------------|-----|-------|-------|-------|-------|-------|-------|-------|-------|-------|-----|-----|-----|-----|----|--------|
| <b>School</b>   | 45  | 81    | 84    | 89    | 96    | 88    |       |       |       |       |     |     |     |     |    | 483    |
| <b>District</b> | 556 | 1,138 | 1,194 | 1,169 | 1,287 | 1,241 | 1,198 | 1,206 | 1,034 | 1,110 | 856 | 811 | 816 | 788 | 32 | 14,436 |

## Students (October 1, 2017)

|                         | school | district |
|-------------------------|--------|----------|
| <b>African American</b> | 6.6    | 7.9      |
| <b>Asian</b>            | 8.1    | 28.9     |
| <b>Hispanic</b>         | 44.3   | 31.9     |
| <b>White</b>            | 38.5   | 27.4     |
| <b>Other</b>            | 2.5    | 3.9      |

|                                   | school | district |
|-----------------------------------|--------|----------|
| <b>First Language Not English</b> | 24.8   | 29.2     |
| <b>English Language Learner</b>   | 20.3   | 24.2     |
| <b>Students With Disabilities</b> | 17.0   | 16.6     |
| <b>High Needs</b>                 | 72.0   | 71.3     |
| <b>Economically Disadvantaged</b> | 60.9   | 55.9     |

## Indicators (2016-17)

|   | school | district |
|---|--------|----------|
| <b>Attendance Rate</b>                              | 94.3   | 94.0     |
| <b>Average Number of Days Absent</b>                | 9.5    | 10.0     |
| <b>Absent 10 or more days</b>                       | 39.6   | 36.8     |
| <b>Chronically Absent (10% or more)</b>             | 16.6   | 16.0     |
| <b>Students with more than 9 Unexcused Absences</b> | 27.3   | 25.7     |
| <b>Retention Rate</b>                               | 0.8    | 1.5      |

## Special Programs (2017-18)

Language Based (K-4)  
Deaf and Hard of Hearing (PK-4)  
Newcomer (1-4)

# Murkland Elementary School

**Kevin R. Andriolo**, Principal  
350 Adams Street  
Lowell, Massachusetts 01854  
978-937-2826



## English Language Arts

|                              | E | M  | PM | NM | Mean  | SGP  | %ile |
|------------------------------|---|----|----|----|-------|------|------|
| <b>All Students (school)</b> | 4 | 35 | 48 | 12 | 493.2 | 41.0 | 24   |
| <b>(district)</b>            | 4 | 31 | 47 | 18 | 491.8 | 46.0 |      |
| <b>(state)</b>               | 7 | 42 | 41 | 10 | 499.1 | 50.0 |      |
| <b>High Needs (school)</b>   | 4 | 33 | 49 | 14 | 491.6 | 38.0 | 57   |
| <b>(district)</b>            | 2 | 24 | 50 | 23 | 487.5 | 44.0 |      |
| <b>(state)</b>               | 2 | 25 | 52 | 20 | 488.5 | 46.0 |      |

## Mathematics

|                              | E | M  | PM | NM | Mean  | SGP  | %ile |
|------------------------------|---|----|----|----|-------|------|------|
| <b>All Students (school)</b> | 2 | 40 | 47 | 11 | 495.2 | 52.0 | 34   |
| <b>(district)</b>            | 4 | 32 | 47 | 17 | 492.8 | 46.0 |      |
| <b>(state)</b>               | 8 | 40 | 41 | 12 | 498.8 | 50.0 |      |
| <b>High Needs (school)</b>   | 2 | 36 | 50 | 12 | 493.7 | 50.0 | 70   |
| <b>(district)</b>            | 2 | 26 | 50 | 21 | 488.7 | 44.0 |      |
| <b>(state)</b>               | 2 | 25 | 51 | 22 | 488.1 | 45.0 |      |

## Enrollment (October 1, 2017)

|                 | PK  | K     | 1     | 2     | 3     | 4     | 5     | 6     | 7     | 8     | 9   | 10  | 11  | 12  | SP | Total  |
|-----------------|-----|-------|-------|-------|-------|-------|-------|-------|-------|-------|-----|-----|-----|-----|----|--------|
| <b>School</b>   | 43  | 86    | 93    | 86    | 97    | 96    |       |       |       |       |     |     |     |     |    | 501    |
| <b>District</b> | 556 | 1,138 | 1,194 | 1,169 | 1,287 | 1,241 | 1,198 | 1,206 | 1,034 | 1,110 | 856 | 811 | 816 | 788 | 32 | 14,436 |

## Students (October 1, 2017)

|                         | school | district |
|-------------------------|--------|----------|
| <b>African American</b> | 5.0    | 7.9      |
| <b>Asian</b>            | 45.1   | 28.9     |
| <b>Hispanic</b>         | 31.7   | 31.9     |
| <b>White</b>            | 12.6   | 27.4     |
| <b>Other</b>            | 5.6    | 3.9      |

|                                   | school | district |
|-----------------------------------|--------|----------|
| <b>First Language Not English</b> | 46.3   | 29.2     |
| <b>English Language Learner</b>   | 39.9   | 24.2     |
| <b>Students With Disabilities</b> | 17.0   | 16.6     |
| <b>High Needs</b>                 | 86.4   | 71.3     |
| <b>Economically Disadvantaged</b> | 70.5   | 55.9     |

## Indicators (2016-17)

|   | school | district |
|---|--------|----------|
| <b>Attendance Rate</b>                              | 95.0   | 94.0     |
| <b>Average Number of Days Absent</b>                | 8.4    | 10.0     |
| <b>Absent 10 or more days</b>                       | 34.2   | 36.8     |
| <b>Chronically Absent (10% or more)</b>             | 11.5   | 16.0     |
| <b>Students with more than 9 Unexcused Absences</b> | 26.5   | 25.7     |
| <b>Retention Rate</b>                               | 1.7    | 1.5      |

## Special Programs (2017-18)

Adjustment (K-2)  
Adjustment (3-4)  
Newcomer (1-2)  
Newcomer (3-4)




# Laura Lee Therapeutic Day School

**Francisco Vicente**, Coordinator

235 Powell Street

Lowell, Massachusetts 01851

978-937-7655



## English Language Arts

|                              | E | M  | PM | NM | Mean  | SGP  | %ile |
|------------------------------|---|----|----|----|-------|------|------|
| <b>All Students (school)</b> | 0 | 8  | 58 | 33 | 471.4 |      | 1    |
| <b>(district)</b>            | 4 | 31 | 47 | 18 | 491.8 | 46.0 |      |
| <b>(state)</b>               | 7 | 42 | 41 | 10 | 499.1 | 50.0 |      |
| <b>High Needs (school)</b>   | 0 | 8  | 58 | 33 | 471.4 |      | 2    |
| <b>(district)</b>            | 2 | 24 | 50 | 23 | 487.5 | 44.0 |      |
| <b>(state)</b>               | 2 | 25 | 52 | 20 | 488.5 | 46.0 |      |

## Mathematics

|                              | E | M  | PM | NM | Mean  | SGP  | %ile |
|------------------------------|---|----|----|----|-------|------|------|
| <b>All Students (school)</b> | 0 | 8  | 25 | 67 | 463.8 |      | 1    |
| <b>(district)</b>            | 4 | 32 | 47 | 17 | 492.8 | 46.0 |      |
| <b>(state)</b>               | 8 | 40 | 41 | 12 | 498.8 | 50.0 |      |
| <b>High Needs (school)</b>   | 0 | 8  | 25 | 67 | 463.8 |      | 1    |
| <b>(district)</b>            | 2 | 26 | 50 | 21 | 488.7 | 44.0 |      |
| <b>(state)</b>               | 2 | 25 | 51 | 22 | 488.1 | 45.0 |      |

## Enrollment (October 1, 2017)

|                 | PK  | K     | 1     | 2     | 3     | 4     | 5     | 6     | 7     | 8     | 9   | 10  | 11  | 12  | SP | Total  |
|-----------------|-----|-------|-------|-------|-------|-------|-------|-------|-------|-------|-----|-----|-----|-----|----|--------|
| <b>School</b>   |     | 1     | 1     |       |       | 2     | 5     | 4     | 5     | 5     |     |     |     |     |    | 23     |
| <b>District</b> | 556 | 1,138 | 1,194 | 1,169 | 1,287 | 1,241 | 1,198 | 1,206 | 1,034 | 1,110 | 856 | 811 | 816 | 788 | 32 | 14,436 |

## Students (October 1, 2017)

|                         | school | district |
|-------------------------|--------|----------|
| <b>African American</b> | 13.0   | 7.9      |
| <b>Asian</b>            | 4.3    | 28.9     |
| <b>Hispanic</b>         | 60.9   | 31.9     |
| <b>White</b>            | 13.0   | 27.4     |
| <b>Other</b>            | 8.8    | 3.9      |

|   | school | district |
|---|--------|----------|
| <b>Students with more than 9 Unexcused Absences</b> | 69.2   | 25.7     |

## Indicators (2016-17)


|   | school | district |
|---|--------|----------|
| <b>Attendance Rate</b>                  | 86.6   | 94.0     |
| <b>Average Number of Days Absent</b>    | 21.4   | 10.0     |
| <b>Absent 10 or more days</b>           | 80.8   | 36.8     |
| <b>Chronically Absent (10% or more)</b> | 73.1   | 16.0     |
| <b>Retention Rate</b>                   | 0.0    | 1.5      |

## Special Programs (2017-18)

|                                   | school | district |
|-----------------------------------|--------|----------|
| <b>First Language Not English</b> | 8.7    | 29.2     |
| <b>English Language Learner</b>   | 8.7    | 24.2     |
| <b>Students With Disabilities</b> | 100.0  | 16.6     |
| <b>High Needs</b>                 | 100.0  | 71.3     |
| <b>Economically Disadvantaged</b> | 91.3   | 55.9     |

# Bartlett Community Partnership

**Peter B. Holtz**, Principal  
79 Wannalancit Street  
Lowell, Massachusetts 01854  
978-937-8968



## English Language Arts

|                              | E | M  | PM | NM | Mean  | SGP  | %ile |
|------------------------------|---|----|----|----|-------|------|------|
| <b>All Students (school)</b> | 1 | 19 | 52 | 29 | 484.9 | 36.5 | 7    |
| <b>(district)</b>            | 4 | 31 | 47 | 18 | 491.8 | 46.0 |      |
| <b>(state)</b>               | 7 | 42 | 41 | 10 | 499.1 | 50.0 |      |
| <b>High Needs (school)</b>   | 1 | 14 | 52 | 33 | 482.9 | 37.0 | 11   |
| <b>(district)</b>            | 2 | 24 | 50 | 23 | 487.5 | 44.0 |      |
| <b>(state)</b>               | 2 | 25 | 52 | 20 | 488.5 | 46.0 |      |

## Mathematics

|                              | E | M  | PM | NM | Mean  | SGP  | %ile |
|------------------------------|---|----|----|----|-------|------|------|
| <b>All Students (school)</b> | 2 | 18 | 50 | 30 | 484.8 | 38.0 | 9    |
| <b>(district)</b>            | 4 | 32 | 47 | 17 | 492.8 | 46.0 |      |
| <b>(state)</b>               | 8 | 40 | 41 | 12 | 498.8 | 50.0 |      |
| <b>High Needs (school)</b>   | 2 | 13 | 52 | 34 | 482.0 | 37.0 | 13   |
| <b>(district)</b>            | 2 | 26 | 50 | 21 | 488.7 | 44.0 |      |
| <b>(state)</b>               | 2 | 25 | 51 | 22 | 488.1 | 45.0 |      |

## Enrollment (October 1, 2017)

|                 | PK  | K     | 1     | 2     | 3     | 4     | 5     | 6     | 7     | 8     | 9   | 10  | 11  | 12  | SP | Total  |
|-----------------|-----|-------|-------|-------|-------|-------|-------|-------|-------|-------|-----|-----|-----|-----|----|--------|
| <b>School</b>   | 49  | 46    | 52    | 41    | 53    | 52    | 52    | 61    | 55    | 60    |     |     |     |     |    | 521    |
| <b>District</b> | 556 | 1,138 | 1,194 | 1,169 | 1,287 | 1,241 | 1,198 | 1,206 | 1,034 | 1,110 | 856 | 811 | 816 | 788 | 32 | 14,436 |

## Students (October 1, 2017)

|                         | school | district |
|-------------------------|--------|----------|
| <b>African American</b> | 9.4    | 7.9      |
| <b>Asian</b>            | 39.7   | 28.9     |
| <b>Hispanic</b>         | 32.8   | 31.9     |
| <b>White</b>            | 15.0   | 27.4     |
| <b>Other</b>            | 3.1    | 3.9      |


|                                   | school | district |
|-----------------------------------|--------|----------|
| <b>First Language Not English</b> | 32.2   | 29.2     |
| <b>English Language Learner</b>   | 25.5   | 24.2     |
| <b>Students With Disabilities</b> | 22.6   | 16.6     |
| <b>High Needs</b>                 | 79.5   | 71.3     |
| <b>Economically Disadvantaged</b> | 60.8   | 55.9     |

## Indicators (2016-17)

|   | school | district |
|---|--------|----------|
| <b>Attendance Rate</b>                              | 94.7   | 94.0     |
| <b>Average Number of Days Absent</b>                | 9.0    | 10.0     |
| <b>Absent 10 or more days</b>                       | 37.2   | 36.8     |
| <b>Chronically Absent (10% or more)</b>             | 14.7   | 16.0     |
| <b>Students with more than 9 Unexcused Absences</b> | 27.0   | 25.7     |
| <b>Retention Rate</b>                               | 0.2    | 1.5      |

## Special Programs (2017-18)

Lifeskills (PreK)  
Lifeskills (K-2)  
Lifeskills (2-3)  
Lifeskills (3-4)  
Lifeskills (5-6)  
Lifeskills (7-8)



# Butler Middle School

**Teresa Soares-Pena**, Principal

1140 Gorham Street

Lowell, Massachusetts 01852

978-937-8973



## English Language Arts

|                       | E | M  | PM | NM | Mean  | SGP  | %ile |
|-----------------------|---|----|----|----|-------|------|------|
| All Students (school) | 2 | 28 | 51 | 19 | 489.2 | 45.0 | 14   |
| (district)            | 4 | 31 | 47 | 18 | 491.8 | 46.0 |      |
| (state)               | 7 | 42 | 41 | 10 | 499.1 | 50.0 |      |
| High Needs (school)   | 1 | 23 | 53 | 23 | 485.2 | 42.0 | 18   |
| (district)            | 2 | 24 | 50 | 23 | 487.5 | 44.0 |      |
| (state)               | 2 | 25 | 52 | 20 | 488.5 | 46.0 |      |

## Mathematics

|                       | E | M  | PM | NM | Mean  | SGP  | %ile |
|-----------------------|---|----|----|----|-------|------|------|
| All Students (school) | 2 | 29 | 54 | 15 | 490.7 | 42.0 | 20   |
| (district)            | 4 | 32 | 47 | 17 | 492.8 | 46.0 |      |
| (state)               | 8 | 40 | 41 | 12 | 498.8 | 50.0 |      |
| High Needs (school)   | 1 | 23 | 57 | 18 | 487.2 | 40.0 | 33   |
| (district)            | 2 | 26 | 50 | 21 | 488.7 | 44.0 |      |
| (state)               | 2 | 25 | 51 | 22 | 488.1 | 45.0 |      |

## Enrollment (October 1, 2017)

|          | PK  | K     | 1     | 2     | 3     | 4     | 5     | 6     | 7     | 8     | 9   | 10  | 11  | 12  | SP | Total  |
|----------|-----|-------|-------|-------|-------|-------|-------|-------|-------|-------|-----|-----|-----|-----|----|--------|
| School   |     |       |       |       |       |       | 130   | 137   | 127   | 140   |     |     |     |     |    | 534    |
| District | 556 | 1,138 | 1,194 | 1,169 | 1,287 | 1,241 | 1,198 | 1,206 | 1,034 | 1,110 | 856 | 811 | 816 | 788 | 32 | 14,436 |

## Students (October 1, 2017)

|                  | school | district |
|------------------|--------|----------|
| African American | 8.1    | 7.9      |
| Asian            | 27.3   | 28.9     |
| Hispanic         | 30.3   | 31.9     |
| White            | 28.7   | 27.4     |
| Other            | 5.6    | 3.9      |

|                            | school | district |
|----------------------------|--------|----------|
| First Language Not English | 23.2   | 29.2     |
| English Language Learner   | 21.9   | 24.2     |
| Students With Disabilities | 17.6   | 16.6     |
| High Needs                 | 74.2   | 71.3     |
| Economically Disadvantaged | 56.2   | 55.9     |


## Indicators (2016-17)

|  | school | district |
|--|--------|----------|
| Attendance Rate                              | 94.9   | 94.0     |
| Average Number of Days Absent                | 8.7    | 10.0     |
| Absent 10 or more days                       | 35.9   | 36.8     |
| Chronically Absent (10% or more)             | 13.4   | 16.0     |
| Students with more than 9 Unexcused Absences | 25.4   | 25.7     |
| Retention Rate                               | 0.0    | 1.5      |

## Special Programs (2017-18)

Adjustment (5-6)  
Adjustment (7-8)  
Newcomer (5-6)  
Newcomer (7-8)





# Daley Middle School

**William James Skinner**, Principal

150 Fleming Street

Lowell, Massachusetts 01851

978-937-8981



## English Language Arts

|                              | E | M  | PM | NM | Mean  | SGP  | %ile |
|------------------------------|---|----|----|----|-------|------|------|
| <b>All Students (school)</b> | 4 | 44 | 38 | 13 | 499.0 | 55.0 | 46   |
| <b>(district)</b>            | 4 | 31 | 47 | 18 | 491.8 | 46.0 |      |
| <b>(state)</b>               | 7 | 42 | 41 | 10 | 499.1 | 50.0 |      |
| <b>High Needs (school)</b>   | 2 | 32 | 46 | 20 | 492.8 | 52.0 | 65   |
| <b>(district)</b>            | 2 | 24 | 50 | 23 | 487.5 | 44.0 |      |
| <b>(state)</b>               | 2 | 25 | 52 | 20 | 488.5 | 46.0 |      |

## Mathematics

|                              | E | M  | PM | NM | Mean  | SGP  | %ile |
|------------------------------|---|----|----|----|-------|------|------|
| <b>All Students (school)</b> | 6 | 38 | 44 | 12 | 499.4 | 49.0 | 50   |
| <b>(district)</b>            | 4 | 32 | 47 | 17 | 492.8 | 46.0 |      |
| <b>(state)</b>               | 8 | 40 | 41 | 12 | 498.8 | 50.0 |      |
| <b>High Needs (school)</b>   | 4 | 27 | 50 | 18 | 493.7 | 46.0 | 69   |
| <b>(district)</b>            | 2 | 26 | 50 | 21 | 488.7 | 44.0 |      |
| <b>(state)</b>               | 2 | 25 | 51 | 22 | 488.1 | 45.0 |      |

## Enrollment (October 1, 2017)

|                 | PK  | K     | 1     | 2     | 3     | 4     | 5     | 6     | 7     | 8     | 9   | 10  | 11  | 12  | SP | Total  |
|-----------------|-----|-------|-------|-------|-------|-------|-------|-------|-------|-------|-----|-----|-----|-----|----|--------|
| <b>School</b>   |     |       |       |       |       |       | 179   | 186   | 173   | 162   |     |     |     |     |    | 700    |
| <b>District</b> | 556 | 1,138 | 1,194 | 1,169 | 1,287 | 1,241 | 1,198 | 1,206 | 1,034 | 1,110 | 856 | 811 | 816 | 788 | 32 | 14,436 |

## Students (October 1, 2017)

|                         | school | district |
|-------------------------|--------|----------|
| <b>African American</b> | 3.7    | 7.9      |
| <b>Asian</b>            | 44.7   | 28.9     |
| <b>Hispanic</b>         | 19.9   | 31.9     |
| <b>White</b>            | 26.9   | 27.4     |
| <b>Other</b>            | 4.8    | 3.9      |

|                                   | school | district |
|-----------------------------------|--------|----------|
| <b>First Language Not English</b> | 20.4   | 29.2     |
| <b>English Language Learner</b>   | 18.0   | 24.2     |
| <b>Students With Disabilities</b> | 20.0   | 16.6     |
| <b>High Needs</b>                 | 63.3   | 71.3     |
| <b>Economically Disadvantaged</b> | 44.0   | 55.9     |

## Indicators (2016-17)

|   | school | district |
|---|--------|----------|
| <b>Attendance Rate</b>                              | 96.2   | 94.0     |
| <b>Average Number of Days Absent</b>                | 6.7    | 10.0     |
| <b>Absent 10 or more days</b>                       | 25.2   | 36.8     |
| <b>Chronically Absent (10% or more)</b>             | 6.9    | 16.0     |
| <b>Students with more than 9 Unexcused Absences</b> | 14.1   | 25.7     |
| <b>Retention Rate</b>                               | 0.9    | 1.5      |

## Special Programs (2017-18)

Lifeskills (5-6)  
 Lifeskills (7-8)  
 Lifeskills (Intensive 5-8)  
 CSA (5-8)  
 CSA (5)  
 Newcomer (5-8)

# Leblanc Therapeutic Day School

**Carolyn L. Cuneo**, Coordinator

58 Sycamore Street

Lowell, Massachusetts 01852

978-970-5467



## English Language Arts

|                              | E | M  | PM | NM | Mean  | SGP  | %ile |
|------------------------------|---|----|----|----|-------|------|------|
| <b>All Students (school)</b> |   |    |    |    |       |      |      |
| <b>(district)</b>            | 4 | 31 | 47 | 18 | 491.8 | 46.0 |      |
| <b>(state)</b>               | 7 | 42 | 41 | 10 | 499.1 | 50.0 |      |
| <b>High Needs (school)</b>   |   |    |    |    |       |      |      |
| <b>(district)</b>            | 2 | 24 | 50 | 23 | 487.5 | 44.0 |      |
| <b>(state)</b>               | 2 | 25 | 52 | 20 | 488.5 | 46.0 |      |

## Mathematics

|                              | E | M  | PM | NM | Mean  | SGP  | %ile |
|------------------------------|---|----|----|----|-------|------|------|
| <b>All Students (school)</b> |   |    |    |    |       |      |      |
| <b>(district)</b>            | 4 | 32 | 47 | 17 | 492.8 | 46.0 |      |
| <b>(state)</b>               | 8 | 40 | 41 | 12 | 498.8 | 50.0 |      |
| <b>High Needs (school)</b>   |   |    |    |    |       |      |      |
| <b>(district)</b>            | 2 | 26 | 50 | 21 | 488.7 | 44.0 |      |
| <b>(state)</b>               | 2 | 25 | 51 | 22 | 488.1 | 45.0 |      |

## Enrollment (October 1, 2017)

|                 | PK  | K     | 1     | 2     | 3     | 4     | 5     | 6     | 7     | 8     | 9   | 10  | 11  | 12  | SP | Total  |
|-----------------|-----|-------|-------|-------|-------|-------|-------|-------|-------|-------|-----|-----|-----|-----|----|--------|
| <b>School</b>   |     |       |       |       |       |       |       |       |       |       | 6   | 10  | 14  | 6   |    | 36     |
| <b>District</b> | 556 | 1,138 | 1,194 | 1,169 | 1,287 | 1,241 | 1,198 | 1,206 | 1,034 | 1,110 | 856 | 811 | 816 | 788 | 32 | 14,436 |

## Students (October 1, 2017)

|                         | school | district |
|-------------------------|--------|----------|
| <b>African American</b> | 5.6    | 7.9      |
| <b>Asian</b>            | 5.6    | 28.9     |
| <b>Hispanic</b>         | 63.9   | 31.9     |
| <b>White</b>            | 19.4   | 27.4     |
| <b>Other</b>            | 5.5    | 3.9      |


|   | school | district |
|---|--------|----------|
| <b>Attendance Rate</b>                              | 70.3   | 94.0     |
| <b>Average Number of Days Absent</b>                | 48.8   | 10.0     |
| <b>Absent 10 or more days</b>                       | 93.3   | 36.8     |
| <b>Chronically Absent (10% or more)</b>             | 88.9   | 16.0     |
| <b>Students with more than 9 Unexcused Absences</b> | 84.4   | 25.7     |
| <b>Retention Rate</b>                               | 6.1    | 1.5      |

## Indicators (2016-17)

## Special Programs (2017-18)

|                                   | school | district |
|-----------------------------------|--------|----------|
| <b>First Language Not English</b> | 11.1   | 29.2     |
| <b>English Language Learner</b>   | 5.6    | 24.2     |
| <b>Students With Disabilities</b> | 100.0  | 16.6     |
| <b>High Needs</b>                 | 100.0  | 71.3     |
| <b>Economically Disadvantaged</b> | 83.3   | 55.9     |





# Robinson Middle School

**Kevin M. McLaughlin**, Principal

110 June Street

Lowell, Massachusetts 01850

978-937-8974



## English Language Arts

|                              | E | M  | PM | NM | Mean  | SGP  | %ile |
|------------------------------|---|----|----|----|-------|------|------|
| <b>All Students (school)</b> | 1 | 20 | 52 | 27 | 483.6 | 43.0 | 6    |
| <b>(district)</b>            | 4 | 31 | 47 | 18 | 491.8 | 46.0 |      |
| <b>(state)</b>               | 7 | 42 | 41 | 10 | 499.1 | 50.0 |      |
| <b>High Needs (school)</b>   | 1 | 17 | 52 | 31 | 481.4 | 43.0 | 8    |
| <b>(district)</b>            | 2 | 24 | 50 | 23 | 487.5 | 44.0 |      |
| <b>(state)</b>               | 2 | 25 | 52 | 20 | 488.5 | 46.0 |      |

## Mathematics

|                              | E | M  | PM | NM | Mean  | SGP  | %ile |
|------------------------------|---|----|----|----|-------|------|------|
| <b>All Students (school)</b> | 3 | 23 | 52 | 22 | 487.2 | 46.0 | 12   |
| <b>(district)</b>            | 4 | 32 | 47 | 17 | 492.8 | 46.0 |      |
| <b>(state)</b>               | 8 | 40 | 41 | 12 | 498.8 | 50.0 |      |
| <b>High Needs (school)</b>   | 1 | 21 | 52 | 26 | 484.6 | 44.0 | 21   |
| <b>(district)</b>            | 2 | 26 | 50 | 21 | 488.7 | 44.0 |      |
| <b>(state)</b>               | 2 | 25 | 51 | 22 | 488.1 | 45.0 |      |

## Enrollment (October 1, 2017)

|                 | PK  | K     | 1     | 2     | 3     | 4     | 5     | 6     | 7     | 8     | 9   | 10  | 11  | 12  | SP | Total  |
|-----------------|-----|-------|-------|-------|-------|-------|-------|-------|-------|-------|-----|-----|-----|-----|----|--------|
| <b>School</b>   |     |       |       |       |       |       | 179   | 161   | 156   | 170   |     |     |     |     |    | 666    |
| <b>District</b> | 556 | 1,138 | 1,194 | 1,169 | 1,287 | 1,241 | 1,198 | 1,206 | 1,034 | 1,110 | 856 | 811 | 816 | 788 | 32 | 14,436 |

## Students (October 1, 2017)

|                         | school | district |
|-------------------------|--------|----------|
| <b>African American</b> | 11.3   | 7.9      |
| <b>Asian</b>            | 17.3   | 28.9     |
| <b>Hispanic</b>         | 42.6   | 31.9     |
| <b>White</b>            | 24.3   | 27.4     |
| <b>Other</b>            | 4.5    | 3.9      |

|                                   | school | district |
|-----------------------------------|--------|----------|
| <b>First Language Not English</b> | 29.0   | 29.2     |
| <b>English Language Learner</b>   | 26.3   | 24.2     |
| <b>Students With Disabilities</b> | 17.4   | 16.6     |
| <b>High Needs</b>                 | 80.8   | 71.3     |
| <b>Economically Disadvantaged</b> | 65.9   | 55.9     |

## Indicators (2016-17)

|   | school | district |
|---|--------|----------|
| <b>Attendance Rate</b>                              | 93.0   | 94.0     |
| <b>Average Number of Days Absent</b>                | 11.8   | 10.0     |
| <b>Absent 10 or more days</b>                       | 47.1   | 36.8     |
| <b>Chronically Absent (10% or more)</b>             | 24.7   | 16.0     |
| <b>Students with more than 9 Unexcused Absences</b> | 37.8   | 25.7     |
| <b>Retention Rate</b>                               | 0.6    | 1.5      |

## Special Programs (2017-18)

Language Based (5-6)  
 Language Based (7-8)  
 Deaf and Hard of Hearing (5-8)  
 Newcomer (5-6)  
 Newcomer (7-8)


# Sullivan Middle School

**Edward J. Foster**, Principal

150 Draper Street

Lowell, Massachusetts 01852

978-937-8993



## English Language Arts

|                              | E | M  | PM | NM | Mean  | SGP  | %ile |
|------------------------------|---|----|----|----|-------|------|------|
| <b>All Students (school)</b> | 2 | 25 | 53 | 20 | 487.9 | 44.0 | 12   |
| <b>(district)</b>            | 4 | 31 | 47 | 18 | 491.8 | 46.0 |      |
| <b>(state)</b>               | 7 | 42 | 41 | 10 | 499.1 | 50.0 |      |
| <b>High Needs (school)</b>   | 0 | 18 | 56 | 26 | 483.5 | 43.0 | 12   |
| <b>(district)</b>            | 2 | 24 | 50 | 23 | 487.5 | 44.0 |      |
| <b>(state)</b>               | 2 | 25 | 52 | 20 | 488.5 | 46.0 |      |

## Mathematics

|                              | E | M  | PM | NM | Mean  | SGP  | %ile |
|------------------------------|---|----|----|----|-------|------|------|
| <b>All Students (school)</b> | 2 | 22 | 59 | 18 | 486.5 | 38.0 | 11   |
| <b>(district)</b>            | 4 | 32 | 47 | 17 | 492.8 | 46.0 |      |
| <b>(state)</b>               | 8 | 40 | 41 | 12 | 498.8 | 50.0 |      |
| <b>High Needs (school)</b>   | 1 | 15 | 62 | 22 | 482.7 | 36.5 | 15   |
| <b>(district)</b>            | 2 | 26 | 50 | 21 | 488.7 | 44.0 |      |
| <b>(state)</b>               | 2 | 25 | 51 | 22 | 488.1 | 45.0 |      |

## Enrollment (October 1, 2017)

|                 | PK  | K     | 1     | 2     | 3     | 4     | 5     | 6     | 7     | 8     | 9   | 10  | 11  | 12  | SP | Total  |
|-----------------|-----|-------|-------|-------|-------|-------|-------|-------|-------|-------|-----|-----|-----|-----|----|--------|
| <b>School</b>   |     |       |       |       |       |       | 160   | 170   | 144   | 169   |     |     |     |     |    | 643    |
| <b>District</b> | 556 | 1,138 | 1,194 | 1,169 | 1,287 | 1,241 | 1,198 | 1,206 | 1,034 | 1,110 | 856 | 811 | 816 | 788 | 32 | 14,436 |

## Students (October 1, 2017)

|                         | school | district |
|-------------------------|--------|----------|
| <b>African American</b> | 9.0    | 7.9      |
| <b>Asian</b>            | 14.0   | 28.9     |
| <b>Hispanic</b>         | 39.0   | 31.9     |
| <b>White</b>            | 33.9   | 27.4     |
| <b>Other</b>            | 4.1    | 3.9      |


|                                   | school | district |
|-----------------------------------|--------|----------|
| <b>First Language Not English</b> | 35.8   | 29.2     |
| <b>English Language Learner</b>   | 32.3   | 24.2     |
| <b>Students With Disabilities</b> | 17.3   | 16.6     |
| <b>High Needs</b>                 | 74.8   | 71.3     |
| <b>Economically Disadvantaged</b> | 60.3   | 55.9     |

## Indicators (2016-17)

|   | school | district |
|---|--------|----------|
| <b>Attendance Rate</b>                              | 93.7   | 94.0     |
| <b>Average Number of Days Absent</b>                | 10.7   | 10.0     |
| <b>Absent 10 or more days</b>                       | 38.6   | 36.8     |
| <b>Chronically Absent (10% or more)</b>             | 18.9   | 16.0     |
| <b>Students with more than 9 Unexcused Absences</b> | 27.5   | 25.7     |
| <b>Retention Rate</b>                               | 1.2    | 1.5      |

## Special Programs (2017-18)

Adjustment (5-6)  
Adjustment (7-8)  
CSA (6)  
CSA (7-8)  
Newcomer (5-6)  
Newcomer (7-8)



# Wang Middle School

**Matthew C. Stahl, Principal**  
 365 West Meadow Road  
 Lowell, Massachusetts 01854  
 978-937-7683



## English Language Arts

|                              | E | M  | PM | NM | Mean  | SGP  | %ile |
|------------------------------|---|----|----|----|-------|------|------|
| <b>All Students (school)</b> | 6 | 38 | 42 | 15 | 495.9 | 59.0 | 34   |
| <b>(district)</b>            | 4 | 31 | 47 | 18 | 491.8 | 46.0 |      |
| <b>(state)</b>               | 7 | 42 | 41 | 10 | 499.1 | 50.0 |      |
| <b>High Needs (school)</b>   | 4 | 29 | 47 | 20 | 490.1 | 56.0 | 46   |
| <b>(district)</b>            | 2 | 24 | 50 | 23 | 487.5 | 44.0 |      |
| <b>(state)</b>               | 2 | 25 | 52 | 20 | 488.5 | 46.0 |      |

## Mathematics

|                              | E | M  | PM | NM | Mean  | SGP  | %ile |
|------------------------------|---|----|----|----|-------|------|------|
| <b>All Students (school)</b> | 5 | 34 | 47 | 13 | 494.8 | 53.0 | 33   |
| <b>(district)</b>            | 4 | 32 | 47 | 17 | 492.8 | 46.0 |      |
| <b>(state)</b>               | 8 | 40 | 41 | 12 | 498.8 | 50.0 |      |
| <b>High Needs (school)</b>   | 2 | 27 | 53 | 18 | 489.5 | 51.0 | 46   |
| <b>(district)</b>            | 2 | 26 | 50 | 21 | 488.7 | 44.0 |      |
| <b>(state)</b>               | 2 | 25 | 51 | 22 | 488.1 | 45.0 |      |

## Enrollment (October 1, 2017)

|                 | PK  | K     | 1     | 2     | 3     | 4     | 5     | 6     | 7     | 8     | 9   | 10  | 11  | 12  | SP | Total  |
|-----------------|-----|-------|-------|-------|-------|-------|-------|-------|-------|-------|-----|-----|-----|-----|----|--------|
| <b>School</b>   |     |       |       |       |       |       | 172   | 197   | 150   | 173   |     |     |     |     |    | 692    |
| <b>District</b> | 556 | 1,138 | 1,194 | 1,169 | 1,287 | 1,241 | 1,198 | 1,206 | 1,034 | 1,110 | 856 | 811 | 816 | 788 | 32 | 14,436 |

## Students (October 1, 2017)

|                         | school | district |
|-------------------------|--------|----------|
| <b>African American</b> | 8.1    | 7.9      |
| <b>Asian</b>            | 17.9   | 28.9     |
| <b>Hispanic</b>         | 39.6   | 31.9     |
| <b>White</b>            | 31.1   | 27.4     |
| <b>Other</b>            | 3.3    | 3.9      |

|                                   | school | district |
|-----------------------------------|--------|----------|
| <b>First Language Not English</b> | 31.4   | 29.2     |
| <b>English Language Learner</b>   | 27.6   | 24.2     |
| <b>Students With Disabilities</b> | 13.4   | 16.6     |
| <b>High Needs</b>                 | 67.2   | 71.3     |
| <b>Economically Disadvantaged</b> | 50.9   | 55.9     |


## Indicators (2016-17)

|   | school | district |
|---|--------|----------|
| <b>Attendance Rate</b>                              | 95.5   | 94.0     |
| <b>Average Number of Days Absent</b>                | 7.8    | 10.0     |
| <b>Absent 10 or more days</b>                       | 31.8   | 36.8     |
| <b>Chronically Absent (10% or more)</b>             | 10.3   | 16.0     |
| <b>Students with more than 9 Unexcused Absences</b> | 20.0   | 25.7     |
| <b>Retention Rate</b>                               | 0.0    | 1.5      |

## Special Programs (2017-18)

Adjustment (5-6)  
 Adjustment (7-8)  
 Newcomer (5-6)  
 Newcomer (7-8)





# Stoklosa Middle School

**James Phillup Cardaci**, Principal

560 Broadway Street  
Lowell, Massachusetts 01854  
978-275-6330



## English Language Arts

|                              | E | M  | PM | NM | Mean  | SGP  | %ile |
|------------------------------|---|----|----|----|-------|------|------|
| <b>All Students (school)</b> | 1 | 22 | 57 | 20 | 486.5 | 37.0 | 9    |
| <b>(district)</b>            | 4 | 31 | 47 | 18 | 491.8 | 46.0 |      |
| <b>(state)</b>               | 7 | 42 | 41 | 10 | 499.1 | 50.0 |      |
| <b>High Needs (school)</b>   | 1 | 17 | 60 | 23 | 483.6 | 37.0 | 13   |
| <b>(district)</b>            | 2 | 24 | 50 | 23 | 487.5 | 44.0 |      |
| <b>(state)</b>               | 2 | 25 | 52 | 20 | 488.5 | 46.0 |      |

## Mathematics

|                              | E | M  | PM | NM | Mean  | SGP  | %ile |
|------------------------------|---|----|----|----|-------|------|------|
| <b>All Students (school)</b> | 4 | 31 | 48 | 16 | 491.8 | 47.0 | 23   |
| <b>(district)</b>            | 4 | 32 | 47 | 17 | 492.8 | 46.0 |      |
| <b>(state)</b>               | 8 | 40 | 41 | 12 | 498.8 | 50.0 |      |
| <b>High Needs (school)</b>   | 3 | 26 | 52 | 19 | 488.4 | 43.0 | 40   |
| <b>(district)</b>            | 2 | 26 | 50 | 21 | 488.7 | 44.0 |      |
| <b>(state)</b>               | 2 | 25 | 51 | 22 | 488.1 | 45.0 |      |

## Enrollment (October 1, 2017)

|                 | PK  | K     | 1     | 2     | 3     | 4     | 5     | 6     | 7     | 8     | 9   | 10  | 11  | 12  | SP | Total  |
|-----------------|-----|-------|-------|-------|-------|-------|-------|-------|-------|-------|-----|-----|-----|-----|----|--------|
| <b>School</b>   |     |       |       |       |       |       | 160   | 175   | 168   | 181   |     |     |     |     |    | 684    |
| <b>District</b> | 556 | 1,138 | 1,194 | 1,169 | 1,287 | 1,241 | 1,198 | 1,206 | 1,034 | 1,110 | 856 | 811 | 816 | 788 | 32 | 14,436 |

## Students (October 1, 2017)

|                         | school | district |
|-------------------------|--------|----------|
| <b>African American</b> | 6.4    | 7.9      |
| <b>Asian</b>            | 49.6   | 28.9     |
| <b>Hispanic</b>         | 29.7   | 31.9     |
| <b>White</b>            | 11.1   | 27.4     |
| <b>Other</b>            | 3.2    | 3.9      |


|                                   | school | district |
|-----------------------------------|--------|----------|
| <b>First Language Not English</b> | 29.2   |          |
| <b>English Language Learner</b>   | 24.2   |          |
| <b>Students With Disabilities</b> | 16.6   |          |
| <b>High Needs</b>                 | 71.3   |          |
| <b>Economically Disadvantaged</b> | 55.9   |          |

## Indicators (2016-17)

|   | school | district |
|---|--------|----------|
| <b>Attendance Rate</b>                              | 95.7   | 94.0     |
| <b>Average Number of Days Absent</b>                | 7.5    | 10.0     |
| <b>Absent 10 or more days</b>                       | 27.6   | 36.8     |
| <b>Chronically Absent (10% or more)</b>             | 10.9   | 16.0     |
| <b>Students with more than 9 Unexcused Absences</b> | 10.9   | 25.7     |
| <b>Retention Rate</b>                               | 0.0    | 1.5      |

## Special Programs (2017-18)

Adjustment (5-6)  
Adjustment (7-8)  
Newcomer (5-6)  
Newcomer (7-8)



# Lowell High School

**Marianne E. Busteed**, Head of School  
 50 Father Morissette Boulevard  
 Lowell, Massachusetts 01852  
 978-937-8900



## English Language Arts

|                              | E | M  | PM | NM | Mean  | SGP  | %ile |
|------------------------------|---|----|----|----|-------|------|------|
| <b>All Students (school)</b> |   |    |    |    |       |      |      |
| <b>(district)</b>            | 4 | 31 | 47 | 18 | 491.8 | 46.0 |      |
| <b>(state)</b>               | 7 | 42 | 41 | 10 | 499.1 | 50.0 |      |
| <b>High Needs (school)</b>   |   |    |    |    |       |      |      |
| <b>(district)</b>            | 2 | 24 | 50 | 23 | 487.5 | 44.0 |      |
| <b>(state)</b>               | 2 | 25 | 52 | 20 | 488.5 | 46.0 |      |

## Mathematics

|                              | E | M  | PM | NM | Mean  | SGP  | %ile |
|------------------------------|---|----|----|----|-------|------|------|
| <b>All Students (school)</b> |   |    |    |    |       |      |      |
| <b>(district)</b>            | 4 | 32 | 47 | 17 | 492.8 | 46.0 |      |
| <b>(state)</b>               | 8 | 40 | 41 | 12 | 498.8 | 50.0 |      |
| <b>High Needs (school)</b>   |   |    |    |    |       |      |      |
| <b>(district)</b>            | 2 | 26 | 50 | 21 | 488.7 | 44.0 |      |
| <b>(state)</b>               | 2 | 25 | 51 | 22 | 488.1 | 45.0 |      |

## Enrollment (October 1, 2017)

|                 | PK  | K     | 1     | 2     | 3     | 4     | 5     | 6     | 7     | 8     | 9   | 10  | 11  | 12  | SP | Total  |
|-----------------|-----|-------|-------|-------|-------|-------|-------|-------|-------|-------|-----|-----|-----|-----|----|--------|
| <b>School</b>   |     |       |       |       |       |       |       |       |       |       | 822 | 780 | 780 | 742 | 30 | 3,154  |
| <b>District</b> | 556 | 1,138 | 1,194 | 1,169 | 1,287 | 1,241 | 1,198 | 1,206 | 1,034 | 1,110 | 856 | 811 | 816 | 788 | 32 | 14,436 |

## Students (October 1, 2017)


|                         | school | district |
|-------------------------|--------|----------|
| <b>African American</b> | 11.4   | 7.9      |
| <b>Asian</b>            | 31.7   | 28.9     |
| <b>Hispanic</b>         | 25.3   | 31.9     |
| <b>White</b>            | 28.9   | 27.4     |
| <b>Other</b>            | 2.7    | 3.9      |

|                                   | school | district |
|-----------------------------------|--------|----------|
| <b>First Language Not English</b> | 19.0   | 29.2     |
| <b>English Language Learner</b>   | 11.4   | 24.2     |
| <b>Students With Disabilities</b> | 10.5   | 16.6     |
| <b>High Needs</b>                 | 58.5   | 71.3     |
| <b>Economically Disadvantaged</b> | 47.1   | 55.9     |

## Indicators (2016-17)

|   | school | district |
|---|--------|----------|
| <b>Attendance Rate</b>                              | 92.6   | 94.0     |
| <b>Average Number of Days Absent</b>                | 12.3   | 10.0     |
| <b>Absent 10 or more days</b>                       | 39.4   | 36.8     |
| <b>Chronically Absent (10% or more)</b>             | 20.7   | 16.0     |
| <b>Students with more than 9 Unexcused Absences</b> | 30.3   | 25.7     |
| <b>Retention Rate</b>                               | 3.1    | 1.5      |

## Special Programs (2017-18)



# The Career Academy

**Megan O'Loughlin, Principal**

125 Smith Street

Lowell, Massachusetts 01851

978-275-6399



## English Language Arts

|                              | E | M  | PM | NM | Mean  | SGP  | %ile |
|------------------------------|---|----|----|----|-------|------|------|
| <b>All Students (school)</b> |   |    |    |    |       |      |      |
| <b>(district)</b>            | 4 | 31 | 47 | 18 | 491.8 | 46.0 |      |
| <b>(state)</b>               | 7 | 42 | 41 | 10 | 499.1 | 50.0 |      |
| <b>High Needs (school)</b>   |   |    |    |    |       |      |      |
| <b>(district)</b>            | 2 | 24 | 50 | 23 | 487.5 | 44.0 |      |
| <b>(state)</b>               | 2 | 25 | 52 | 20 | 488.5 | 46.0 |      |

## Mathematics

|                              | E | M  | PM | NM | Mean  | SGP  | %ile |
|------------------------------|---|----|----|----|-------|------|------|
| <b>All Students (school)</b> |   |    |    |    |       |      |      |
| <b>(district)</b>            | 4 | 32 | 47 | 17 | 492.8 | 46.0 |      |
| <b>(state)</b>               | 8 | 40 | 41 | 12 | 498.8 | 50.0 |      |
| <b>High Needs (school)</b>   |   |    |    |    |       |      |      |
| <b>(district)</b>            | 2 | 26 | 50 | 21 | 488.7 | 44.0 |      |
| <b>(state)</b>               | 2 | 25 | 51 | 22 | 488.1 | 45.0 |      |

## Enrollment (October 1, 2017)

|                 | PK  | K     | 1     | 2     | 3     | 4     | 5     | 6     | 7     | 8     | 9   | 10  | 11  | 12  | SP | Total  |
|-----------------|-----|-------|-------|-------|-------|-------|-------|-------|-------|-------|-----|-----|-----|-----|----|--------|
| <b>School</b>   |     |       |       |       |       |       |       |       |       |       | 28  | 21  | 22  | 40  | 2  | 113    |
| <b>District</b> | 556 | 1,138 | 1,194 | 1,169 | 1,287 | 1,241 | 1,198 | 1,206 | 1,034 | 1,110 | 856 | 811 | 816 | 788 | 32 | 14,436 |

## Students (October 1, 2017)


|                         | school | district |
|-------------------------|--------|----------|
| <b>African American</b> | 9.7    | 7.9      |
| <b>Asian</b>            | 15.0   | 28.9     |
| <b>Hispanic</b>         | 46.9   | 31.9     |
| <b>White</b>            | 23.9   | 27.4     |
| <b>Other</b>            | 4.5    | 3.9      |

|                                   | school | district |
|-----------------------------------|--------|----------|
| <b>First Language Not English</b> | 10.6   | 29.2     |
| <b>English Language Learner</b>   | 9.7    | 24.2     |
| <b>Students With Disabilities</b> | 12.4   | 16.6     |
| <b>High Needs</b>                 | 77.9   | 71.3     |
| <b>Economically Disadvantaged</b> | 72.6   | 55.9     |

## Indicators (2016-17)

|   | school | district |
|---|--------|----------|
| <b>Attendance Rate</b>                              | 67.2   | 94.0     |
| <b>Average Number of Days Absent</b>                | 51.9   | 10.0     |
| <b>Absent 10 or more days</b>                       | 76.7   | 36.8     |
| <b>Chronically Absent (10% or more)</b>             | 72.7   | 16.0     |
| <b>Students with more than 9 Unexcused Absences</b> | 71.3   | 25.7     |
| <b>Retention Rate</b>                               | 19.3   | 1.5      |

## Special Programs (2017-18)



# Lowell Day School on Broadway

Patricia M. Clark-Nowoswiat, Coordinator

480 Broadway

Lowell, Massachusetts 01844

978-688-4793

## English Language Arts

|                              | E | M  | PM | NM | Mean  | SGP  | %ile |
|------------------------------|---|----|----|----|-------|------|------|
| <b>All Students (school)</b> |   |    |    |    |       |      |      |
| (district)                   | 4 | 31 | 47 | 18 | 491.8 | 46.0 |      |
| (state)                      | 7 | 42 | 41 | 10 | 499.1 | 50.0 |      |
| <b>High Needs (school)</b>   |   |    |    |    |       |      |      |
| (district)                   | 2 | 24 | 50 | 23 | 487.5 | 44.0 |      |
| (state)                      | 2 | 25 | 52 | 20 | 488.5 | 46.0 |      |

## Mathematics

|                              | E | M  | PM | NM | Mean  | SGP  | %ile |
|------------------------------|---|----|----|----|-------|------|------|
| <b>All Students (school)</b> |   |    |    |    |       |      |      |
| (district)                   | 4 | 32 | 47 | 17 | 492.8 | 46.0 |      |
| (state)                      | 8 | 40 | 41 | 12 | 498.8 | 50.0 |      |
| <b>High Needs (school)</b>   |   |    |    |    |       |      |      |
| (district)                   | 2 | 26 | 50 | 21 | 488.7 | 44.0 |      |
| (state)                      | 2 | 25 | 51 | 22 | 488.1 | 45.0 |      |

## Enrollment (October 1, 2017)

|                 | PK  | K     | 1     | 2     | 3     | 4     | 5     | 6     | 7     | 8     | 9   | 10  | 11  | 12  | SP | Total  |
|-----------------|-----|-------|-------|-------|-------|-------|-------|-------|-------|-------|-----|-----|-----|-----|----|--------|
| <b>School</b>   | 4   | 6     | 5     | 4     | 2     | 1     | 3     | 1     |       |       |     |     |     |     |    | 26     |
| <b>District</b> | 556 | 1,138 | 1,194 | 1,169 | 1,287 | 1,241 | 1,198 | 1,206 | 1,034 | 1,110 | 856 | 811 | 816 | 788 | 32 | 14,436 |

## Students (October 1, 2017)

|                         | school | district |
|-------------------------|--------|----------|
| <b>African American</b> | 26.9   | 7.9      |
| <b>Asian</b>            | 26.9   | 28.9     |
| <b>Hispanic</b>         | 23.1   | 31.9     |
| <b>White</b>            | 23.1   | 27.4     |
| <b>Other</b>            | 0.0    | 3.9      |

Students with more than 9 Unexcused Absences

Retention Rate

1.5

## Indicators (2016-17)

|   | school | district |
|---|--------|----------|
| <b>Attendance Rate</b>                              |        | 94.0     |
| <b>Average Number of Days Absent</b>                |        | 10.0     |
| <b>Absent 10 or more days</b>                       |        | 36.8     |
| <b>Chronically Absent (10% or more)</b>             |        | 16.0     |
| <b>Students with more than 9 Unexcused Absences</b> |        | 25.7     |
| <b>Retention Rate</b>                               |        | 1.5      |

## Special Programs (2017-18)

|                                   | school | district |
|-----------------------------------|--------|----------|
| <b>First Language Not English</b> | 26.9   | 29.2     |
| <b>English Language Learner</b>   | 3.8    | 24.2     |
| <b>Students With Disabilities</b> | 100.0  | 16.6     |
| <b>High Needs</b>                 | 100.0  | 71.3     |
| <b>Economically Disadvantaged</b> | 53.8   | 55.9     |



# Cardinal O'Connell - McHugh Alternative



**Thaddeus King**, Principal  
21 Carter Street  
Lowell, Massachusetts 01852  
978-446-7000



## English Language Arts

|                       | E | M  | PM | NM | Mean  | SGP  | %ile |
|-----------------------|---|----|----|----|-------|------|------|
| All Students (school) | 0 | 2  | 21 | 77 | 462.0 | 15.5 |      |
| (district)            | 4 | 31 | 47 | 18 | 491.8 | 46.0 |      |
| (state)               | 7 | 42 | 41 | 10 | 499.1 | 50.0 |      |
| High Needs (school)   | 0 | 3  | 23 | 74 | 462.5 | 14.0 |      |
| (district)            | 2 | 24 | 50 | 23 | 487.5 | 44.0 |      |
| (state)               | 2 | 25 | 52 | 20 | 488.5 | 46.0 |      |

## Mathematics

|                       | E | M  | PM | NM | Mean  | SGP  | %ile |
|-----------------------|---|----|----|----|-------|------|------|
| All Students (school) | 0 | 2  | 44 | 53 | 467.5 | 18.5 |      |
| (district)            | 4 | 32 | 47 | 17 | 492.8 | 46.0 |      |
| (state)               | 8 | 40 | 41 | 12 | 498.8 | 50.0 |      |
| High Needs (school)   | 0 | 3  | 44 | 54 | 467.8 | 18.5 |      |
| (district)            | 2 | 26 | 50 | 21 | 488.7 | 44.0 |      |
| (state)               | 2 | 25 | 51 | 22 | 488.1 | 45.0 |      |

## Enrollment (October 1, 2017)

|          | PK  | K     | 1     | 2     | 3     | 4     | 5     | 6     | 7     | 8     | 9   | 10  | 11  | 12  | SP | Total  |
|----------|-----|-------|-------|-------|-------|-------|-------|-------|-------|-------|-----|-----|-----|-----|----|--------|
| School   |     |       |       |       |       |       |       | 4     | 7     | 9     |     |     |     |     |    | 20     |
| District | 556 | 1,138 | 1,194 | 1,169 | 1,287 | 1,241 | 1,198 | 1,206 | 1,034 | 1,110 | 856 | 811 | 816 | 788 | 32 | 14,436 |

## Students (October 1, 2017)

|                  | school | district |
|------------------|--------|----------|
| African American | 10.0   | 7.9      |
| Asian            | 25.0   | 28.9     |
| Hispanic         | 55.0   | 31.9     |
| White            | 10.0   | 27.4     |
| Other            | 0.0    | 3.9      |

|                            | school | district |
|----------------------------|--------|----------|
| First Language Not English | 45.0   | 29.2     |
| English Language Learner   | 40.0   | 24.2     |
| Students With Disabilities | 25.0   | 16.6     |
| High Needs                 | 95.0   | 71.3     |
| Economically Disadvantaged | 85.0   | 55.9     |

## Indicators (2016-17)

|  | school | district |
|--|--------|----------|
| Attendance Rate                              |        | 94.0     |
| Average Number of Days Absent                |        | 10.0     |
| Absent 10 or more days                       |        | 36.8     |
| Chronically Absent (10% or more)             |        | 16.0     |
| Students with more than 9 Unexcused Absences |        | 25.7     |
| Retention Rate                               |        | 1.5      |

## Special Programs (2017-18)



# Lowell Public Schools

## FY2019

### Capital Plan Requests

The following funding requests have been submitted by the Facilities Department of the Lowell Public Schools to the City of Lowell. A majority of these requests have been submitted on multiple occasions and will continue to see an increase in costs as time goes on.

The Lowell Public Schools strive to provide a safe learning environment for all of our students, faculty and staff. The LPS works closely with the City of Lowell to ensure our facilities are adequately maintained. The projects below are major funding requests outside of our everyday needs for facility improvements.

| <b>Project:</b>                         | <b>Funding Request:</b> | <b>School:</b>           |
|---|-------------------------|--------------------------|
| Communications System @ 29 Schools      | \$975,887.00            | ALL SCHOOLS              |
| Window Demo & Replacement               | \$320,000.00            | Career Academy           |
| Window Demo & Replacement               | \$300,000.00            | Abisi Adult Ed           |
| Restroom Renovations (Men & Women)      | \$400,000.00            | Abisi Adult Ed           |
| Window Demo & Replacement               | \$340,000.00            | Cardinal O'Connell       |
| Equipment Replacement (Custodial)       | \$200,000.00            | ALL SCHOOLS              |
| Boiler & HVAC Controls Replacement      | \$250,000.00            | ALL SCHOOLS              |
| Exterior Security Cameras               | \$280,000.00            | Sullivan, Reilly, Butler |
|   |                         | Shaughnessy, Wang        |
|   |                         | Pawtucketville, Robinson |
|   |                         | McAuliffe Schools        |
| AC Repair & Replacement                 | \$250,000.00            | ALL SCHOOLS              |
| HVAC Rooftop Unit                       | \$80,000.00             | Butler                   |
| Restroom Reconfiguration (ADA)          | \$40,000.00             | Bartlett                 |
| Roof Replacement                        | \$1,200,000.00          | Freshman Academy         |
| Asbestos Abatement                      | \$100,000.00            | Reilly                   |
| Retrofitting for Early Childhood Center | \$125,000.00            | Cardinal                 |
| Bathroom Renovation                     | \$400,000.00            | Cardinal                 |



**LOWELL PUBLIC SCHOOLS**  
**Henry J. Mroz Administration Office**  
**155 Merrimack Street**  
**Lowell, Massachusetts 01852**

**Jaclyn Kelleher-Roy**  
Grants Manager

**Tel: (978) 674-2031**  
**Fax: (978) 937-7620**  
**E-Mail: [jkelleher-roy@lowell.k12.ma.us](mailto:jkelleher-roy@lowell.k12.ma.us)**

April 17, 2018

Gary Frisch  
School Business Administrator  
Lowell Public Schools

Dear Gary:

The Lowell Public Schools will be submitting applications for federal, state and private grants for the 2018 - 2019 School Year. It is anticipated that the level of funding for the 2018 - 2019 School Year may be less than that of the 2017 - 2018 school year. The primary areas for decrease are potentially in the Curriculum Entitlement grants (Title I, Title IIA, Title III) and 21<sup>st</sup> Century Community Learning Centers grants.

| School Year | Approved Grants | Approved Amount |
|-------------|-----------------|-----------------|
| 2017 - 2018 | 45              | \$ 17,481,008   |
| 2016 - 2017 | 54              | \$ 19,887,397   |

Also included for reference please find a list of the approved grants for the 2017 - 2018 School Year with more detailed information (e.g. grant fund code, title, amount, funding by major expense category, brief description, positions funded).

Please let me know if you have questions or need additional information.

Thank you.

Jaclyn Kelleher-Roy

Reference 1 - 2018 Grants worksheet by category and FTE (6 pages)

| Lowell Public Schools - 2018 approved grants |            |   |            |                   |                                     |         |          |                 |   |          |  |
|--|------------|---|------------|-------------------|-------------------------------------|---------|----------|-----------------|---|----------|--|
| Fund   | Munis Code | Program Name  | # of Staff | Total Grant Award | Supv, Instructional & Support Staff | Tutors  | Stipends | Fringe Benefits | Contractual Services (Incl Substitutes) | Supplies | Other (Incl Misc, Student Transportation, Travel & Indirect Costs) |
| <b>CURRICULUM</b>                            |            |   |            |                   |                                     |         |          |                 |   |          |  |
| 305  | 1604       | Title I   |            | 4,552,507         | 3,700,351                           | 32,400  | 74,500   | 418,549         | 108,113                                 | 169,520  | 49,074   |
|  |            | Title I funding supports activities to close the achievement gap between all students and special populations. Activities include reading and math intervention, educator quality and effectiveness, assessment and data systems. |            |                   |                                     |         |          |                 |   |          |  |
|  |            | Funds 73.5 FTE.   |            |                   |                                     |         |          |                 |   |          |  |
|  |            | Director  | 1.0        |                   |                                     |         |          |                 |   |          |  |
|  |            | Director of Accountability  | 1.0        |                   |                                     |         |          |                 |   |          |  |
|  |            | Assistant HR Director   | 0.5        |                   |                                     |         |          |                 |   |          |  |
|  |            | Social Workers  | 21.0       |                   |                                     |         |          |                 |   |          |  |
|  |            | Instructional Specialists (MS & LHS)  | 19.0       |                   |                                     |         |          |                 |   |          |  |
|  |            | Teachers  | 3.0        |                   |                                     |         |          |                 |   |          |  |
|  |            | Clerical Support  | 3.5        |                   |                                     |         |          |                 |   |          |  |
|  |            | Tutors-Part Time up to 15 hrs per wk  | 33.0       |                   |                                     |         |          |                 |   |          |  |
|  |            | Parent Liaisons - Part Time   | 8.0        |                   |                                     |         |          |                 |   |          |  |
|  |            | Total   | 90.0       |                   |                                     |         |          |                 |   |          |  |
| 140  | 1679       | Title II A - Educator Quality   |            | 604,965           | 510,201                             |         |          | 48,274          | 46,490                                  |          |  |
|  |            | Professional development programs to provide support in literacy instruction, mathematics resources, technology integration and mentoring.  |            |                   |                                     |         |          |                 |   |          |  |
|  |            | Funds 6 FTE   |            |                   |                                     |         |          |                 |   |          |  |
|  |            | Coordinator - Induction Programs  | 1.0        |                   |                                     |         |          |                 |   |          |  |
|  |            | Assistant HR Director   | 0.5        |                   |                                     |         |          |                 |   |          |  |
|  |            | Literacy Specialists (ES)   | 4.0        |                   |                                     |         |          |                 |   |          |  |
|  |            | Clerical Support  | 0.5        |                   |                                     |         |          |                 |   |          |  |
|  |            | Total   | 6.0        |                   |                                     |         |          |                 |   |          |  |
| 180  | 1678       | Title III - Limited English Proficiency (LEP)   |            | 542,910           | 212,370                             | 179,596 | 82,800   | 66,687          | 1,457                                   |          |  |
|  |            | Title III funding supports english language learners providing high quality professional development, lead teacher stipends and tutoring to students in schools with very high limited english proficiency student populations    |            |                   |                                     |         |          |                 |   |          |  |
|  |            | Funds 12.5 FTE  |            |                   |                                     |         |          |                 |   |          |  |
|  |            | District Support Specialist   | 1.0        |                   |                                     |         |          |                 |   |          |  |
|  |            | Content Teacher   | 1.0        |                   |                                     |         |          |                 |   |          |  |
|  |            | Tutors-Part Time up to 15 hrs per wk  | 19.0       |                   |                                     |         |          |                 |   |          |  |
|  |            | Parent Liaison - Part Time  | 1.0        |                   |                                     |         |          |                 |   |          |  |
|  |            | Total   | 22.0       |                   |                                     |         |          |                 |   |          |  |
| 184  | 1690       | Title III - LEP Summer  |            | 13,425            |                                     |         | 11,673   |                 | 1,000                                   | 753      |  |
|  |            | Funding supports professional development on social, emotional, trauma, refugee, SLIFE, and ESL instructional strategies to improve instruction to English Language Learners  |            |                   |                                     |         |          |                 |   |          |  |
| 186  | 1648       | Title III - Immigrant Support   |            | 77,142            |                                     | 54,700  | 6,800    |                 | 8,100                                   | 4,042    | 3,500  |
|  |            | Funding supports english language learners by providing native language tutors and outreach to immigrant families to promote active participation in their children's education   |            |                   |                                     |         |          |                 |   |          |  |
| 309  | 1602       | Title IVA - Student Support and Academic Enrichment   |            | 129,531           |                                     |         | 32,062   |                 | 87,716                                  | 9,753    |  |
|  |            | Funding provides supplemental resources to local school districts to build capacity to help ensure that all students have equitable access to high quality educational experiences  |            |                   |                                     |         |          |                 |   |          |  |
| ORI  | 1619       | Refugee School Impact   |            | 40,000            |                                     | 20,000  | 6,000    |                 | 5,000                                   | 4,000    | 5,000  |

| Lowell Public Schools - 2018 approved grants |            |  |            |                   |                                     |         |          |                 |   |          |  |
|--|------------|--|------------|-------------------|-------------------------------------|---------|----------|-----------------|---|----------|--|
| Fund   | Munis Code | Program Name   | # of Staff | Total Grant Award | Supv, Instructional & Support Staff | Tutors  | Stipends | Fringe Benefits | Contractual Services (Incl Substitutes) | Supplies | Other (Incl Misc, Student Transportation, Travel & Indirect Costs) |
|  |            | Funding supports ESL Tutors (1 FTE) for high school and middle school refugee students as well as a summer program for these students  |            |                   |                                     |         |          |                 |   |          |  |
| 400  | 1636       | Occupational Ed - Perkins LHS  |            | 110,426           |                                     |         | 37,750   |                 |   | 44,106   | 28,570   |
|  |            | Funding supports occupational ed and vocational skills for Lowell High School students. Activities include enhancing more career pathways and continuing the software platform that helps connect academic achievement to post secondary goals |            |                   |                                     |         |          |                 |   |          |  |
| 539  | 1659       | Level 3 Turnaround - Greenhalge  |            | 300,000           |                                     |         | 126,000  | 6,750           | 74,000                                  | 60,000   | 33,250   |
|  |            | Funding to implement Turnaround Plans for lowest performing Level 3 schools  |            |                   |                                     |         |          |                 |   |          |  |
| 323  | 1650       | School Improvement   |            | 149,500           |                                     |         | 26,150   |                 | 123,350                                 |          |  |
|  |            | Funding for strategic support to specific underperforming schools (Level 3 & 4)  |            |                   |                                     |         |          |                 |   |          |  |
|  |            | Funds stipends and contracted services for professional development  |            |                   |                                     |         |          |                 |   |          |  |
| ARTS   | 1514       | STARS Residency - Pyne Arts  |            | 5,000             |                                     |         | 200      |                 | 4,800                                   |          |  |
|  |            | Funding supports an artist in residence (cultural partner) at the Pyne Arts School   |            |                   |                                     |         |          |                 |   |          |  |
|  |            |  |            | 6,525,406         | 4,422,922                           | 286,696 | 403,935  | 540,260         | 460,026                                 | 292,174  | 119,394  |
|  |            |  |            |                   |                                     |         |          |                 |   |          |  |
|  |            |  |            |                   |                                     |         |          |                 |   |          |  |
|  |            | <b>SPECIAL EDUCATION</b>   |            |                   |                                     |         |          |                 |   |          |  |
| 240  | 1611       | SPED 94-142 Allocation   |            | 4,082,870         | 3,162,615                           |         | 45,657   | 847,098         | 17,500                                  | 10,000   | 0  |
|  |            | Special Education funding is to ensure students with disabilities have access to a free and appropriate education to meet each students unique needs and prepare each student for further education, employment and independent living.        |            |                   |                                     |         |          |                 |   |          |  |
|  |            | Funds 60.5 staff   |            |                   |                                     |         |          |                 |   |          |  |
|  |            | Asst Adminstrator of Special Ed  | 1.0        |                   |                                     |         |          |                 |   |          |  |
|  |            | Coordinator - Alternative School   | 1.0        |                   |                                     |         |          |                 |   |          |  |
|  |            | Staff Counsel for Student Services   | 1.0        |                   |                                     |         |          |                 |   |          |  |
|  |            | Board Certified Behavior Specialist  | 1.0        |                   |                                     |         |          |                 |   |          |  |
|  |            | Behavior Specialist  | 1.0        |                   |                                     |         |          |                 |   |          |  |
|  |            | CSA (Autism) Specialist  | 1.0        |                   |                                     |         |          |                 |   |          |  |
|  |            | Evaluation Team Chairperson  | 2.0        |                   |                                     |         |          |                 |   |          |  |
|  |            | Social Worker  | 6.0        |                   |                                     |         |          |                 |   |          |  |
|  |            | SPED Teachers  | 8.0        |                   |                                     |         |          |                 |   |          |  |
|  |            | Paraprofessionals  | 34.0       |                   |                                     |         |          |                 |   |          |  |
|  |            | Clerical Support   | 2.0        |                   |                                     |         |          |                 |   |          |  |
|  |            | Nurse  | 2.0        |                   |                                     |         |          |                 |   |          |  |
|  |            | EC Screenings - testing  | 1.0        |                   |                                     |         |          |                 |   |          |  |
|  |            | Total  | 61.0       |                   |                                     |         |          |                 |   |          |  |
| 274  | 1630       | SPED Program Improvement   |            | 53,700            |                                     |         | 19,140   |                 | 16,500                                  | 18,060   |  |
|  |            | Professional development programs for special education staff  |            |                   |                                     |         |          |                 |   |          |  |
|  |            |  |            | 4,136,570         | 3,162,615                           | 0       | 64,797   | 847,098         | 34,000                                  | 28,060   | 0  |
|  |            |  |            |                   |                                     |         |          |                 |   |          |  |
|  |            |  |            |                   |                                     |         |          |                 |   |          |  |

| Lowell Public Schools - 2018 approved grants |            |   |            |                   |                                     |        |          |                 |   |          |  |
|--|------------|---|------------|-------------------|-------------------------------------|--------|----------|-----------------|---|----------|--|
| Fund   | Munis Code | Program Name  | # of Staff | Total Grant Award | Supv, Instructional & Support Staff | Tutors | Stipends | Fringe Benefits | Contractual Services (Incl Substitutes) | Supplies | Other (Incl Misc, Student Transportation, Travel & Indirect Costs) |
| <b>EARLY CHILDHOOD</b>                       |            |   |            |                   |                                     |        |          |                 |   |          |  |
| 237  | 1570       | Coord Family & Comm Engagement  |            | 227,765           | 177,827                             |        |          | 27,981          | 2,580                                   | 18,477   | 900  |
|  |            | Funding supports staff who work with Lowell Public Schools early childhood families and community organizations to provide linkages and transition supports for family strengthening and positive parenting solutions |            |                   |                                     |        |          |                 |   |          |  |
|  |            | Funds 3.9 FTE   |            |                   |                                     |        |          |                 |   |          |  |
|  |            | District Support Specialist   | 1.0        |                   |                                     |        |          |                 |   |          |  |
|  |            | Social Worker   | 1.0        |                   |                                     |        |          |                 |   |          |  |
|  |            | Parent Liaison  | 3.0        |                   |                                     |        |          |                 |   |          |  |
|  |            | Total   | 5.0        |                   |                                     |        |          |                 |   |          |  |
| 262  | 1618       | Early Childhood SPED Allocation   |            | 86,436            | 81,705                              |        |          | 4,731           |   |          |  |
|  |            | Funding supports children (ages 3-5) with disabilities in high quality programs across settings for services or supports children who are eligible for special ed   |            |                   |                                     |        |          |                 |   |          |  |
|  |            | Funds 1.1 staff   |            |                   |                                     |        |          |                 |   |          |  |
|  |            | District Support Specialist   | 2.0        |                   |                                     |        |          |                 |   |          |  |
|  |            | Social Worker   | 1.0        |                   |                                     |        |          |                 |   |          |  |
|  |            | Total   | 3.0        |                   |                                     |        |          |                 |   |          |  |
| 298  | 1639       | Early Childhood SPED Prog Imp   |            | 3,000             |                                     |        | 1,140    |                 |   | 1,860    |  |
|  |            | Funding supports family engagement for inclusive preschool and kindergarten classes for students with IEPs ages 3-5   |            |                   |                                     |        |          |                 |   |          |  |
| 391  | 1562       | Inclusive Preschool Learning  |            | 251,320           | 202,327                             |        |          | 48,993          |   |          |  |
|  |            | Funding supports teachers and paras working in integrated classrooms supporting inclusion at the Pawtucketville, Rogers, McAvinnue and McAuliffe schools  |            |                   |                                     |        |          |                 |   |          |  |
|  |            | Funds 5 staff   |            |                   |                                     |        |          |                 |   |          |  |
|  |            | Teachers  | 1.0        |                   |                                     |        |          |                 |   |          |  |
|  |            | Paraprofessionals   | 4.0        |                   |                                     |        |          |                 |   |          |  |
|  |            | Total   | 5.0        |                   |                                     |        |          |                 |   |          |  |
| 518  | 1670       | Preschool Expansion   |            | 2,721,394         | 205,540                             |        | 8,000    | 31,051          | 2,446,506                               | 3,499    | 26,798   |
|  |            | Funding supports partnership between LPS and Little Sprouts to create models for expanding preschools   |            |                   |                                     |        |          |                 |   |          |  |
|  |            | Funds 3.15 staff  |            |                   |                                     |        |          |                 |   |          |  |
|  |            | District Support Specialist   | 1.0        |                   |                                     |        |          |                 |   |          |  |
|  |            | Classroom Developer   | 1.0        |                   |                                     |        |          |                 |   |          |  |
|  |            | Assitant Classroom Developer  | 1.0        |                   |                                     |        |          |                 |   |          |  |
|  |            | Data Analyst  | 0.5        |                   |                                     |        |          |                 |   |          |  |
|  |            | Total   | 3.5        |                   |                                     |        |          |                 |   |          |  |
| 519  | 1656       | Commonwealth Preschool Partnerships Planning  |            | 20,000            |                                     |        |          |                 | 15,010                                  | 4,990    |  |
|  |            | Funding to sustain and/or expand high-quality preschool opportunities for children ages two years and nine months old to kindergarten   |            |                   |                                     |        |          |                 |   |          |  |
|  | 1642       | Higher Order Teaching   |            | 109,500           |                                     |        | 2,700    |                 | 7,940                                   | 88,080   | 10,780   |
|  |            | Funding supports professional development and materials for early childhood math assessment and higher order teaching   |            |                   |                                     |        |          |                 |   |          |  |
|  |            |   |            | 3,419,415         | 667,399                             | 0      | 11,840   | 112,756         | 2,472,036                               | 116,906  | 38,478   |
| <b>OTHER STUDENT SUPPORT SERVICES</b>        |            |   |            |                   |                                     |        |          |                 |   |          |  |

| Lowell Public Schools - 2018 approved grants |            |   |            |                   |                                     |        |          |                 |   |          |  |
|--|------------|---|------------|-------------------|-------------------------------------|--------|----------|-----------------|---|----------|--|
| Fund   | Munis Code | Program Name  | # of Staff | Total Grant Award | Supv, Instructional & Support Staff | Tutors | Stipends | Fringe Benefits | Contractual Services (Incl Substitutes) | Supplies | Other (Incl Misc, Student Transportation, Travel & Indirect Costs) |
| 345  | 1540       | Adult Basic Education   |            | 567,944           | 414,682                             |        |          | 118,742         | 9,000                                   | 7,520    | 18,000   |
|  |            | Assists people in obtaining their GED (HiSET). Funds facilitators, support staff and part time adult educators at five different LAEC sites   |            |                   |                                     |        |          |                 |   |          |  |
|  |            | Funds 16.9 FTE  |            |                   |                                     |        |          |                 |   |          |  |
|  |            | Student Health Facilitator  | 1.0        |                   |                                     |        |          |                 |   |          |  |
|  |            | ADA Coordinator   | 1.0        |                   |                                     |        |          |                 |   |          |  |
|  |            | Clerical Support  | 3.0        |                   |                                     |        |          |                 |   |          |  |
|  |            | ESOL Registrar  | 1.0        |                   |                                     |        |          |                 |   |          |  |
|  |            | ASE Registrar   | 2.0        |                   |                                     |        |          |                 |   |          |  |
|  |            | GED Examiner  | 2.0        |                   |                                     |        |          |                 |   |          |  |
|  |            | Adult Ed Instructors (part time) and other part time staff support  | 20.0       |                   |                                     |        |          |                 |   |          |  |
|  |            | Total   | 30.0       |                   |                                     |        |          |                 |   |          |  |
| 340  | 1651       | Federal - Adult Basic Education   |            | 296,388           | 279,099                             |        |          |                 |   | 11,989   | 5,300  |
|  |            | Assists people in obtaining their GED (HiSET). Funds support staff and part time adult educators at five different LAEC sites   |            |                   |                                     |        |          |                 |   |          |  |
|  |            | Funds 10.5 FTE  |            |                   |                                     |        |          |                 |   |          |  |
|  |            | Teachers Advisors & Assessment Specialists  | 21.0       |                   |                                     |        |          |                 |   |          |  |
| 850  | 1510       | GED Test Centers  |            | 5,422             |                                     |        |          |                 |   | 5,422    |  |
|  |            | Supplies for GED testing e.g. testing material, printing, computer, printer, scanner maintenance  |            |                   |                                     |        |          |                 |   |          |  |
| USED   | 1672       | Elementary Counseling   |            | 304,583           | 216,000                             |        | 1,500    | 18,483          | 67,100                                  | 1,500    |  |
|  |            | Year 3 of a 3 year grant supporting staff and mental health resources for refugee students.   |            |                   |                                     |        |          |                 |   |          |  |
|  |            | Funds 2 FTE   |            |                   |                                     |        |          |                 |   |          |  |
|  |            | Social Worker   | 2.0        |                   |                                     |        |          |                 |   |          |  |
|  |            | Total   | 2.0        |                   |                                     |        |          |                 |   |          |  |
| USED   | 1674       | Full Service Community Schools  |            | 485,955           | 177,285                             |        |          | 16,646          | 246,127                                 | 29,700   | 16,197   |
|  |            | Year 3 of a 5 year grant supporting high needs alternative high school (LHS Career Acad) as a full service community school site.   |            |                   |                                     |        |          |                 |   |          |  |
|  |            | Funds 1.5 FTE   |            |                   |                                     |        |          |                 |   |          |  |
|  |            | Community Schools Prog. Manager   | 1.0        |                   |                                     |        |          |                 |   |          |  |
|  |            | Community Fitness Manager   | 1.0        |                   |                                     |        |          |                 |   |          |  |
|  |            | Adult Ed Instructor   | 1.0        |                   |                                     |        |          |                 |   |          |  |
|  |            | Total   | 3.0        |                   |                                     |        |          |                 |   |          |  |
| 310  | 1615       | McKinney-Vento Homeless   |            | 50,000            | 44,700                              |        |          |                 |   | 4,300    | 1,000  |
|  |            | Funding provides services to at risk students and families who are either homeless or at risk of becoming homeless (e.g. tutoring, educational training for parents, before and after school programs). |            |                   |                                     |        |          |                 |   |          |  |
| 313  | 1652       | McKinney-Vento Emergency Support  |            | 5,000             |                                     |        | 3,000    |                 |   |          | 2,000  |
|  |            | Funding assist districts with significant numbers of students (fifty or more homeless students enrolled) who lost their housing in Puerto Rico due to Hurricane Maria.                                  |            |                   |                                     |        |          |                 |   |          |  |
| 645  | 1682       | 21st Century Community Learning Centers   |            | 767,807           | 562,684                             |        |          | 27,688          | 92,135                                  | 10,500   | 74,800   |
|  |            | Funding supports after school programs at seven schools (Greenhalge, Lincoln, McAuliffe, Morey, Robinson, Shaughnessy & Stoklosa).  |            |                   |                                     |        |          |                 |   |          |  |

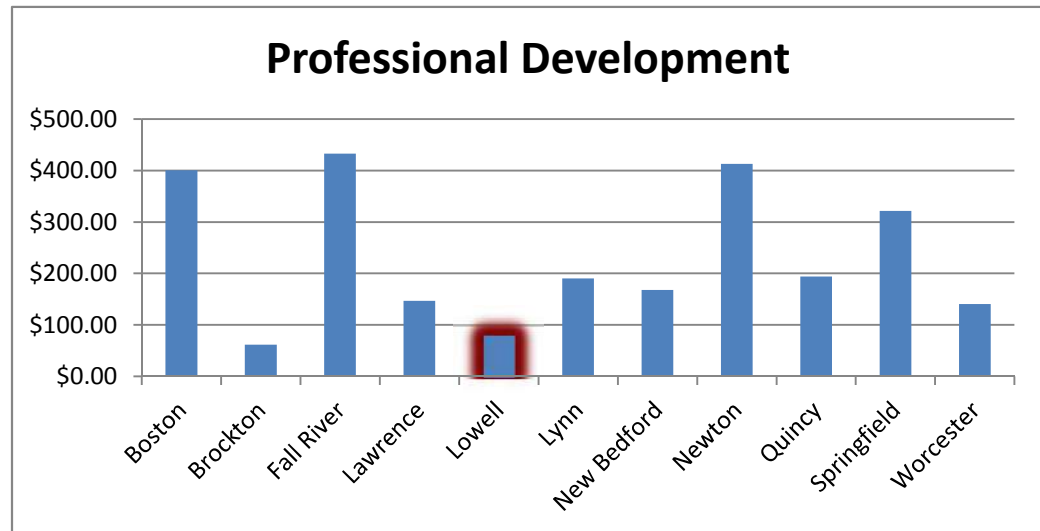
| Lowell Public Schools - 2018 approved grants |            |   |            |                   |                                     |        |          |                 |   |          |  |
|--|------------|---|------------|-------------------|-------------------------------------|--------|----------|-----------------|---|----------|--|
| Fund   | Munis Code | Program Name  | # of Staff | Total Grant Award | Supv, Instructional & Support Staff | Tutors | Stipends | Fringe Benefits | Contractual Services (Incl Substitutes) | Supplies | Other (Incl Misc, Student Transportation, Travel & Indirect Costs) |
|  |            | Funds site managers, teachers, paras and student activities   |            |                   |                                     |        |          |                 |   |          |  |
|  |            | Funds .8 FTE  |            |                   |                                     |        |          |                 |   |          |  |
|  |            | Coordinator-Special Programs  | 1.0        |                   |                                     |        |          |                 |   |          |  |
|  |            | Total   | 1.0        |                   |                                     |        |          |                 |   |          |  |
| 244  | 1628       | 21st Century Special Education  |            | 46,000            | 46,000                              |        |          |                 |   |          |  |
|  |            | Funding supports afterschool programing for students with disabilities that are integrated within the 21st Century Community Learning Program during the school year at seven sites.    |            |                   |                                     |        |          |                 |   |          |  |
|  |            | Funds support staffing  |            |                   |                                     |        |          |                 |   |          |  |
| 245  | 1643       | 21st CCLC SPED - School Year Enhanced   |            | 15,200            | 15,200                              |        |          |                 |   |          |  |
|  |            | Funding supports afterschool programing for students with disabilities that are integrated within the 21st Century Community Learning Program during the school year at two sites.      |            |                   |                                     |        |          |                 |   |          |  |
|  |            | Funds support staffing  |            |                   |                                     |        |          |                 |   |          |  |
| 647  | 1645       | 21st Century Community Learning Centers   |            | 220,888           | 145,751                             |        | 31,500   | 6,693           | 14,200                                  |          | 22,744   |
|  |            | Funding supports out of school programs at six schools for the months of July and Aug. (Greenhalge, Morey, McAuliffe, Robinson, Shaughnessy & Stoklosa)                                 |            |                   |                                     |        |          |                 |   |          |  |
|  |            | Funds one coordinator as well as site managers, teachers paras and student activities   |            |                   |                                     |        |          |                 |   |          |  |
|  |            | Funds 0.2 FTE   |            |                   |                                     |        |          |                 |   |          |  |
|  |            | Coordinator-Special Programs  | 1.0        |                   |                                     |        |          |                 |   |          |  |
|  |            | Total   | 1.0        |                   |                                     |        |          |                 |   |          |  |
| 647  | 1647       | 21st Century Community Learning Centers   |            | 47,550            | 20,160                              |        | 9,000    |                 | 2,190                                   |          | 16,200   |
|  |            | Funding supports afterschool programing for the months of July and Aug. at the McAuliffe School.  |            |                   |                                     |        |          |                 |   |          |  |
|  |            | Funds site managers, teachers and paras and student activities  |            |                   |                                     |        |          |                 |   |          |  |
| 647  | 1668       | 21st CCLC - Summer Enhanced   |            | 33,700            | 20,000                              |        | 4,500    |                 | 3,000                                   |          | 6,200  |
|  |            | Funding supports out of school programs for an enhanced program for the months of July and Aug at the Morey & Shaughnessy Schools.  |            |                   |                                     |        |          |                 |   |          |  |
|  |            | Funds site managers, teachers and paras and student activities  |            |                   |                                     |        |          |                 |   |          |  |
| 647  | 1637       | 21st Century Community Learning Centers   |            | 50,900            | 23,900                              |        | 4,500    |                 | 5,200                                   |          | 17,300   |
|  |            | Funding supports out of school programs at the Lincoln during the school year.  |            |                   |                                     |        |          |                 |   |          |  |
|  |            | Funds site managers, teachers paras and student activities  |            |                   |                                     |        |          |                 |   |          |  |
| 245  | 1669       | 21st CCLC Special Ed - Summer Enhanced  |            | 3,780             | 3,780                               |        |          |                 |   |          |  |
|  |            | Funding supports afterschool programing for students with disabilities that are integrated within the 21st Century Community Learning Program at the Lincoln for the months of July and |            |                   |                                     |        |          |                 |   |          |  |
|  |            | Funds support staffing  |            |                   |                                     |        |          |                 |   |          |  |
| 647  | 1641       | 21st Century after school programs  |            | 150,000           | 94,970                              |        |          | 6,150           | 16,880                                  | 4,000    | 28,000   |
|  |            | Funding supports out of school programs at the McAvinnue School.  |            |                   |                                     |        |          |                 |   |          |  |
|  |            | Funds site managers, teachers, paras and student activities   |            |                   |                                     |        |          |                 |   |          |  |
|  |            | Funds .5 FTE  |            |                   |                                     |        |          |                 |   |          |  |
|  |            | Program Manager/Data Collection Spe   | 1.0        |                   |                                     |        |          |                 |   |          |  |
|  |            | Total   | 1.0        |                   |                                     |        |          |                 |   |          |  |
| 646  | 1684       | 21st Century Community Learning Centers   |            | 229,500           | 137,740                             |        |          |                 | 40,000                                  | 6,060    | 45,700   |
|  |            | Funding supports afterschool programs at the Bartlett Community Partnership and Lowell High School.   |            |                   |                                     |        |          |                 |   |          |  |

| Lowell Public Schools - 2018 approved grants  |            |   |            |                   |                                     |                |                |                  |   |                |  |
|---|------------|---|------------|-------------------|-------------------------------------|----------------|----------------|------------------|---|----------------|--|
| Fund  | Munis Code | Program Name  | # of Staff | Total Grant Award | Supv, Instructional & Support Staff | Tutors         | Stipends       | Fringe Benefits  | Contractual Services (Incl Substitutes) | Supplies       | Other (Incl Misc, Student Transportation, Travel & Indirect Costs) |
|   |            | Funds site managers, teachers and paras and student activities  |            |                   |                                     |                |                |                  |   |                |  |
| 695   | 1553       | Improving Grade Rates (FLNE)  |            | 9,000             |                                     |                | 7,000          |                  |   | 2,000          |  |
|   |            | Funding supports High School graduation rates and postsecondary readiness among First Language is not English (FLNE) students |            |                   |                                     |                |                |                  |   |                |  |
| 248   | 1509       | Systems for Student Success   |            | 30,000            |                                     |                | 25,500         |                  |   | 4,500          |  |
|   |            | Funding supports District/School action planning teams for the McAvinnue and Robinson   |            |                   |                                     |                |                |                  |   |                |  |
| AGO   | 1535       | Youth Opiod Prevention  |            | 30,000            |                                     |                |                |                  | 10,800                                  | 19,200         |  |
|   |            | Funding supports school-based prevention education initiatives  |            |                   |                                     |                |                |                  |   |                |  |
|   | 1152       | MCIEA Planning Grant - Pyne Arts  |            | 10,000            |                                     |                | 8,900          |                  | 1,100                                   |                |  |
|   |            | Funding supports the development of a new school accountability model and quality performance assessments                     |            |                   |                                     |                |                |                  |   |                |  |
|   | 1153       | MCIEA Planning Grant - STEM   |            | 10,000            |                                     |                | 5,800          |                  | 1,200                                   | 2,850          | 150  |
|   |            | Funding supports the development of a new school accountability model and quality performance assessments                     |            |                   |                                     |                |                |                  |   |                |  |
|   | 1154       | MCIEA Planning Grant - Wang   |            | 10,000            |                                     |                | 8,500          |                  | 500                                     | 500            | 500  |
|   |            | Funding supports the development of a new school accountability model and quality performance assessments                     |            |                   |                                     |                |                |                  |   |                |  |
|   | 1155       | MCIEA Planning Grant - LHS  |            | 10,000            |                                     |                | 5,600          |                  | 4,200                                   |                | 200  |
|   |            | Funding supports the development of a new school accountability model and quality performance assessments                     |            |                   |                                     |                |                |                  |   |                |  |
|   | 1156       | MCIEA Planning Grant - Bartlett   |            | 10,000            |                                     |                | 8,800          |                  | 1,000                                   |                | 200  |
|   |            | Funding supports the development of a new school accountability model and quality performance assessments                     |            |                   |                                     |                |                |                  |   |                |  |
|   |            |   |            |                   |                                     |                |                |                  |   |                |  |
|   |            |   |            | 3,399,617         | 2,201,951                           | 0              | 124,100        | 194,402          | 514,632                                 | 110,041        | 254,491  |
|   |            |   |            |                   |                                     |                |                |                  |   |                |  |
|   |            | <b>Grand Total</b>  |            | <b>17,481,008</b> | <b>10,454,887</b>                   | <b>286,696</b> | <b>604,672</b> | <b>1,694,516</b> | <b>3,480,694</b>                        | <b>547,181</b> | <b>412,363</b>   |
|   |            |   |            |                   |                                     |                |                |                  |   |                |  |
| Indirect Costs on the Title I, SPED Allocation and Preschool Enrichment Grants cover the full cost of the Grants Manager and half the Internal Auditor salaries |            |   |            |                   |                                     |                |                |                  |   |                |  |
|   |            |   |            |                   |                                     |                |                |                  |   |                |  |

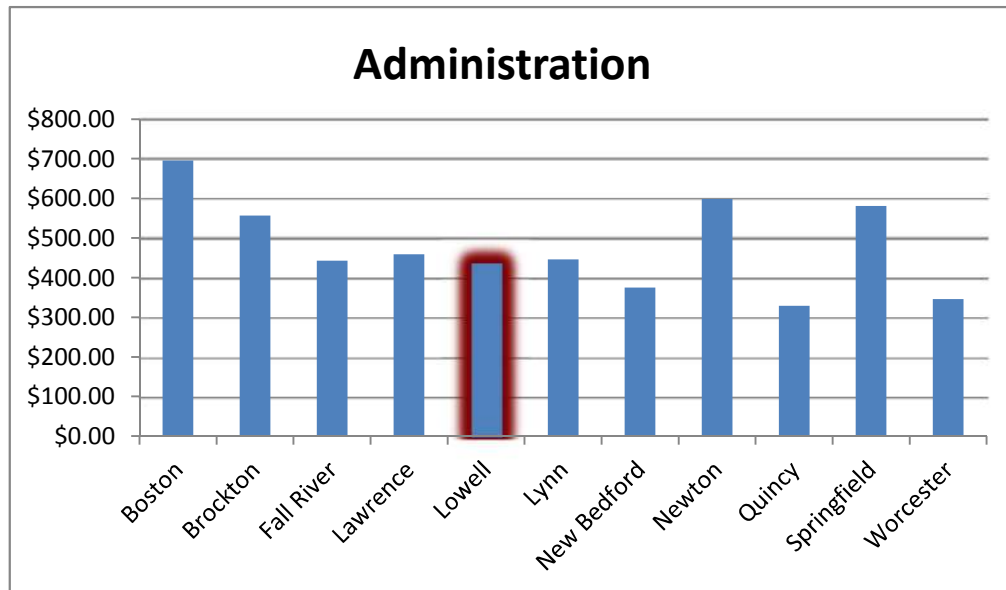


## Spending Per Pupil Comparisons

| District      | Professional Development |
|---------------|--------------------------|
| Boston        | \$400.66                 |
| Brockton      | \$61.57                  |
| Fall River    | \$432.57                 |
| Lawrence      | \$147.05                 |
| <b>Lowell</b> | <b>\$82.58</b>           |
| Lynn          | \$190.53                 |
| New Bedford   | \$168.28                 |
| Newton        | \$413.09                 |
| Quincy        | \$193.84                 |
| Springfield   | \$321.22                 |
| Worcester     | \$140.92                 |

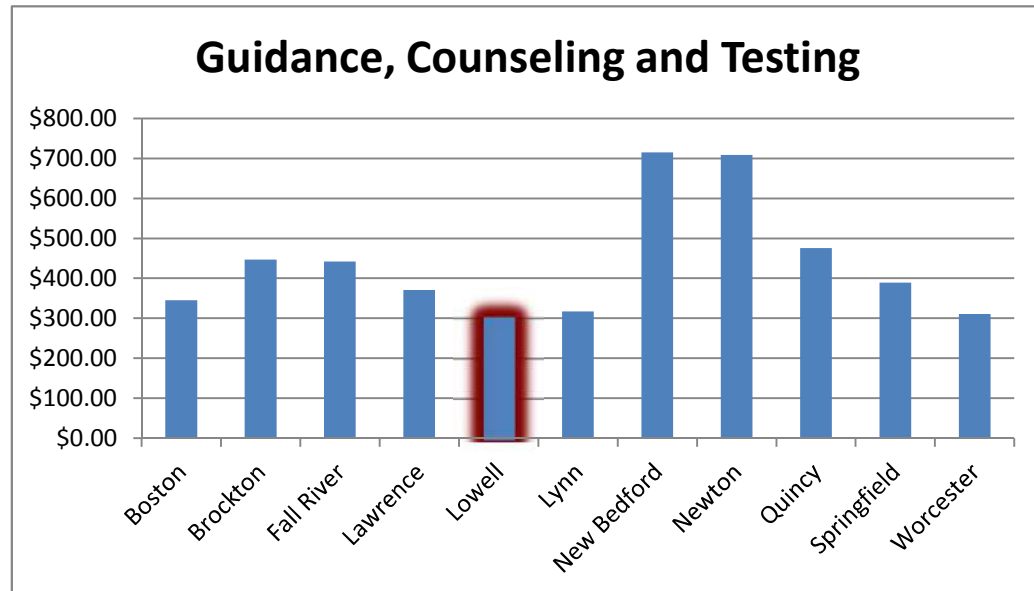


| District      | Administration  |
|---------------|-----------------|
| Boston        | \$695.49        |
| Brockton      | \$556.55        |
| Fall River    | \$443.02        |
| Lawrence      | \$458.78        |
| <b>Lowell</b> | <b>\$438.09</b> |
| Lynn          | \$445.80        |
| New Bedford   | \$374.65        |
| Newton        | \$598.74        |
| Quincy        | \$328.53        |
| Springfield   | \$580.49        |
| Worcester     | \$345.78        |



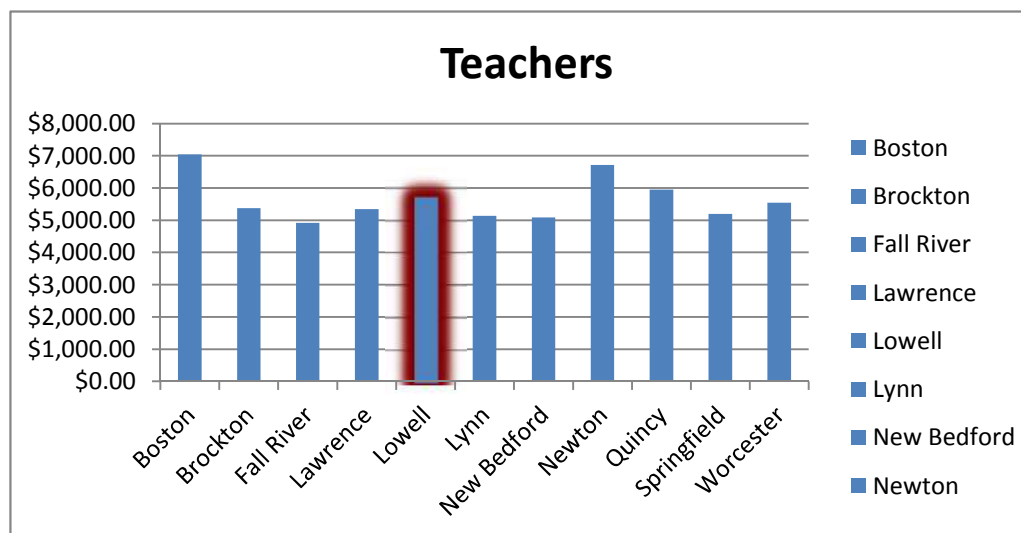
## Spending Per Pupil Comparisons

| District      | Guidance,<br>Counseling and<br>Testing |
|---------------|--|
| Boston        | \$345.46                               |
| Brockton      | \$446.46                               |
| Fall River    | \$441.91                               |
| Lawrence      | \$370.49                               |
| <b>Lowell</b> | <b>\$305.16</b>                        |
| Lynn          | \$317.06                               |
| New Bedford   | \$714.82                               |
| Newton        | \$708.76                               |
| Quincy        | \$475.93                               |
| Springfield   | \$389.41                               |
| Worcester     | \$310.75                               |

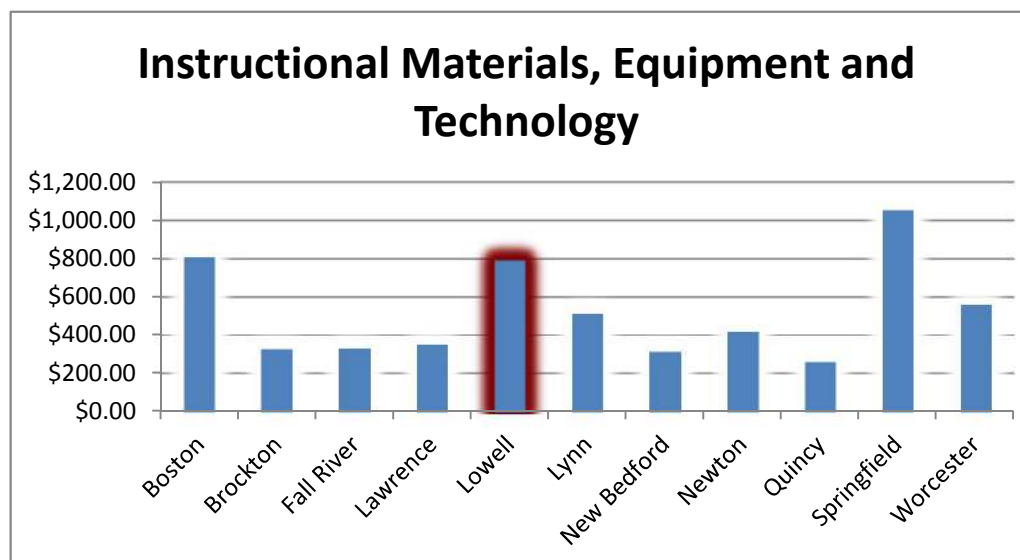


## Spending Per Pupil Comparisons

| District      | Teachers          |
|---------------|-------------------|
| Boston        | \$7,041.71        |
| Brockton      | \$5,378.93        |
| Fall River    | \$4,918.24        |
| Lawrence      | \$5,346.63        |
| <b>Lowell</b> | <b>\$5,740.81</b> |
| Lynn          | \$5,140.85        |
| New Bedford   | \$5,084.23        |
| Newton        | \$6,717.90        |
| Quincy        | \$5,947.89        |
| Springfield   | \$5,196.45        |
| Worcester     | \$5,542.64        |

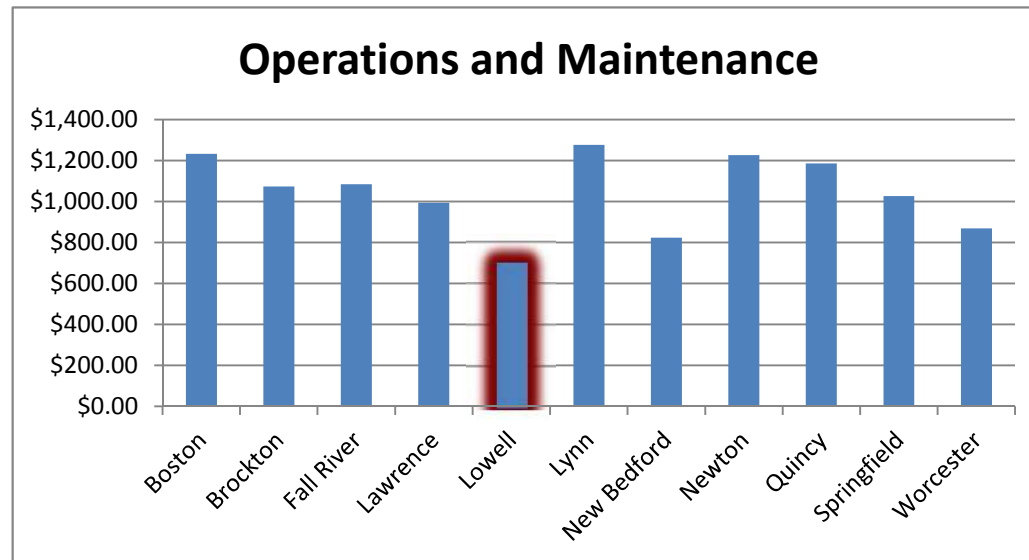


| District      | Materials, Equipment and Technology |
|---------------|-------------------------------------|
| Boston        | \$811.02                            |
| Brockton      | \$330.22                            |
| Fall River    | \$333.43                            |
| Lawrence      | \$350.23                            |
| <b>Lowell</b> | <b>\$790.68</b>                     |
| Lynn          | \$512.97                            |
| New Bedford   | \$317.13                            |
| Newton        | \$422.89                            |
| Quincy        | \$262.08                            |
| Springfield   | \$1,054.69                          |
| Worcester     | \$558.81                            |



## Spending Per Pupil Comparisons

| District      | Operations and Maintenance |
|---------------|----------------------------|
| Boston        | \$1,232.69                 |
| Brockton      | \$1,072.48                 |
| Fall River    | \$1,083.66                 |
| Lawrence      | \$993.09                   |
| <b>Lowell</b> | <b>\$700.53</b>            |
| Lynn          | \$1,276.81                 |
| New Bedford   | \$822.89                   |
| Newton        | \$1,226.05                 |
| Quincy        | \$1,185.38                 |
| Springfield   | \$1,026.65                 |
| Worcester     | \$869.19                   |



**Lowell Public Schools  
Revolving Funds**

| <b>Fund</b> | <b>Name</b>                                 | <b>Balance as of<br/>4/16/18</b> |
|-------------|---|----------------------------------|
| 1102        | Athletic Revolving Fund                     | \$ 8,123                         |
| 1103        | Non-Resident Student Tuition Revolving Fund | \$ 37,262 <sup>1</sup>           |
| 1108        | Use of School Facilities Revolving Fund     | \$ 120,153                       |
| 1127        | Full Day Pre-School Revolving Fund          | \$ 47,451 <sup>2</sup>           |
| 1129        | Community Schools Revolving Fund            | \$ 74,436                        |
| 1201        | Food Service Revolving Fund                 | \$ 1,658,540 <sup>3</sup>        |
| 1924        | Special Education Circuit Breaker           | \$ 1,582,559 <sup>4</sup>        |

Notes:

<sup>1</sup> The Non-Resident Student Tuition Revolving Fund is recorded as an offset to the Out-of-District Tuition account in the Districtwide Budget.

<sup>2</sup> The School Department received reimbursement for operating the full-day Pre-School Program at the Murkland Elementary School. This funding will be used to offset the cost of employees and/or programs in conjunction with the Murkland Elementary School.

<sup>3</sup> The Food Service Revolving Fund provides for the operation of the food service program. Our program costs approximately \$ 6 million annually to operate.

<sup>4</sup> The state special education reimbursement program, commonly known as the circuit breaker program, was started in FY04 to provide additional state funding to districts for high-cost special education students. The threshold for eligibility is tied to four times the state average foundation budget per pupil as calculated under the chapter 70 program, with the state paying 75 percent (subject to change) of the costs above that threshold. For children who are considered "state wards" and are placed by Department of Children Services (DCF) and do not reside in their home community of Lowell, then Lowell would be eligible for 100% reimbursement of the net claim. For students who have no parents or guardians in the Commonwealth and have been classified as "abandoned" students Lowell would be eligible for 100% reimbursement of the net claim (provided that there is a LEA assignment letter on file identifying the student as such).