

## **Lowell Public Schools**

### **General Fund Operating Budget Overview**

The Lowell Public Schools general fund budget, or “local budget” as it is more commonly referred to, provides baseline funding for Pre-K through grade 12 educational programming. The general fund budget also provides minimal funding for the Lowell Adult Education Program. While there are certain mandates and minimum spending requirements directing how the funds may be used, for the most part, the general fund operating budget is unrestricted and is used to support the goals and initiatives valued by the District.

The Commonwealth's school finance statute, Chapter 70 of the General Laws, establishes an annual "net school spending" requirement for each Massachusetts school district. Net school spending includes the school department's general fund expenditures as well as municipal indirect spending for schools, however, excludes capital expenditures, student transportation, grants and revolving funds. Required net school spending is the annual minimum funding amount that must be spent on schools, including any carryover from previous years.

To determine net school spending for the upcoming school year, the Commonwealth utilizes school department enrollment data as of October 1<sup>st</sup> of the current school year (i.e. the October 1, 2016 student headcount is the basis for determining the 2017/18 foundation budget and net school spending requirement). The enrollment data is termed “foundation enrollment” and is utilized to calculate the District's “foundation budget.” The foundation budget is the state's estimate of the minimum amount needed to provide an adequate education program in the school district.

The Commonwealth uses a complex formula to calculate an adequate funding level, which is based on many factors including each district's grade level configuration, programs and demographics. Taking into consideration a community's wealth, the

formula calculates each community's "required local contribution" toward Pre-K through grade 12 education. On May 16, 2017 the Massachusetts Senate posted FY2018 Chapter 70 district information. The Commissioner will issue the final official school spending requirements as soon as the Governor and Legislature approve either the FY2018 state budget or an earlier local aid resolution. Lowell's FY2018 foundation budget totals \$190,504,545. The Commonwealth funds a portion of the foundation budget as "Chapter 70 Aid," the preliminary estimate for FY2018 is \$144,679,262 including a \$6,090,881 increase above the FY2017 level. The community (Lowell) is expected to fund the remaining amount as its local contribution to meet required net school spending.

**Chapter 70 Aid + Required Local Contribution = Required Net School Spending**

Below is Lowell's preliminary net school spending requirement for FY2018. Final numbers are determined upon approval of the state budget.

	<u>FY 2016</u>	<u>FY 2017</u>	<u>FY 2018</u>
Foundation Enrollment	15,300	15,616	16,025
Foundation Budget	177,537,954	183,238,362	190,504,545
Required Local Contribution	43,089,941	44,649,981	45,825,283
Chapter 70 Aid	135,511,265	138,588,381	144,679,262
Required Net Spending	178,601,206	183,238,362	190,504,545
Actual Net Spending	187,745,931	191,291,816	TBD
Dollars Over Requirement	9,144,725	8,055,454	TBD

The required local contribution is composed of two parts: 1) cash and 2) in-kind

costs paid by the City on behalf of the Lowell Public Schools. Lowell Public School pays the transportation costs which are not part of the Net School Requirement. These costs are the separate responsibility of the City. Therefore, these costs will reduce the cash contribution from the City (see the chart below).

	<u>FY 2016</u>	<u>FY 2017</u>	<u>FY 2018</u>
Contributed Cash	18,856,851	19,856,851	18,263,584
Less Transportation Paid by the Schools	-7,751,523	-7,819,660	-9,043,069
Less Adult Education	-486,520	-500,011	-500,011
Net Cash	10,618,808	11,537,180	8,720,504
Indirect City	38,999,670	40,364,658	TBD
City Contributions	49,618,478	51,190,838	TBD

The figures above include both the “cash” contributions from the Commonwealth of Massachusetts in the form of Chapter 70 Aid, as well as “cash” and “service” contributions from the City of Lowell to support the overall operating budget of the Lowell Public Schools.

## **FY2018 Local Operating Budget Overview**

In calculating the total operating budget, Chapter 70 funding and the total local cash contributions are added together.

	<u>FY 2016</u>	<u>FY 2017</u>	<u>FY 2018</u>
Chapter 70 Aid	135,511,265	138,588,381	144,679,262
Contributed Cash	18,856,851	19,856,851	18,263,584
<b>Total Operating Budget</b>	<b>154,368,116</b>	<b>158,445,232</b>	<b>162,942,846</b>

In preparing the FY2018 general fund operating budget for the Lowell Public Schools, the following actions/assumptions have been incorporated:

- The FY2018 budget uses the FY2017 budget as a base, maintaining programs and services offered during the 2016/17 school year in the 2017/18 school year.
- The budget reflects all known salary increases previously bargained and all known non-salary contractual increases.
- The Technology Office has been reorganized (see attached organizational chart) to provide more technology support throughout the District.
- The Chapter 70 Aid uses the Senate budget for the appropriation to the local districts.

## **Budget Increases for FY2018**

1. The STEM academy will increase staffing to accommodate projected District enrollment increases. \$335,000 has been included in the FY2018 budget to accommodate the additional enrollments of a minimum of 100 students:
  - (2) Grade 5 Classroom Teachers
  - (2) Grade 6 Classroom Teachers

- (1) Guidance Counselor
- (1) Physical Education Teacher
- 2. Eight Schools (seven elementary schools and one middle school) currently have half time Math Resource Teaching positions. The addition of (4) FTEs at a cost of \$200,000 has been added to the budget to provide full-time Math Resource Teachers in these schools.
- 3. STEM Lead Teacher Stipends will be added in all elementary and middle schools to coordinate and infuse STEM into the Science Curriculum.
- 4. \$2,421,220 has been added for a new Special Education Day School including rental cost (\$152,000), equipment and staff:
  - (1) Program Coordinator
  - (1) Occupational Therapist
  - (1) Speech Therapist
  - (2) BCBAs
  - (1) School Clerk
  - (8) Special Education Teachers
  - (24) Paraprofessionals
- 5. \$775,424 has been added for four new District-wide Special Education CSA classrooms with:
  - (4) Special Education Teachers
  - (10) Paraprofessionals
  - (1) COTA
  - (1) Speech Language Assistant

## **Budget Decreases For 2018**

1. All maintenance is covered under the City budget. The Heating Maintenance, Energy Management Systems and two Plumbing positions that were in the Lowell Public School's budget for FY2016-2017 have been eliminated.
2. Reduction of one Clerical Position through a retirement that will not be replaced.
3. Reduction of the Alternative School Director Position. The person currently in this role will be assuming another position in the district.
4. Reduction of the Murkland After-School Planning Stipends - These stipends were provided by the state as a part of a turnaround grant. The source of funding was eliminated as the grant has expired and the District will discontinue the planning time from the local budget.
5. Reduction in Special Education tuition costs of \$1,759,853 through the reduction of Out of District placements.
6. Reduction of the Boston Lyric Opera Project. The district will seek grant funding to support this project.
7. All School Resource Officers are planned to be funded through the City of Lowell's budget and in lieu of being deducted from the Lowell Public School's budget.

The Lowell Public Schools will be submitting applications for federal, state and private grants for the 2017/18 school year. It is anticipated that there will be a 4% reduction in the level of funding for the 2017/18 school year from the 2016/17 school year. Although the district will not know the approved funding level during these FY2018 budget deliberations, these grant funded programs are under review to maintain

as many of the programs and services as possible districtwide. As more funding information from our state agencies, Senators and Representatives becomes available, the district will bring forward recommended programmatic changes and will maximize the services to students given any change in grant funded resources.

The Superintendent's Recommended 2018 Budget addresses current district challenges with the resources available, while making adjustments as appropriate, and sustains the existing district programs and services provided in 2017. It continues the expansion of the Rogers STEM Academy, establishes a new Day School for our CSA student population, increases the focus on STEM Curriculum by adding a Science Lead stipend position at each elementary and middle school and hires an additional four Math Resource Teachers to support the Math Curriculum.

In this first draft of the budget, we anticipate a balanced budget with a reserve of just under \$750,000

**Lowell Public Schools**  
**Strategic Mission and Vision**  
*Inspiring and Empowering Education*

Lowell Public Schools will provide an inspiring and empowering education by creating five pillars to support and drive its vision.

**Pillar 1:     Excellent Teaching and Learning, Everywhere**

- Increase of the number of Math Resource Teachers by 4FTE to support teachers and students.
- Hire STEM Lead Teachers to coordinate and support the STEM Science Curriculum.

**Pillar 2:     Students Learn Through Respectful and Joyful School Experiences**

- Increase 2 FTE for one additional Occupational Therapist and one Speech Therapist, to provide supports that assist students in adapting to daily activities and augment learning.

**Pillar 3:     Students Learn From a Highly Qualified, Skilled, and Diverse Workforce**

- Hire highly qualified staff, holding expertise in the area in which they teach, and reflecting the diversity of our student body.
- Increase the pay rate of Day to Day Substitutes to attract more qualified applicants and be more competitive.

**Pillar 4:     Every Educator Engages Parents, the Community and Partners**

- Upgrade audiovisual equipment in all middle school auditoriums to expand school events and attract more community partnerships.



**Pillar 5: All Schools are Safe and have Adequate Resources and Equitable Facilities**

- Expand classes at the Rogers STEM Academy.
- Establish a new Special Education Day School.
- Add four new districtwide CSA Classrooms.
- Add one COTA and one Speech Language Assistant.
- Reconfigure the grade levels at the Laura Lee and Leblanc Therapeutic Schools to accommodate more students. This will allow the district to reduce the potential number of Out of District Placements requiring therapeutic settings.



**LOWELL PUBLIC SCHOOLS**  
**Henry J. Mroz Administration Office**  
**155 Merrimack Street**  
**Lowell, Massachusetts 01852**

**Gary N. Frisch**  
**Assistant Superintendent for Finance/**  
**School Business Administrator**

**Tel: (978) 674-4325**  
**Fax: (978) 937-7620**  
**E-Mail: [gfrisch@lowell.k12.ma.us](mailto:gfrisch@lowell.k12.ma.us)**

May , 2017

Honorable Members of the Lowell School Committee:

Each of the Superintendent's recommended budget adjustments have been incorporated in the "districtwide budget" pages that follow: Historically, the Committee has reviewed and approved each of the line items incorporated in the districtwide budget pages, approved the bottom line budget of each page/section. To assist in your review of the budget document, we have added a separate column that shows the increase or decrease in Full Time Equivalents (FTE) from 2016-17 to 2017-18. We have also included Exhibit 1 that reconciles the number of teachers from 2016-17 to 2017-18 which includes the additions and subtractions for 2017-18. We have included a column for the expected 2016-17 actual.

We want to thank the Principals and their staff and Central Office Administration in their participation in this year's budget process.

Sincerely,

Salah Khelfaoui, Ph.D.

Gary Frisch, CPA

## FY2018 BUDGET SUMMARY

<b>Chapter 70 State Aid:</b>		<b>\$144,679,262</b>
City of Lowell Cash Contribution Transportation	\$9,043,069	
City of Lowell Cash Contribution Adult Education	\$500,011	
City of Lowell Cash Contribution Operations	\$8,720,504	
<b>Total City Cash Contribution</b>		<b>\$18,263,584</b>
 <b>Revenue - FY2018 Local Budget:</b>		 <b>\$162,942,846</b>
 <b>Personnel</b>		 <b>\$139,165,974</b>
 <b>Non-Personnel</b>		 <b>\$23,776,872</b>
 <b>Expense - FY2018 Local Budget:</b>		 <b>\$162,942,846</b>
 <b>Surplus/Deficit</b>		 <b>\$0</b>

Approved School Committee

**Lowell Public Schools**  
**Final FY2018 Budget**  
**May 17, 2017**

	A	R	S	T	U	W	X
1		2015-16 Actual	2016-17 Expected	FY17 FTE	2017-18 Budget	FY18 FTE	Notes
2	<b>1100: School Committee</b>						
3	<b>Personnel</b>						
4							
5	School Committee Member Stipends	\$ 35,814	\$ 36,000		\$ 54,000		a
6	School Committee Secretary	\$ 10,556	\$ 19,000		\$ 19,000		b
7							
8	<i>Total Personnel:</i>	\$ 46,370	\$ 55,000		\$ 73,000		
9							
10							
11	Expenses	\$ 3,196	\$ 5,340		\$ 5,340		
12	Memberships	\$ 6,920	\$ 2,450		\$ 2,450		
13	Subscriptions	\$ 251	\$ 3,480		\$ 3,500		
14	Supplies	\$ 1,380	\$ -		\$ -		
15							
16	<i>Total Non-Personnel:</i>	\$ 11,747	\$ 11,270		\$ 11,290		
17	<b>Notes:</b>						
18	a: School Committee compensation has increased from \$6,000 to \$12,000 as of January 1, 2018.						
19	b: The School Committee Secretary began preparing the minutes for sub-committees in 2016-17 as well as at the regular board meetings.						
20							
21	<b>TOTAL:</b>	<b>\$ 58,117</b>	<b>\$ 66,270</b>		<b>\$ 84,290</b>		

**Lowell Public Schools**  
**Final FY2018 Budget**  
**May 17, 2017**

	A	R	S	T	U	W	X
1		2015-16 Actual	2016-17 Expected	FY17 FTE	2017-18 Budget	FY18 FTE	Notes
22	<b>1200: Superintendent</b>						
23	<b>Personnel</b>						
24							
25	Superintendent of Schools	\$ 181,108	\$ 189,625	1	\$ 194,366	1	a
26	Asst. Supt. of Curriculum & Instruction	\$ 138,447	\$ 130,000	1	\$ 150,000	1	b
28	Deputy Supt. of Student Support Services	\$ 131,317	\$ 145,000	1	\$ 152,500	1	
29	Asst. Supt. For Finance	\$ 134,526	\$ 145,000	1	\$ 150,000	1	c
30	Deputy Superintendent Offset	\$ 4,617	\$ -	0	\$ (2,500)	0	
31	Director of Human Resources	\$ 84,849	\$ 95,476	1	\$ 95,476	1	d
32	Food Service Offset		\$ (27,052)		\$ (27,052)		e
33							
34	<i>Total Personnel:</i>	\$ 674,864	\$ 678,049	5	\$ 712,790	5	
35							
36	<b>Non-Personnel</b>						
37							
38	Advertising	\$ 22,941	\$ 15,000		\$ 15,000		
39	Contracted Services (District-Wide)	\$ 26,526	\$ 28,000		\$ 23,000		
40	Expenses	\$ 5,904	\$ 9,500		\$ 9,500		
41	Memberships	\$ 9,953	\$ 10,500		\$ 10,500		
42	In-State Travel (District-Wide)	\$ 31,996	\$ 31,000		\$ 31,000		
43	Supplies	\$ 14,140	\$ 13,400		\$ 13,500		
44							
45	<i>Total Non-Personnel:</i>	\$ 111,460	\$ 107,400		\$ 102,500		
46	<b>Notes:</b>						
47	a: The Superintendent's salary was \$185,000 in FY 2015-16, but a portion was paid from the Food Service Revolving Account.						
48	b: The Assistant Superintendent's salary was \$140,000 in FY 2016-17, however it is prorated to the time she started in the position.						
49	c: The Assistant Superintendent for Finance's salary was \$145,000, but he started on February 16, 2016 and a portion of his salary						
50	was paid from the Food Service Revolving Account. Additionally, an interim Assistant Superintendent was in place.						
51	d: The Director of Human Resource's salary was \$91,983, but a portion of the salary was paid from						
52	the Food Service Revolving Account.						
53	e: The Food Service Revolving Account reimburses administrative personnel for their time attributed to the						
54	program.						
55							
56	<b>TOTAL:</b>	\$ 786,324	\$ 785,449	5	\$ 815,290	5	

**Lowell Public Schools**  
**Final FY2018 Budget**  
**May 17, 2017**

	A	R	S	T	U	W	X
1		2015-16 Actual	2016-17 Expected	FY17 FTE	2017-18 Budget	FY18 FTE	Notes
57	<b>1400: Finance and Administrative Services</b>						
58	<b>Personnel</b>						
59							
60	Assistant Business Manager	\$ -	\$ 95,476	1	\$ 95,476	1	
61	Internal Auditor		\$ 29,968	1	\$ 29,968	1	a
62	Mail Courier	\$ 31,193	\$ 32,000	0.5	\$ 32,000	0.5	
63	Clerical Staff - Central Administration	\$ 904,175	\$ 827,332	17	\$ 832,033	17	b
64	Clerical Staff - Special Education	\$ 368,788	\$ 368,979	8	\$ 331,015	7	c
65	Clerical Substitutes & Overtime	\$ 21,347	\$ 22,000	0	\$ 22,000	0	
66	Substitute Teacher Calling	\$ 15,070	\$ 15,000	0	\$ 15,000	0	
67	Counsel for Collective Bargaining	\$ 50,570	\$ 50,000	0.5	\$ 50,000	0.5	
68	Staff Counsel for Student Services	\$ 101,627	\$ 104,638	1	\$ 104,638	1	d
69	Director of Information Comm. Tech.	\$ 77,698	\$ 12,351	0	\$ -	0	e
70	Manager of ICTS	\$ -	\$ 76,721	1	\$ 90,000	1	f
71	Enterprise Systems Engineer	\$ -	\$ 69,092	1	\$ 85,000	1	g
72	Computer Network Manager - K-12	\$ 52,171	\$ 10,779	0		0	h
73	Network Manager			0	\$ 77,848	1	
74	Assistant Network Manager	\$ 58,653	\$ 67,469	1	\$ 67,469	1	i
75	Helpdesk Manager	\$ 41,876	\$ 51,380	1	\$ 55,000	1	j
76	District Webmaster	\$ 56,448	\$ 59,979	1	\$ 67,469	1	k
77	Media Technology Support Liaisons - K-12	\$ 113,808	\$ 92,000	3			l
78	Media Technology Support Liaisons				\$ 186,831	3	m
79	Computer Repair Technician - K-8	\$ 21,009	\$ -		\$ -		
80	Computer Repair Technician - LHS	\$ 81,966	\$ 89,219	1.5	\$ -		
81	Computer Repair Technician - LHS			0	\$ 62,176	1	
82	PT Computer Repair Technician - LHS			0	\$ 27,043	0.5	
83	Part-Time Computer Repair Tech (8)	\$ 86,592	\$ 90,000		\$ 90,000		
84	School Website Content Manager Stipends LHS	\$ 66,250	\$ 2,500	0	\$ 2,500	0	
87	Overtime	\$ 6,692	\$ 7,500	0	\$ -	0	
88	Student Database Administrator - K-12	\$ 77,171	\$ 77,848	1	\$ 77,848	1	
89	Scheduler - LHS	\$ 77,942	\$ 78,626	1	\$ 78,626	1	
90	Food Service Offset		\$ (190,273)		\$ (190,273)		
91							
92	<i>Total Personnel:</i>	\$ 2,311,046	\$ 2,140,584	40.5	\$ 2,289,667	40.5	
93	<b>Notes:</b>						
94	a: The Internal Auditor position is funded at 50% from grants.						
95	b: Central Administration Clerical Staff decreased in 2016-17, because 3 secretarial positions were reduced by retirements in 2016-17.						
96	c: A Central Office Special Education clerk will retire June 30, 2017. This position will not be replaced.						
97	d: Half of the Student Support Counsel's salary is paid through a Special Education Grant.						
98	e: The Director of Technology ICTS resigned July 2016; his position was replaced with a Manager of ICTS.						
99	The Director of ICTS was paid \$99,809, but his salary was offset by a reimbursement from the Food Service Revolving Account.						
100	f: The Manager of ICTS was promoted during the year, his salary of \$90,000 is prorated for 2016-17.						
101	g: The District hired an Enterprise Systems Engineer instead of outsourcing the position.						

**Lowell Public Schools**  
**Final FY2018 Budget**  
**May 17, 2017**

	A	R	S	T	U	W	X
1		2015-16 Actual	2016-17 Expected	FY17 FTE	2017-18 Budget	FY18 FTE	Notes
102	h: The Computer Network Manager K-12 earned \$75,000 in 2015-16, but this salary was offset by the Food Service Account.						
103	In 2016-17 the position was changed to Network Manager.						
104	i: The Assistant Network Manager earned \$65,000 in 2015-16, but was offset by the Food Service Account.						
105	j: The Help Desk Manager's position was approved by the School Committee at a salary of \$55,000 this year. This amount						
106	is less in 2016-17 because it is prorated.						
107	k: The District Webmaster's salary was increased to ensure school based websites are updated and maintained.						
108	l: There were three positions Media Technology Support Liasions (MTSL) budgeted at \$175,938 in 2016-17, however						
109	two MTSL have resigned this year.						
110	m: There are three MTSL budgeted in 2017-18.						
111							
112	<b>Non-Personnel</b>						
113							
114	Photocopier Maintenance/Service	\$ 158,605	\$ 185,000		\$ 70,000		a
115	Photocopier Purchase	\$ 94,988	\$ 95,000		\$ 50,000		b
116	Postage	\$ 45,132	\$ 50,000		\$ 50,000		
117	Printing & Binding	\$ 46,957	\$ 50,000		\$ 40,000		
118	Contracted Services - Financial Audit	\$ 35,277	\$ 35,000		\$ 35,000		
119	Contracted Services - Legal	\$ 12,958	\$ 10,000		\$ 70,000		c
120	Computer Contracted Services - Admin.	\$ 147,543	\$ 150,000		\$ 28,000		d
121	Computer Hardware - Admin.	\$ 52,604	\$ 50,000		\$ 51,000		
122	Computer Software - Admin.	\$ 231,584	\$ 204,400		\$ 204,000		
123	Data Processing Forms/Supplies	\$ 19,803	\$ 15,000		\$ 15,000		
124	Internet Service Provider	\$ 97,858	\$ 125,000		\$ 125,000		
125	Recruitment Expenses/Advertising	\$ -	\$ 30,000		\$ 30,000		
126	Program & Analytical Services	\$ 75,000	\$ 75,000		\$ 75,000		
127							
128	<i>Total Non-Personnel:</i>	\$ 1,018,309	\$ 1,074,400		\$ 843,000		
129	<b>Notes:</b>						
130	a: The District is phasing out the Cannon copiers and replacing them with Ricoh machines with less warranty expenses.						
131	b: The District is planning on purchasing less copiers in 2017-18.						
132	c: Legal fees are estimated to be greater in 2017-18 due to potential expenses associated with bargaining.						
133	d: The District contracted services will decrease by \$122,000 in FY 2017-18 due to the hiring of an Enterprise Systems Engineer.						
134	<b>TOTAL:</b>	<b>\$ 3,329,355</b>	<b>\$ 3,214,984</b>	<b>41</b>	<b>\$ 3,132,667</b>	<b>40.5</b>	

**Lowell Public Schools**  
**Final FY2018 Budget**  
**May 17, 2017**

	A	R	S	T	U	W	X
1		2015-16 Actual	2016-17 Expected	FY17 FTE	2017-18 Budget	FY18 FTE	Notes
135	<b>2100: Department Heads / Supervisors</b>						
136	<b>Personnel</b>						
137							
138	Director of Curriculum & Instruction - LHS	\$ 109,618	\$ 110,523	1	\$ 110,523	1	
139	Coordinator of Student Support Services - LHS	\$ 114,953	\$ 115,903	1	\$ 115,903	1	
140	Discipline & Operations Specialist - LHS	\$ 99,985	\$ 99,329	1	\$ 99,329	1	
141	Academic Chair - English - LHS	\$ 107,525	\$ 109,294	1	\$ 109,294	1	
143	Academic Chair - Fine Arts - LHS	\$ 111,499	\$ 114,441	1	\$ 114,441	1	
144	Academic Chair - Mathematics - LHS	\$ 98,901	\$ 102,766	1	\$ 102,766	1	
145	Academic Chair - Physical Education - LHS	\$ 52,597	\$ 56,315	0.5	\$ 56,315	0.5	
146	Academic Chair - Science - LHS	\$ 107,523	\$ 109,294	1	\$ 109,294	1	
147	Academic Chair - Social Studies - LHS	\$ 103,552	\$ 105,256	1	\$ 106,367	1	
148	Academic Chair - Special Education - LHS	\$ 109,705	\$ 111,512	1	\$ 102,766	1	a
149	Academic Chair - World Language - LHS	\$ 104,644	\$ 107,478	1	\$ 107,478	1	
150	Director of Special Education	\$ 122,493	\$ 123,504	1	\$ 123,504	1	
151	Coordinator of Mathematics	\$ 205,885	\$ 103,922	1	\$ 103,922	1	
152	Coordinator of English Language Arts	\$ 192,418	\$ 99,209	1	\$ 99,209	1	
153	Coordinator of Science & Social Studies	\$ 105,272	\$ 106,144	1	\$ 106,144	1	
154	Coordinator Research, Testing & Assessment	\$ 105,961	\$ 107,947	1	\$ 107,947	1	
155							
156	<i>Total Personnel:</i>	\$ 1,852,531	\$ 1,682,837	15.5	\$ 1,675,202	15.5	
157	<b>Notes:</b>						
158	a: The Academic Chair for Special Education at LHS is retiring, and she will be replaced at an entry level salary (LSAA).						
159							
160	<b>TOTAL:</b>	<b>\$ 1,852,531</b>	<b>\$ 1,682,837</b>	<b>15.5</b>	<b>\$ 1,675,202</b>	<b>15.5</b>	



**Lowell Public Schools**  
**Final FY2018 Budget**  
**May 17, 2017**

	A	R	S	T	U	W	X
1		2015-16 Actual	2016-17 Expected	FY17 FTE	2017-18 Budget	FY18 FTE	Notes
161	<b>2100: Principals</b>						
162	<b>Personnel</b>						
163							
164	Head of School	\$ 135,704	\$ 142,766	1	\$ 145,621	1	
165	House Deans - LHS	\$ 425,218	\$ 435,551	4	\$ 439,668	4	
166	Director of the Freshman Academy - LHS	\$ 106,188	\$ 107,936	1	\$ 107,936	1	
167	Student Services Specialist - Freshman Academy	\$ 186,074	\$ 94,013	1	\$ 94,013	1	
168	Principals	\$ 2,429,917	\$ 2,492,000	21	\$ 2,494,872	21	a
169	Assistant Principals	\$ 1,977,936	\$ 2,015,660	19	\$ 2,014,896	19	
170	Alternative School Coordinator- Cardinal	\$ 98,266	\$ 99,883	1	\$ 99,883	1	
171	Alternative School Coordinator - Laura Lee	\$ 105,742	\$ 102,811	1	\$ 102,811	1	
172	Alternative School Coordinator- Career Academy	\$ 93,314	\$ 98,899	1	\$ 98,899	1	
173	Alternative School Coordinator - CSA			0	\$ 90,637	1	b
174	Alternative School Coordinator - BRIDGE	\$ -	\$ 90,637	1	\$ 90,637	1	
175	Assistant/Lead Social Worker - BRIDGE	\$ -	\$ 75,641	1	\$ 75,641	1	
176	Director of Alternative Education	\$ 108,674	\$ 113,625	0	\$ -	0	c
177	School Clerks	\$ 1,566,109	\$ 1,623,318	38	\$ 1,674,457	39	d
178	Bursar / Financial Specialist - LHS	\$ 45,945	\$ 46,348	1	\$ 46,348	1	
179	Principal Merit Increases	\$ -	\$ -	0	\$ -	0	
180							
181	<i>Total Personnel:</i>	\$ 7,279,087	\$ 7,539,088	91	\$ 7,576,319	93	
182	<b>Notes:</b>						
183	a: Only a slight increase, because there are five new Principals replacing more experienced Principals along with a cost of living increases						
184	to the existing principals.						
185	b: A Coordinator will be required for the planned Day School for CSA students for 2017-18.						
186	c: The Director of Alternative Education position will not be filled.						
187	d: A school clerk will be required for the planned Day School for CSA students for 2017-18.						
188							
189	<b>TOTAL:</b>	\$ 7,279,087	\$ 7,539,088	91	\$ 7,576,319	93	

**Lowell Public Schools**  
**Final FY2018 Budget**  
**May 17, 2017**

	A	R	S	T	U	W	X
1		2015-16 Actual	2016-17 Expected	FY17 FTE	2017-18 Budget	FY18 FTE	Notes
190	<b>2300: Regular Education Instruction: Classroom</b>						
191	<b>Personnel</b>						
192		<b>See Exhibit I - Line 686</b>					a
193	Pre-K Teachers	\$ 1,493,940	\$ 1,698,438	21	\$ 1,701,507	21	
195	Full Day K Revolving Fund Offset				\$ (200,000)		b
196	Elementary Classroom Teachers	\$ 18,607,412	\$ 19,785,880	267	\$ 19,707,005	265	
197	English Language Learner Teachers	\$ 3,493,330	\$ 4,166,433	60	\$ 4,224,860	58	c
198	Middle School Teachers	\$ 5,670,769	\$ 6,328,671	85	\$ 6,627,990	90	
199	Mathematics Teachers	\$ 6,019,833	\$ 5,893,047	82	\$ 5,898,035	82	
200	Science Teachers	\$ 3,638,645	\$ 3,876,896	51	\$ 3,746,267	50	
201	Social Studies Teachers	\$ 3,168,935	\$ 3,341,855	44	\$ 3,297,742	44	
202	English Teachers	\$ 6,075,239	\$ 6,069,066	83	\$ 6,153,830	83	
203	Foreign Language Teachers	\$ 1,333,264	\$ 1,342,819	17	\$ 1,327,353	17	
204	Business Education Teachers	\$ 290,705	\$ 379,637	5	\$ 387,141	5	
205	In-House Suspension Teachers	\$ 121,656	\$ 129,408	2	\$ 142,358	2	
206	Native Language Support Teachers	\$ 77,319	\$ 80,514	1	\$ 82,419	1	
207	Substitute Teachers - Day-to-Day	\$ 1,176,237	\$ 1,200,000	0	\$ 1,198,105	0	d
208	Substitute Teachers - Long-Term	\$ 793,819	\$ 700,000	0	\$ 700,000	0	
209	Paraprofessionals - Regular Education	\$ 4,117,365	\$ 5,169,397	175	\$ 5,226,634	177	e
210	Food Service Offset		\$ (520,686)		\$ (520,686)		
211							
212	<i>Total Personnel:</i>	\$ 56,078,468	\$ 59,641,375	893	\$ 59,700,560	895	
213	<b>Notes:</b>						
214	a: Exhibit I provides a chart that contains all teachers and reconciles the FY 18 teacher count to FY 17.						
215	In FY 17 a few teachers were classified differently than from FY 18.						
216	b: The Full Day K Revolving fund will be used to offset the cost of employees. The balance in the fund is currently \$247,451.						
217	c: The budget in 2017-18 is more than in 2016-17 even though there are two less teachers listed due to teachers being hired in 2016-17 that were						
218	greater than budgeted.						
219	d: The increase is a result of a School Committee motion to become more competitive.						
220	e: In 2015-16, the Para budget was \$4.6 million, but only \$4.1 million was spent. In 2016-17, seventeen paraprofessionals were						
221	formerly paid by a \$600,000 Kindergarten grant and they are now funded by the local budget.						
222	<b>TOTAL:</b>	<b>\$ 56,078,468</b>	<b>\$ 59,641,375</b>	<b>893</b>	<b>\$ 59,700,560</b>	<b>895</b>	

**Lowell Public Schools**  
**Final FY2018 Budget**  
**May 17, 2017**

	A	R	S	T	U	W	X
1		2015-16 Actual	2016-17 Expected	FY17 FTE	2017-18 Budget	FY18 FTE	Notes
223	<b>2300: Regular Education Instruction: Specialists</b>						
224	<b>Personnel</b>						
225		<b>See Exhibit I - Line 686</b>					
226	Art Teachers	2,224,405	2,250,784	30	2,321,480	31.5	
227	Music Teachers	2,274,100	2,381,951	31.5	2,305,141	32	
228	Dance Teachers	117,137	125,695	2	132,582	2	
229	Drama Teachers	78,980	80,514	1	80,514	1	
230	Physical Education / Health Teachers	3,481,351	3,599,618	47	3,613,326	47	
232	Technology Education Teachers	123,607	211,378	3	215,087	3	
233	Instructional Technology Specialists	361,555	321,263	4	288,030	4	
234	Instructional Technology Coordinators	106,845	298,424	3.5	335,616	4	
237	Specialist for ELL Research & Testing	94,811	-	0	-	0	
238	Coordinator of ELL Programs	111,049	111,970	1	111,970	1	
240	Parent Liaison - Pyne Arts	33,809	34,384		-		a
241	Parent Liaison - ELL - LHS	66,415	67,496		34,384		a
242	Stipends - Homebound Instruction	40,635	55,000		55,000		
243	Stipends - Instrumental Band Coordinator	5,000	7,500		7,500		
244	Tutors - English Language Learners	476,648	499,800		500,000		
245	Tutors - Intervention / Enrichment	978,009	1,036,800		1,036,800		
246	Stipends - Out-of-School PLC	73,375	100,000		100,000		
247	Tutors - Read 180 Program - LHS	7,245	-		-		
248	Stipends - Academy Lead Teachers - LHS	-	18,000		18,000		
249	Stipends - Murkland After School Planning	58,892	63,000		-		b
250	Stipends - Science Idea Camp	-	-		35,000		c
251	Stipends - STEM Leads in K-8 Buildings	-	-		75,600		d
252							
253	<i>Total Personnel:</i>	10,713,868	11,263,577	123.0	11,266,030	125.5	
254	<b>Notes:</b>						
255	a: To align with current District practices, all parent liasons are part-time and will be paid through a grant except the LHS.						
256	b: The DESE Level 4 Turnaround Grant has ended, and the Murkland School planning stipends have been eliminated for 2017-18.						
257	c: Idea Camp lost \$35,000 of grant funding for 2017-18 budget, therefore the local budget will fund it.						
258	d: A Stem Lead will be added into each of the K-8 buildings to infuse the STEM curriculum throughout the District.						
259							
260	<b>TOTAL:</b>	<b>\$ 10,713,868</b>	<b>\$ 11,263,577</b>	<b>123.0</b>	<b>\$ 11,266,030</b>	<b>125.5</b>	

**Lowell Public Schools**  
**Final FY2018 Budget**  
**May 17, 2017**

	A	R	S	T	U	W	X
1		2015-16 Actual	2016-17 Expected	FY17 FTE	2017-18 Budget	FY18 FTE	Notes
261	<b>2300: Regular Education Instruction: Classroom</b>						
262	<b>Non-Personnel</b>						
263							
264	School Based Allocations	\$ 1,435,325	\$ 1,450,000		\$ 1,465,000		
265	Supplies & Textbooks - K-12	\$ 452,244	\$ 480,000		\$ 460,000		
266	Testing & Evaluation	\$ 48,416	\$ 1,000		\$ 1,000		
267	Band Camp - LHS	\$ 1,800	\$ 1,800		\$ 1,800		
268	Boston Lyric Opera Project	\$ 17,211	\$ 16,000		\$ -		a
269	Supplies - Instrumental Music Program	\$ 4,999	\$ 5,000		\$ 5,000		
270	Monday Night Band Ensemble	\$ 10,500	\$ 10,500		\$ 10,500		
271	Instrumental Music Program	\$ 66,029	\$ 54,300		\$ 54,300		
273	Supplies - Choral H.S.	-	2,500		2,500		
274	Supplies - Choral Middle School	-	1,500		2,500		
275	Supplies - English Language Learners	\$ 10,622	\$ 11,000		\$ 11,000		
276	Textbooks - English Language Learners	\$ 9,000	\$ 9,000		\$ 9,000		
277	Supplies - Reading	\$ 5,000	\$ 5,000		\$ 5,000		
278	Supplies - Mathematics	\$ 66,619	\$ 58,000		\$ 58,000		
279	Field Trip Admission Fees - K-8 - UML	\$ 49,475	\$ 45,390		\$ 45,390		
280	Project Alliance Student Leadership - LHS	\$ -	\$ 1,000		\$ 1,000		
281	Dual Enrollment Programs - LHS	\$ 45,000	\$ 45,000		\$ 45,000		
282	S.C.O.R.E. Peer Mediation Program - LHS	\$ 35,000	\$ 35,000		\$ 35,000		
283	N.E.A.S.C. Accreditation - LHS	\$ 24,219	\$ -		\$ -		
284							
285	<i>Total Non-Personnel:</i>	\$ 2,281,459	\$ 2,231,990		\$ 2,211,990		
286	<b>Notes:</b>						
287	a: This field trip will be funded through a grant next year.						
288							
289	<b>TOTAL:</b>	<b>\$ 2,281,459</b>	<b>\$ 2,231,990</b>		<b>\$ 2,211,990</b>		

Lowell Public Schools  
Final FY2018 Budget  
May 17, 2017

	A	R	S	T	U	W	X
		2015-16 Actual	2016-17 Expected	FY17 FTE	2017-18 Budget	FY18 FTE	Notes
1							
290	<b>2300: Other Instructional Programs</b>						
291	<b>Personnel</b>						
292		<b>See Exhibit I - Line 686</b>					
293	Jr. Air Force R.O.T.C. Instructors - LHS	\$ 233,942	\$ 239,922	4	\$ 210,557	4	a
294	Culinary Arts Instructors - LHS	\$ 218,784	\$ 164,351	3	\$ 174,664	3	
297	Stipends - Knowledge Bowl	\$ 22,825	\$ 23,500		\$ 23,500		
298							
299	<i>Total Personnel:</i>	\$ 475,551	\$ 427,773	7	\$ 408,721	7	
300	<b>Notes:</b>						
301	a: A new Air Force R.O.T.C. Instructor earning less replaced a more experienced Instructor.						
302	<b>Non-Personnel</b>						
303							
304	Jr. Air Force R.O.T.C. Transportation - LHS	\$ 3,000	\$ 3,000		\$ 3,000		
305	Jr. Air Force R.O.T.C. Supplies - LHS	\$ 915	\$ 1,000		\$ 1,000		
306	Jr. Air Force R.O.T.C. Equipment - LHS	\$ 995	\$ 1,000		\$ 1,000		
307	Knowledge Bowl Expenses	\$ 982	\$ 1,500		\$ 1,500		
308							
309	<i>Total Non-Personnel:</i>	\$ 5,892	\$ 6,500		\$ 6,500		
310	<b>Notes:</b>						
311							
312	<b>TOTAL:</b>	\$ 481,443	\$ 434,273	7	\$ 415,221	7	

**Lowell Public Schools**  
**Final FY2018 Budget**  
**May 17, 2017**

	A	R	S	T	U	W	X
1		2015-16 Actual	2016-17 Expected	FY17 FTE	2017-18 Budget	FY18 FTE	Notes
313	<b>2300: Special Education Instruction</b>						
314	<b>Personnel</b>						
315		<b>See Exhibit I - Line 686</b>					
316	Special Education Teachers	\$ 13,100,842	\$ 13,485,450	186	\$ 13,972,727	197	
317	Hearing Impaired Teachers	\$ 128,079	\$ 170,004	2	\$ 171,896	2	
318	Vision Impaired Teachers	\$ 48,172	\$ 64,704	1	\$ 67,655	1	
319	Social Skills Teachers	\$ 85,439	\$ 153,994	2	\$ 122,747	2	
320	Occupational / Physical Therapists	\$ 714,097	\$ 814,661	12	\$ 913,334	14	a
321	Speech Therapists	\$ 1,775,247	\$ 1,834,309	27	\$ 1,982,688	29	b
322	Sign Language Interpreters	\$ 69,541	\$ 103,888	3	\$ 39,236	1	
323	Nurses - Special Education	\$ 128,384	\$ 140,068	3	\$ 130,068	3	
324	Behavior Specialists	\$ 163,639	\$ 168,579	2	\$ 168,579	2	
325	Board Certified Behavior Analyst	\$ 127,605	\$ 594,466	7	\$ 794,588	9	c
326	Evaluation Team Chairpersons	\$ 1,233,833	\$ 1,194,301	13	\$ 1,303,444	14	
327	Stipends - Homebound Instruction	\$ 63,905	\$ 65,000	0	\$ 64,000	0	
328	Paraprofessionals - Special Education	\$ 4,440,679	\$ 4,817,004	169	\$ 5,926,659	217	d
329	Paraprofessionals - ABE Program	\$ 66,196	\$ 82,325	3	\$ 78,538	3	
330							
331	<i>Total Personnel:</i>	\$ 22,145,658	\$ 23,688,753	430	\$ 25,736,158	494	
332	<b>Notes:</b>						
333							
334	a: One additional Occupational Therapist for the CSA Day School and one District-wide Certified Occupational Asst.						
335	b: One additional Speech Therapist for the CSA Day School and one District-wide Speech Language Asst.						
336	c: Two additional Board Certified Behavior Analysts for the CSA Day School.						
337	d: Twenty four additional Special Education paras for the CSA Day School and ten additional Special Education Paras for						
338	CSA sub-separate classrooms within the District. Six new paraprofessionals for CSA classrooms started during the year						
339	one new Special Education paraprofessional at the McAvinnue and one new Special Education paraprofessional at the BRIDGE.						
340	Six new 1:1 paraprofessionals were hired during 2016-17 for individual student assignments.						

**Lowell Public Schools**  
**Final FY2018 Budget**  
**May 17, 2017**

	A	R	S	T	U	W	X
1		2015-16 Actual	2016-17 Expected	FY17 FTE	2017-18 Budget	FY18 FTE	Notes
341	<b>2300: Special Education Instruction</b>						
342	<b>Non-Personnel</b>						
343							
344	Contracted Services - BRIDGE Program	\$ -	\$ -				
345	Contracted Services - UTEC Alt. Diploma	\$ -	\$ -				
346	Contracted Services - General	\$ 2,340	\$ 25,176		\$ 25,000		
347	Parent Education Program	\$ 51,294	\$ 47,000		\$ 47,000		
348	Out-of-District	\$ 7,349,164	\$ 11,533,797		\$ 11,562,431		a
349	Circuit Breaker Reimbursement		\$ (2,303,628)		\$ (4,000,000)		b
350	Circuit Breaker Revolving Account		\$ (1,609,902)		\$ (691,000)		b
351	School Choice Funds		\$ (111,631)		\$ (192,000)		
352	Contracted Services - Hospitalized Children	\$ 55,342	\$ 60,000		\$ 60,000		
354	Supplies	\$ 193,148	\$ 40,000		\$ 40,000		
355	Summer School	\$ 48,007	\$ 50,000		\$ 50,000		
356	Testing	\$ 38,092	\$ 16,000		\$ 16,000		
357							
358	<i>Total Non-Personnel:</i>	\$ 7,737,387	\$ 7,746,912		\$ 6,917,431		
359							
360	<b>TOTAL:</b>	<b>\$ 29,883,045</b>	<b>\$ 31,435,665</b>		<b>\$ 32,653,589</b>	<b>494</b>	
361	<b>Notes:</b>						
362	a: The District is anticipating the return of 19 CSA students and 8 Adjustment Students to offset the 5% increase in tuition rates						
363	and to offset new Out-of-District placements.						
364	b: The District will be using \$4,000,000 out of the FY 2017-18 Circuit Breaker Reimbursements in addition to the balance of \$691,000.						

Lowell Public Schools  
Final FY2018 Budget  
May 17, 2017

	A	R	S	T	U	W	X
		2015-16 Actual	2016-17 Expected	FY17 FTE	2017-18 Budget	FY18 FTE	Notes
1							
365							
366	<b>2300: Adult Education</b>						
367	<b>Personnel</b>						
368		<b>See Exhibit I - Line 686</b>					
369	Director of Adult Education	\$ 98,129	\$ 98,939	1	\$ 98,939	1	
370	Adult Education Teachers	\$ 388,391	\$ 401,072	5	\$ 370,712	5	
371							
372	<i>Total Personnel:</i>	\$ 486,520	\$ 500,011	6	\$ 469,651	6	
373	<i>Notes:</i>						
374							
375	<b>TOTAL:</b>	<b>\$ 486,520</b>	<b>\$ 500,011</b>	<b>6</b>	<b>\$ 469,651</b>	<b>6</b>	



**Lowell Public Schools**  
**Final FY2018 Budget**  
**May 17, 2017**

	A	R	S	T	U	W	X
1		2015-16 Actual	2016-17 Expected	FY17 FTE	2017-18 Budget	FY18 FTE	Notes
376	<b>2300: Library</b>						
377	<b>Personnel</b>						
378							
379	Library Media Specialist - LHS	\$ 84,691	\$ 86,072	1	\$ 86,072	1	
380	Library Aides	\$ 679,770	\$ 653,522	23	\$ 653,522	23	
381	Stipends - Library Aides w/o LMS	\$ 15,200	\$ 16,000	0	\$ 16,000	0	
382							
383	<i>Total Personnel:</i>	\$ 779,661	\$ 755,594	24	\$ 755,594	24	
384	<i>Notes:</i>						
385							
386							
387	<b>TOTAL:</b>	<b>\$ 779,661</b>	<b>\$ 755,594</b>	<b>24</b>	<b>\$ 755,594</b>	<b>24</b>	

Lowell Public Schools  
Final FY2018 Budget  
May 17, 2017

	A	R	S	T	U	W	X
		2015-16 Actual	2016-17 Expected	FY17 FTE	2017-18 Budget	FY18 FTE	Notes
1							
388	<b>2300: Audio Visual Instruction</b>						
389	<b>Personnel</b>						
390		<b>See Exhibit I - Line 686</b>					
391	Coordinator of Educational Television	\$ 93,459	\$ 96,638	1	\$ 96,638	1	a
392	Video Production Teacher - LHS	\$ 71,307	\$ 72,525	1	\$ 72,525	1	
393	TV Associate Producer / Scheduler	\$ 49,412	\$ 49,208	1	\$ 49,208	1	a
395	Comcast - Community Television Acct.		\$ (49,208)		\$ (145,846)		
396							
397	<i>Total Personnel:</i>	\$ 214,178	\$ 169,163	3	\$ 72,525	3	
398	<b>Notes:</b>						
399	a: Both the Educational TV Coordinator and the TV Associate Producer will be charged to the Comcast Account for FY 2017-18.						
400							
401	<b>Non-Personnel</b>						
402							
403	TV Studio Maintenance	\$ 6,136	\$ 6,500		\$ 7,000		
404	TV Studio Supplies	\$ 4,833	\$ 5,000		\$ 5,000		
405	TV Studio Equipment	\$ 20,501	\$ 16,000		\$ 17,925		
406	TV Studio Consulting Services	\$ 4,745	\$ 5,000		\$ 5,000		
407	AV Equipment Repair - K-12	\$ 4,160	\$ 7,500		\$ 7,500		
408	Comcast - Community Television Acct.				\$ (42,425)		
409							
410	<i>Total Non-Personnel:</i>	\$ 40,375	\$ 40,000		\$ -		
411	<b>Notes:</b>						
412							
413	<b>TOTAL:</b>	\$ 254,553	\$ 209,163		\$ 72,525	3	

**Lowell Public Schools**  
**Final FY2018 Budget**  
**May 17, 2017**

	A	R	S	T	U	W	X
1		2015-16 Actual	2016-17 Expected	FY17 FTE	2017-18 Budget	FY18 FTE	Notes
414	<b>2350: Professional Development</b>						
415	<b>Personnel</b>						
416							
417	Teacher Academy Mentor Stipends - K-8	\$ 150,986	\$ 142,000		\$ 145,000		
418	Teacher Academy Mentor Stipends - LHS	\$ 34,000	\$ 30,600		\$ 30,600		
419	Teacher Academy Instructor Stipends	\$ 53,415	\$ 65,000		\$ 65,000		
420	Teacher Academy Completion Bonus	\$ 95,200	\$ 75,000		\$ 75,000		
421							
422	<i>Total Personnel:</i>	\$ 333,601	\$ 312,600		\$ 315,600		
423	<i>Notes:</i>						
424							
425	<b>Non-Personnel</b>						
426							
427	Tuition Reimbursement	\$ 201,818	\$ 200,000		\$ 200,000		
428	Professional Development	\$ 160,265	\$ 250,000		\$ 250,000		
429							
430	<i>Total Non-Personnel:</i>	\$ 362,083	\$ 450,000		\$ 450,000		
431	<i>Notes:</i>						
432							
433	<b>TOTAL:</b>	<b>\$ 695,684</b>	<b>\$ 762,600</b>		<b>\$ 765,600</b>		

**Lowell Public Schools**  
**Final FY2018 Budget**  
**May 17, 2017**

	A	R	S	T	U	W	X
1		2015-16 Actual	2016-17 Expected	FY17 FTE	2017-18 Budget	FY18 FTE	Notes
434	<b>2450: Instructional Technology</b>						
435	<b>Non-Personnel</b>						
436							
437	Computer Contracted Services - Instructional	\$ 50,918	\$ 50,000		\$ 50,000		
438	Computer Hardware - Instructional	\$ 562,364	\$ 412,642		\$ 200,000		a
439	Computer Software - Instructional	\$ 200,994	\$ 1,050,428		\$ 125,000		b
440	Computer Hardware - Lease	\$ 776,000	\$ 773,165		\$ 773,165		c
441	Equipment & Software - Read 180 Program - LH	\$ 24,923	\$ -				
442							
443	<i>Total Non-Personnel:</i>	\$ 1,615,199	\$ 2,286,235		\$ 1,148,165		
444	<b>Notes:</b>						
445	a: The typical budget is \$200,000 for computer hardware. In FY 2015-16 there was a budget transfer made to this account						
446	at year-end which rolled over to 2016-17. Computers are needed for on-line MCAS Testing that is required by FY 2019.						
447	b: The original budget for 2016-17 was 125,000. The City increased the budget to cover increase for expenses carried over from the previous year.						
448	c: This is the last year to pay \$773,165 on the Apple Hardware Lease.						
449	<b>TOTAL:</b>	<b>\$ 1,615,199</b>	<b>\$ 2,286,235</b>		<b>\$ 1,148,165</b>		

**Lowell Public Schools**  
**Final FY2018 Budget**  
**May 17, 2017**

	A	R	S	T	U	W	X
1		2015-16 Actual	2016-17 Expected	FY17 FTE	2017-18 Budget	FY18 FTE	Notes
450	<b>2700/2800: Guidance Counselors, Social Workers &amp; Psychologists</b>						
451	<b>Personnel</b>						
452							
453	Guidance Counselors	\$ 1,872,297	\$ 1,966,762	23	\$ 1,966,199	23	
454	Caseworker for the BRIDGE	\$ -	\$ 53,603	1	\$ 53,603	1	
455	Clerk Schedulers - LHS	\$ 218,817	\$ 212,423	5	\$ 212,423	5	
456	Social Workers	\$ 1,011,581	\$ 942,808	11	\$ 1,033,055	12	a
457	Psychologists	\$ 1,095,973	\$ 1,220,534	13	\$ 1,228,685	13	
458							
459	<i>Total Personnel:</i>	\$ 4,198,668	\$ 4,396,130	53	\$ 4,493,965	54	
460	<b>Notes:</b>						
461	a: A Crisis Coordinator was replaced by a Social Worker at Lowell High School.						
462							
463							
464	<b>Non-Personnel</b>						
465	Guidance Supplies - LHS	\$ 10,320	\$ 8,000		\$ 8,000		
466							
467	<i>Total Non-Personnel:</i>	\$ 10,320	\$ 8,000		\$ 8,000		
468	<b>Notes:</b>						
469							
470	<b>TOTAL:</b>	\$ 4,208,988	\$ 4,404,130	53	\$ 4,501,965	54	

**Lowell Public Schools**  
**Final FY2018 Budget**  
**May 17, 2017**

	A	R	S	T	U	W	X
1		2015-16 Actual	2016-17 Expected	FY17 FTE	2017-18 Budget	FY18 FTE	Notes
3100:	<b>Family Resource Center &amp; Student</b>						
471	<b>Support Services</b>						
472	<b>Personnel</b>						
473							
474	Family Resource Center Coordinator	\$ 95,841	\$ 96,638	1	\$ 48,319	0.5	a
475	District Support Specialists	\$ 462,049	\$ 466,554	5	\$ 371,197	4	b
476	Early Childhood Specialists				\$ 20,000	1	c
477	Attendance Officer	\$ 69,222	\$ 70,348	1	\$ 70,348	1	
478	Attendance Monitors	\$ 55,849	\$ 65,898	2	\$ 65,898	2	
479							
480	<i>Total Personnel:</i>	\$ 682,961	\$ 699,438	9.0	\$ 575,762	8.5	
481	<b>Notes:</b>						
482	a: This position consists of (.5 FTE) Transportation Director and (.5 FTE) Family Resource Coordinator.						
483	b: One District Support Specialist - Early Learning Support is retiring June 30, 2017 and will be replaced at a lower salary (see note c).						
484	c: An Early Childhood Specialist salary will be split between local \$20,000 and grant funding \$35,000.						
485	<b>Non-Personnel</b>						
486							
487							
488	Contracted Services - Student Support Services	\$ 23,559	\$ 20,000		\$ 20,200		
489	Supplies - Student Support Services	\$ 17,275	\$ 15,000		\$ 15,000		
490							
491	<i>Total Non-Personnel:</i>	\$ 40,834	\$ 35,000		\$ 35,200		
492	<b>Notes:</b>						
493	<b>TOTAL:</b>	\$ 723,795	\$ 734,438		\$ 610,962	8.5	

**Lowell Public Schools**  
**Final FY2018 Budget**  
**May 17, 2017**

	A	R	S	T	U	W	X
		2015-16 Actual	2016-17 Expected	FY17 FTE	2017-18 Budget	FY18 FTE	Notes
1							
494							
495	<b>3300: Transportation</b>						
496	<b>Personnel</b>						
497							
498	Coordinator of Transportation	\$ -			\$ 48,319	0.5	a
499							
500	<i>Total Personnel:</i>	\$ -	\$ -		\$ 48,319		
501	<b>Notes:</b>						
502	a: This position consists of (.5 FTE) Transportation Director and (.5 FTE) Family Resource Coordinator.						
503							
504	<b>Non-Personnel</b>						
505							
506	Contracted Transportation - Regular Education	\$ 3,233,810	\$ 3,769,500		\$ 4,294,700		a
507	Charter School Offset		\$ (400,000)		\$ (400,000)		
508	Contracted Transportation - Special Education	\$ 4,508,687	\$ 4,450,160		\$ 5,083,050		b
510	Computer Software	\$ 4,870	\$ 5,000		\$ 5,000		
511	Contracted Services - Routing	\$ 200	\$ 4,000		\$ 4,000		
512	Supplies	\$ 3,957	\$ 8,000		\$ 8,000		
513							
514	<i>Total Non-Personnel:</i>	\$ 7,751,524	\$ 7,836,660		\$ 8,994,750		
515	<b>Notes:</b>						
516	a: The transportation will increase for FY 2017-18 due to the new bid that was opened in the Spring of 2017.						
517	b: Special Education transportation costs are increasing due to increases in the number of students being placed outside the District						
518	and the increase in special education enrollment.						
519							
520	<b>TOTAL:</b>	\$ 7,751,524	\$ 7,836,660		\$ 9,043,069		

**Lowell Public Schools**  
**Final FY2018 Budget**  
**May 17, 2017**

	A	R	S	T	U	W	X
1		2015-16 Actual	2016-17 Expected	FY17 FTE	2017-18 Budget	FY18 FTE	Notes
521	<b>3500: Athletics &amp; Student Activities</b>						
522	<b>Personnel</b>						
523							
524							
525	Administrator of Athletics	\$ 55,817	\$ 56,315	0.5	\$ 56,315	0.5	a
527	Coaches - Interscholastic	\$ 426,941	\$ 455,522	0	\$ 455,522	0	
528	Coaches - Intramural	\$ 50,588	\$ 65,570	0	\$ 66,000	0	
529	Student Activities Advisor - LHS	\$ 77,539	\$ 76,730	1	\$ 76,730	1	
530	Stipends - Student Activities - LHS	\$ 133,576	\$ 144,951	0	\$ 144,951	0	
531	<i>Total Personnel:</i>						
532	<b>Notes:</b>	\$ 744,461	\$ 799,088	1.5	\$ 799,518	1.5	
533	a: Current position is (.5 FTE) Athletic Director and (.5 FTE) Physical Education Chair.						
534							
535	<b>Non-Personnel</b>						
536							
537	Contracted Services - Athletics	\$ 33,453	\$ 31,826		\$ 31,826		
538	Contracted Transportation - Athletics	\$ 110,000	\$ 130,000		\$ 130,000		
539	Contracted Athletic Trainer Services	\$ 83,500	\$ 83,500		\$ 83,500		
540	Supplies - Athletics	\$ 120,044	\$ 172,840		\$ 172,840		
541	Supplies - Student Activities	\$ 30,143	\$ 34,000		\$ 34,000		
542	Student Activities	\$ 97,536	\$ 154,000		\$ 155,000		a
543							
544	<i>Total Non-Personnel:</i>	\$ 474,676	\$ 606,166		\$ 607,166		
545	<b>Notes:</b>						
546	a: The District increased the budget in 2016-17 to support field trips and after school activities so all students would have						
547	equitable opportunities.						
548							
549	<b>TOTAL:</b>	\$ 1,219,137	\$ 1,405,254		\$ 1,406,684	1.5	



**Lowell Public Schools**  
**Final FY2018 Budget**  
**May 17, 2017**

	A	R	S	T	U	W	X
1		2015-16 Actual	2016-17 Expected	FY17 FTE	2017-18 Budget	FY18 FTE	Notes
550	<b>4000: Custodial &amp; Security Services</b>						
551	<b>Personnel</b>						
552							
553	Facility Director	\$ 105,134	\$ 80,000	1	\$ 80,000	1	
554	Facility Director LHS	\$ -	\$ 1	0	\$ 1	0	
555	Supervisor of Custodians	\$ -	\$ 1	0	\$ 1	0	
556	Building Custodians	\$ 3,747,151	\$ 4,221,591	92	\$ 4,291,625	93	a
557	Overtime - Use of Buildings	\$ 79,002	\$ 70,000	0	\$ 70,000	0	
558	Use of School Facilities		\$ (70,000)	0	\$ (70,000)	0	b
559	Overtime - Man-Out	\$ 139,830	\$ 140,000	0	\$ 100,000	0	c
560	Overtime - Miscellaneous	\$ 96,262	\$ 99,780	0	\$ 75,000	0	c
561	H.V.A.C. Technician - LHS	\$ 56,776	\$ 54,592	1	\$ -	0	d
562	Energy Management System Monitor	\$ 51,379	\$ 13,551	0	\$ -	0	d
563	Plumbers	\$ 47,810	\$ 35,000	1	\$ -	0	d
564	Security Guards	\$ 403,870	\$ 423,769	10	\$ 427,993	10	
565	School Resource Officers	\$ 253,950	\$ 263,594	3	\$ -	0	e
566	Food Service Offset		\$ (661,112)		\$ (661,112)		f
567							
568	<i>Total Personnel:</i>	\$ 4,981,164	\$ 4,670,767	108	\$ 4,313,508	104	
569	<b>Notes:</b>						
570	a: One custodian will be added for the administrative building/Rogers STEM Academy.						
571	b: The School Facilities revolving account will pay for the building rental over-time costs.						
572	c: Custodial overtime will be reduced throughout the District.						
573	d: Positions eliminated from the budget as maintenance is covered by the City as a part of the Maintenance of Effort Agreement.						
574	e: School Resource Positions are being proposed to be paid through the Maintenance of Effort Agreement with the City of Lowell.						
575	f: The Food Service Revolving Account is paying for a portion of the Custodian salaries that are attributed to cleaning the						
576	kitchens and dining rooms throughout the District.						

**Lowell Public Schools**  
**Final FY2018 Budget**  
**May 17, 2017**

	A	R	S	T	U	W	X
1		2015-16 Actual	2016-17 Expected	FY17 FTE	2017-18 Budget	FY18 FTE	Notes
577	<b>4000: Custodial &amp; Security Services</b>						
578	<b>Non-Personnel</b>						
579							
580	Utility - Water / Sewer	\$ 150,055	\$ 155,000		\$ 155,000		
581	Utility - Telephone	\$ 192,154	\$ 50,000		\$ 50,000		
582	Preservatives (Floors)	\$ 48,513	\$ 60,000		\$ 60,000		
583	Supplies	\$ 303,098	\$ 260,000		\$ 260,000		
584	Swimming Pool Maintenance & Supplies	\$ 15,377	\$ 20,000		\$ 20,000		
585	Building Repair & Maintenance	\$ 246,153	\$ 227,848		\$ 227,000		
586	Contracted Services	\$ 277,103	\$ 300,000		\$ 300,000		
587	Food Service Offset		\$ (196,511)		\$ (196,511)		a
588	Use of Facilities Offset		\$ (50,000)		\$ (115,000)		
589							
590	<i>Total Non-Personnel:</i>	\$ 1,232,453	\$ 826,337		\$ 760,489		
591	<b>Notes:</b>						
592	a: The Food Service Revolving Account is paying for the portion of utilities being charged for electricity, heating, water and sewer and supplies.						
593							
594							
595							
596	<b>TOTAL:</b>	<b>\$ 6,213,617</b>	<b>\$ 5,497,104</b>		<b>\$ 5,073,997</b>		

**Lowell Public Schools**  
**Final FY2018 Budget**  
**May 17, 2017**

	A	R	S	T	U	W	X
1		2015-16 Actual	2016-17 Expected	FY17 FTE	2017-18 Budget	FY18 FTE	Notes
597							
598	<b>5100/5200: Employee Benefits &amp; Retirement</b>						
599	<b>Personnel</b>						
600							
601	Health Insurance Premiums	\$ 15,479,551	\$ 15,065,983		\$ 16,586,212		a
602	Student Accident Insurance	\$ 24,997	\$ 25,784		\$ 26,872		
603	Longevity	\$ 41,087	\$ 50,000		\$ 40,000		
604	Pre-Employment Physicals	\$ 26,721	\$ 30,000		\$ 30,000		
605	Retirement Sick Leave Buyback	\$ 1,217,549	\$ 1,200,000		\$ 1,200,000		
606							
607	<b>Total Personnel:</b>	<b>\$ 16,789,905</b>	<b>\$ 16,371,767</b>		<b>\$ 17,883,084</b>		
608	<b>Notes:</b>						
609	a: Insurance costs are increasing by 4.8% and new staff will add to costs of insurance.						
610			\$ 17,241,215		\$ 18,083,714		a
611	Grant & Revolving Funded Positions		\$ (1,450,000)		\$ (1,250,000)		
612	FTE Additional (Subtractions)		\$ (47,730)		\$ 430,000		a
613	Food Service Revolving Fund - Café Health Insurance		\$ (458,161)		\$ (458,161)		
614	Food Service Revolving Fund - Custodial Health Insurance		\$ (115,204)		\$ (115,204)		
615	Food Service Revolving Fund - Para Health Insurance		\$ (104,137)		\$ (104,137)		
616	Total		\$ 15,065,983		\$ 16,586,212		

**Lowell Public Schools**  
**Final FY2018 Budget**  
**May 17, 2017**

	A	R	S	T	U	W	X
		2015-16 Actual	2016-17 Expected	FY17 FTE	2017-18 Budget	FY18 FTE	Notes
1							
617							
618	<b>5300: Rentals</b>						
619	<b>Non-Personnel</b>						
620							
621	Staff Parking	\$ 100,000	\$ -		\$ -		
622	Central Administration Office Lease	\$ 375,809	\$ 423,764		\$ 414,843		
623	SPED Leasing of space				\$ 152,000		a
624	Food Service Offset		\$ (11,829)		\$ (11,829)		
625							
626	<i>Total Non-Personnel:</i>	\$ 475,809	\$ 411,935		\$ 555,014		
627	<b>Notes:</b>						
628	a: The District is budgeting \$152,000 to lease space for a new CSA Day School.						
629							
630	<b>TOTAL:</b>	<b>\$ 475,809</b>	<b>\$ 411,935</b>		<b>\$ 555,014</b>		

**Lowell Public Schools**  
**Final FY2018 Budget**  
**May 17, 2017**

	A	R	S	T	U	W	X
1		2015-16 Actual	2016-17 Expected	FY17 FTE	2017-18 Budget	FY18 FTE	Notes
631	<b>7000: Capital Outlay</b>						
632	<b>Non-Personnel</b>						
633							
634	Capital Improvements	\$ 82,629	\$ 100,000		\$ 100,000		
635	Equipment Replacement	\$ 111,282	\$ 125,000		\$ 125,000		
636	Use of School Facilities Offset		\$ (100,000)		\$ (100,000)		
637							
638	<i>Total Non-Personnel:</i>	\$ 193,911	\$ 125,000		\$ 125,000		
639	<i>Notes:</i>						
640							
641							
642	<b>TOTAL:</b>	<b>\$ 193,911</b>	<b>\$ 125,000</b>		<b>\$ 125,000</b>		

Lowell Public Schools  
Final FY2018 Budget  
May 17, 2017

	A	R	S	T	U	W	X
1		2015-16 Actual	2016-17 Expected	FY17 FTE	2017-18 Budget	FY18 FTE	Notes
643	<b>9000: Suspense Account</b>						
644	<b>Non-Personnel</b>						
645							
646	School Committee Suspense				\$ 1,000,377		
647							
648	<i>Total Non-Personnel:</i>				\$ 1,000,377		
649	<i>Notes:</i>						
650							
651	<b>TOTAL:</b>				<b>\$ 1,000,377</b>		

**Lowell Public Schools**  
**Final FY2018 Budget**  
**May 17, 2017**

	A	R	S	T	U	W	X
1		2015-16 Actual	2016-17 Expected	FY17 FTE	2017-18 Budget	FY18 FTE	Notes
652							
686	<b>EXHIBIT I</b>						
687	Pre-K Teachers	\$ 1,493,940	\$ 1,698,438	21	\$ 1,701,507	21	
688	Elementary Classroom Teachers	\$ 18,607,412	\$ 19,785,880	267	\$ 19,707,005	265	
689	English Language Learner Teachers	\$ 3,493,330	\$ 4,166,433	60	\$ 4,224,860	58	
690	Middle School Teachers	\$ 5,670,769	\$ 6,328,671	85	\$ 6,627,990	90	
691	Mathematics Teachers	\$ 6,019,833	\$ 5,893,047	82	\$ 5,898,035	82	
692	Science Teachers	\$ 3,638,645	\$ 3,876,896	51	\$ 3,746,267	50	
693	Social Studies Teachers	\$ 3,168,935	\$ 3,341,855	44	\$ 3,297,742	44	
694	English Teachers	\$ 6,075,239	\$ 6,069,066	83	\$ 6,153,830	83	
695	Foreign Language Teachers	\$ 1,333,264	\$ 1,342,819	17	\$ 1,327,353	17	
696	Business Education Teachers	\$ 290,705	\$ 379,637	5	\$ 387,141	5	
697	In-House Suspension Teachers	\$ 121,656	\$ 129,408	2	\$ 142,358	2	
698	Native Language Support Teachers	\$ 77,319	\$ 80,514	1	\$ 82,419	1	
699	Art Teachers	\$ 2,224,405	\$ 2,250,784	30.0	\$ 2,321,480	31.5	
700	Music Teachers	\$ 2,274,100	\$ 2,381,951	31.5	\$ 2,305,141	32	
701	Dance Teachers	\$ 117,137	\$ 125,695	2.0	\$ 132,582	2	
702	Drama Teachers	\$ 78,980	\$ 80,514	1.0	\$ 80,514	1	
703	Physical Education / Health Teachers	\$ 3,481,351	\$ 3,599,618	47.0	\$ 3,613,326	47	
704	Technology Education Teachers	\$ 123,607	\$ 211,378	3.0	\$ 215,087	3	
705	Special Education Teachers	\$ 13,100,842	\$ 13,485,450	186	\$ 13,972,727	197	
706	Hearing Impaired Teachers	\$ 128,079	\$ 170,004	2	\$ 171,896	2	
707	Vision Impaired Teachers	\$ 48,172	\$ 64,704	1	\$ 67,655	1	
708	Jr. Air Force R.O.T.C. Instructors - LHS	\$ 233,942	\$ 239,922	4	\$ 210,557	4	
709	Culinary Arts Instructors - LHS	\$ 218,784	\$ 164,351	3	\$ 174,664	3	
710	Social Skills Teachers	\$ 85,439	\$ 153,994	2	\$ 122,747	2	
711	Adult Education Teachers	\$ 388,391	\$ 401,072	5	\$ 370,712	5	
712	Video Production Teacher - LHS	\$ 71,307	\$ 72,525	1	\$ 72,525	1	
713			76,494,626	1036.5	77,128,120	1049.5	
714					Total	13	
715	Reconciliation of Teachers	Reason					
716	Middle School Teachers	Enrollment				4	a
717	Physical Education Teacher	Enrollment				1	a
718	Math Resource Teachers	Equity				4	b
719	Special Education Teachers	Day School and 4 additional classrooms				12	c
720	Robinson Middle School	Equity				-3	d
721	Sullivan Middle School	Equity				-1	e
722	McAvinnue Elementary	Equity				-2	f
723	Lowell High School	Retirement				-1	g
724	Morey Elementary School	Equity				1	h
725	In 2016-17 actual is one less than budgeted	Teacher counted twice in 2016-17				-1	
726	In 2017-18 Murkland opted to use 2 Tutors instead of an ELL Teacher					-1	
727					Total	13	

**Lowell Public Schools**  
**Final FY2018 Budget**  
**May 17, 2017**

	A	R	S	T	U	W	X
		2015-16 Actual	2016-17 Expected	FY17 FTE	2017-18 Budget	FY18 FTE	Notes
1							
728	Increase in budget				\$ 633,494		
729							
730	a: (4) FTE Middle School Teachers and (1) Physical Education Teacher were added due to enrollment at the Rogers STEM Academy.						
731	b: (4) FTE were added to provide full-time Math Resource Teachers at each four strand K-4 and Middle Schools.						
732	c: (8) Special Education Teachers will be added for the new CSA Day School and (4) Special Education Teachers will be hired						
733	for four new CSA sub-separate classrooms.						
734	d: Robinson Middle School will lose (3) teachers due to having an excess compared to other schools within the District.						
735	e: Sullivan Middle School will lose (1) teacher due to having an excess compared to other schools within the District.						
736	f: McAvinnue Elementary had (1) additional Special Education Teacher and (1) additional ELL Teacher relatively more than other schools within						
737	the District.						
738	g: The Lowell High School has a Special Education Teacher retiring and has adequate staffing without replacing this teacher.						
739	h: The Morey Elementary School had one less ELL Teacher relative to the ELL enrollment at the Morey in comparison to other schools						
740	within the District.						



Lowell Public Schools  
FY 2018 Staff Salary Book

Positons Listed by  
Budget Book Location

Account #	FTE	Last Name	First Name	Position	School	2017-18 Salary
1100-512918	1	DESCOTEAUX	ANDRE	School Committee Member	Lowell School Committee	9,000
1100-512918	1	DOHERTY	JACQUELINE	School Committee Member	Lowell School Committee	9,000
1100-512918	1	GENDRON	STEPHEN	School Committee Member	Lowell School Committee	9,000
1100-512918	1	GIGNAC	ROBERT	School Committee Member	Lowell School Committee	9,000
1100-512918	1	HOEY	ROBERT	School Committee Member	Lowell School Committee	9,000
1100-512918	1	MARTIN	CONSTANCE	School Committee Member	Lowell School Committee	9,000
	6					54,000

Lowell Public Schools  
FY 2018 Staff Salary Book

Positons Listed by  
Budget Book Location

Account #	FTE	Last Name	First Name	Position	School	2017-18 Salary
1200-512204	1	KHELFAOUI	SALAH	Superintendent of Schools	Superintendent's Office	194,366
1200-512205	1	DURKIN	JEANNINE	Deputy Superintendent	Student Support Services	152,500
1200-512800	1	DESMOND	ROBIN	Assistant Superintendent	Curriculum Office	150,000
1200-512901	1	FRISCH	GARY	Assistant Superintendent	Business Office	150,000

Lowell Public Schools  
FY 2018 Staff Salary Book

Positons Listed by  
Budget Book Location

<b>Account #</b>	<b>FTE</b>	<b>Last Name</b>	<b>First Name</b>	<b>Position</b>	<b>School</b>	<b>2017-18 Salary</b>
1200-512971	1	SHEEHY	ANNE	Director of Human Resources	Human Resources	95,476
1400-512206	1	CASSIDY	JAMES	Assistant Business Manager	Business Office	95,476
1400-512902	1	MCLEOD	ROBERT	Internal Auditor	Business Office	29,968

Lowell Public Schools  
FY 2018 Staff Salary Book

Positons Listed by  
Budget Book Location

Account #	FTE	Last Name	First Name	Position	School	2017-18 Salary
1400-512922	0.25	DILLION	MICHAEL	Mail Courier	Central Administration	16,000
1400-512922	0.25	HOEY	WILLIAM	Mail Courier	Central Administration	16,000
	0.5					32,000

Lowell Public Schools  
FY 2018 Staff Salary Book

Positions Listed by  
Budget Book Location

Account #	Pay FTE	Last Name	First Name	Position	School	2017-18
1400-512902	1	BATOR	MARY	Secretarial/Clerical	Business Office	53,739
1400-512902	1	BREKALIS	KAREN	Secretarial/Clerical	Business Office	44,718
1400-512902	1	COUILLIARD	THERESA	Secretarial/Clerical	Business Office	46,297
1400-512902	1	MANNING	MEGAN	Secretarial/Clerical	Business Office	45,821
1400-512902	1	MCLAUGHLIN	ELIZABETH	Secretarial/Clerical	Business Office	46,741
1400-512902	1	RYAN	KELLY	Secretarial/Clerical	Business Office	46,297
1400-512902	1	SMITH	SHARON	Secretarial/Clerical	Business Office	47,463
1400-512902	1	SPLAINE	NANCY	Secretarial/Clerical	Business Office	46,297
1400-512902	1	COTE	NANCY	Secretarial/Clerical	Curriculum Office	53,739
1400-512902	1	ROSARIO	MARTA	Secretarial/Clerical	Curriculum Office	46,297
1400-512902	1	DOLAN	DOROTHY	Secretarial/Clerical	Family Resource Center	45,821
1400-512902	1	MACQUARRIE	PAMELA	Secretarial/Clerical	Family Resource Center	45,854
1400-512902	1	ROS	PROHASVADDEY	Secretarial/Clerical	Family Resource Center	46,741
1400-512902	1	SANCHEZ	ELSA	Secretarial/Clerical	Family Resource Center	46,297
1400-512902	1	JARVIS	DEBRA	Secretarial/Clerical	Personnel Office	54,182
1400-512902	1	SHEEHAN	MARY	Secretarial/Clerical	Student Support Services	54,905
1400-512902	1	PALAZZO	MINERVA	Secretarial/Clerical	Superintendent's Office	60,823
	17					832,033

Lowell Public Schools  
FY 2018 Staff Salary Book

Positions Listed by  
Budget Book Location

Account #	Pay FTE	Last Name	First Name	Position	School	2017-18
1400-512902	1	DAIGLE	RENEE	Secretarial/Clerical	Special Education Office	45,854
1400-512902	1	GOODIN	CAROL	Secretarial/Clerical	Special Education Office	44,717
1400-512902	1	KIM	SARIN	Secretarial/Clerical	Special Education Office	46,741
1400-512902	1	MARTINEZ	MARIA	Secretarial/Clerical	Special Education Office	46,741
1400-512902	1	MORAN	LYNN	Secretarial/Clerical	Special Education Office	46,297
1400-512902	1	OBRIEN	CHERYL	Secretarial/Clerical	Special Education Office	53,739
1400-512902	1	RUIZ	VIRGINIA	Secretarial/Clerical	Special Education Office	46,926
	7					331,015

Lowell Public Schools  
FY 2018 Staff Salary Book

Positons Listed by  
Budget Book Location

Account #	FTE	Last Name	First Name	Position	School	2017-18 Salary
1400-512919	0.5	HALL	JAMES	Counsel for Collective Bargaining	Superintendent's Office	50,000
1400-512143	0.5	MOSHER-CANTY	JANE	Staff Counsel for Student Support	Superintendent's Office	52,319
1400-512143	0.5	ORTIZ	MICHAEL	Staff Counsel for Student Support	Superintendent's Office	52,319
	1					104,638

Lowell Public Schools  
FY 2018 Staff Salary Book

Positons Listed by  
Budget Book Location

Account #	FTE	Last Name	First Name	Position	School	2017-18 Salary
2450-512120	1	NELSON	KENNETH	Manager of ICTS	Central Administration	90,000
1400-512921	1	WEDEL	PAUL	Enterprise Systems Engineer	Central Administration	85,000
1400-512140	1	CASSELLA	LAURA	Student Data Admin	Accountability Office	77,848
2450-512917	1	FITZEMEYER	JAMES	Network Manager	Central Administration	77,848
1400-512921	1	PEREIRA	ANTONIO	Assistant Network Manager	Central Administration	67,469
2450-512917	1	OO	THAN	Media Tech Support	Central Administration	62,277
2450-512917	1	TRICOCHÉ	CHRIS	Media Tech Support	Central Administration	62,277
2450-512917	1	NEHME	DAVID	Media Tech Support	Central Administration	62,277
	3					186,831
2450-512917	1	OVERTON	JOHN	District Webmaster	Central Administration	67,469
1400-512970	1	LEW	MARK	Scheduler: LHS	Lowell High School	78,626
1400-512917	1	GOYETTE	GERALD	Computer Repair LHS	Lowell High School	62,176
1400-512917	0.5	OLSEN	NORMAN	Computer Repair LHS	Lowell High School	27,043
	1.5					89,219
1400-520703	1	SALMON	HANI	Help Desk Coordinator	Central Administration	55,000



Lowell Public Schools  
FY 2017 Staff Salary Book

Positions Listed by  
Budget Book Location

<b>Account #</b>	<b>FTE</b>	<b>Last Name</b>	<b>First Name</b>	<b>Position</b>	<b>Department</b>	<b>School</b>	<b>2017-18</b>
2100-512109	1	KEEFE	SUZANNE	Academic Chair	English	Lowell High School	109,294
2100-512109	1	CLARK	SHARON	Academic Chair	Fine Arts	Lowell High School	114,441
2100-512109	1	ESTRELLA	TRACY	Academic Chair	Math	Lowell High School	102,766
2100-512109	0.5	DEPROFIO	JAMES	Academic Chair	Physical Ed	Lowell High School	56,315
2100-512109	1	MORNEAU	ROGER	Academic Chair	Science	Lowell High School	109,294
2100-512109	1	DELOSSA	ROBERT	Academic Chair	Social Studies	Lowell High School	106,367
2100-512109	1	VACANT	VACANT	Academic Chair	Special Ed	Lowell High School	102,766
2100-512109	1	GERVAIS	STEPHEN	Academic Chair	World Languages	Lowell High School	107,478

Lowell Public Schools  
FY 2018 Staff Salary Book

Positons Listed by  
Budget Book Location

Account #	FTE	Last Name	First Name	Position	School	2017-18 Salary
2100-512133	1	MCCRISTAL	JENNIFER	Director of Special Ed	Special Education Office	123,504
2100-512110	1	GWIAZDA	JEFFREY	Coord.-K-12 Math	Curriculum Office	103,922
2100-512124	1	MCLEOD	AMY	Director of Curriculum LHS	Lowell High School	110,523
2100-512119	1	NEWELL	MELISSA	Coord.-ELA	Curriculum Office	99,209
2100-512112	1	ROBINSON	DAVID	Coord.-Student Services	Lowell High School	115,903
2100-512146	1	COHN	MARTHA	Coord.-Science & Soc Studies	Curriculum Office	106,144
2100-512914	1	HOWE	ROXANE	Discipline/Operation Specialist	Lowell High School	99,329
2100-512110	1	SCHLICHTMAN	PAUL	Coord.-Research and Testing	Accountability Office	107,947

Lowell Public Schools  
FY 2018 Staff Salary Book

Positons Listed by  
Budget Book Location

Account #	FTE	Last Name	First Name	Position	School	2017-18 Salary
2200-512106	1	VACANT	VACANT	Head of School	Lowell High School	145,621
2200-512108	1	HALEY	DEIDRE	House Dean	Lowell High School	107,603
2200-512108	1	OKEEFE	TIMOTHY	House Dean	Lowell High School	109,047
2200-512108	1	SLATTERY	DAVID	House Dean	Lowell High School	106,850
2200-512108	1	VEJAR-BORISON	MARIA	House Dean	Lowell High School	116,168
	4					439,668
2200-512968	1	LANG	JILL	Director Freshman Academy	Lowell High School	107,936
2200-512112	1	HARVEY	MICHELLE	Freshman Support Specialist	Lowell High School	94,013

Lowell Public Schools  
FY 2018 Staff Salary Book

Positons Listed by  
Budget Book Location

Account #	FTE	Last Name	First Name	Position	School	2017-18 Salary
2200-512101	1	CARABATSOS	SEAN	Principal	Reilly Elementary School	117,764
2200-512101	1	VACANT	VACANT	Principal	Stoklosa Middle School	109,000
2200-512101	1	CARMONA	RUBEN	Principal	Lincoln Elementary School	121,533
2200-512101	1	CLEMENTS	KIMBERLEY	Principal	Bailey Elementary School	121,810
2200-512101	1	CROCKER-ROBERGE	WENDY	Principal	Pyne Arts Magnet School	122,602
2200-512101	1	CUNNINGHAM	CHERYL	Principal	Washington Elementary School	122,619
2200-512101	1	MCOSKER	FRED	Principal	Morey Elementary School	114,403
2200-512101	1	ANDRIOLO	KEVIN	Principal	Murkland Elementary School	107,411
2200-512101	1	NEARY	JAMES	Principal	Greenhalge Elementary School	107,411
2200-512101	1	HOLTZ	PETER	Principal	Bartlett Community Partnership	121,497
2200-512101	1	KEEFE	ROBERTA	Principal	Moody Elementary School	121,174
2200-512101	1	KING	THAD	Principal	Robinson Middle School	114,414
2200-512101	1	MCCREVAN	JASON	Principal	Rogers STEM Academy	126,675
2200-512101	1	MCLEAN	MATHEW	Principal	Pawtucketville Memorial Element	119,457
2200-512101	1	MULLIGAN	SUSAN	Principal	Shaughnessy Elementary School	122,081
2200-512101	1	MURPHY	NAN	Principal	McAuliffe Elementary School	122,239
2200-512101	1	SKINNER	WILLIAM	Principal	Daley Middle School	131,067
2200-512101	1	SOARES-PENA	TERESA	Principal	Butler Middle School	117,100
2200-512101	1	STAHL	MATTHEW	Principal	Wang Middle School	134,983
2200-512101	1	DUCHARME	MICHAEL	Principal	McAvinnue Elementary School	110,633
2200-512101	1	VACANT	VACANT	Principal	Sullivan Middle School	109,000
21						2,494,872

Lowell Public Schools  
FY 2018 Staff Salary Book

Positons Listed by  
Budget Book Location

Account #	FTE	Last Name	First Name	Position	School	2017-18 Salary
2200-512102	1	HAINES	JEFFREY	Assistant Principal	Bailey Elementary School	99,193
2200-512102	1	MANCINI	DINA	Assistant Principal	Bartlett Community Partnership	102,391
2200-512102	1	VACANT	VACANT	Assistant Principal	Butler Middle School	113,625
2200-512102	1	DOYLE	ROBERT	Assistant Principal	Daley Middle School	110,158
2200-512102	1	RONAN	MAGALY	Assistant Principal	Greenhalge Elementary School	106,491
2200-512102	1	DORSEY	KAYLA	Assistant Principal	Lincoln Elementary School	102,498
2200-512102	1	ANDERSON	DAVID	Assistant Principal	McAuliffe Elementary School	99,193
2200-512102	1	DOMINA	MICHAEL	Assistant Principal	McAvinnue Elementary School	105,505
2200-512102	1	VACANT	VACANT	Assistant Principal	Morey Elementary School	100,000
2200-512102	1	VACANT	VACANT	Assistant Principal	Murkland Elementary School	100,000
2200-512102	1	BRANCO	MEGHAN	Assistant Principal	Pawtucketville Memorial Element	108,512
2200-512102	1	LANG	LORI	Assistant Principal	Pyne Arts Magnet School	104,629
2200-512102	1	WOODS	KATHLEEN	Assistant Principal	Reilly Elementary School	106,958
2200-512102	1	HOOMIS	SARA	Assistant Principal	Robinson Middle School	108,703
2200-512102	1	MCLAUGHLIN	KATHLEEN	Assistant Principal	Rogers STEM Academy	115,057
2200-512102	1	WARD-NAULT	MAUREEN	Assistant Principal	Shaughnessy Elementary School	108,854
2200-512102	1	VACANT	VACANT	Assistant Principal	Stoklosa Middle School	105,381
2200-512102	1	BANKS	MICHAEL	Assistant Principal	Sullivan Middle School	112,050
2200-512102	1	PASSERI	GREGORY	Assistant Principal	Wang Middle School	105,699
	19					2,014,896

Lowell Public Schools  
FY 2018 Staff Salary Book

Positons Listed by  
Budget Book Location

Account #	FTE	Last Name	First Name	Position	School	2017-18 Salary
2000-512110	1	O'LOUGHLIN	MEGAN	Alternative School Coordinator	Career Academy	99,883
2200-512110	1	VACANT	VACANT	Alternative School Coordinator	Cardinal O'Connell Alternative Sch	99,883
2200-512110	1	OXFORD	ERIC	Alternative School Coordinator	Laura Lee Therapeutic Day School	102,811
2800-512135	1	GEDDES	KALI	Assistant Director	BRIDGE	75,641
2200-512110	1	VACANT	VACANT	Alternative School Coordinator	CSA Day School	90,637
2100-512110	1	SPIEGEL	ELLEN	Director of the BRIDGE School	BRIDGE	90,637

Lowell Public Schools  
FY 2018 Staff Salary Book

Positions Listed by  
Budget Book Location

Account #	Pay FTE	Last Name	First Name	Position	School	2017-18
2200-512902	1	MCLAUGHLIN	ALICE	Secretarial/Clerical	Bailey Elementary School	43,016
2200-512902	1	JOSLYN	KAREN	Secretarial/Clerical	Bartlett Community Partnership	41,402
2200-512902	1	FISETTE	NANCY	Secretarial/Clerical	BRIDGE	57,560
2200-512902	1	MCCLUSKEY	NANCY	Secretarial/Clerical	Butler Middle School	38,807
2200-512902	1	PELTON	DONNA	Secretarial/Clerical	Cardinal O'Connell - McHugh Alter	41,847
2200-512902	1	VACANT	VACANT	Secretarial/Clerical	CSA DAY SCHOOL	40,000
2200-512902	1	GEOFFROY	JUDITH	Secretarial/Clerical	Daley Middle School	42,291
2200-512902	1	ST LAURENT	DONNA	Secretarial/Clerical	Greenhalge Elementary School	43,016
2200-512902	1	MCGLAUFLIN	TAMMY	Secretarial/Clerical	Laura Lee Therapeutic Day School	40,106
2200-512902	1	ZYLA	WEDNESDAY	Secretarial/Clerical	Leblanc Therapeutic Day School	41,847
2200-512902	1	STURTEVANT	SHEILA	Secretarial/Clerical	LHS Career Academy	41,402
2200-512902	1	VACANT	VACANT	Secretarial/Clerical	Lincoln Elementary School	41,402
2200-512902	1	BOUCHER	MARY LOU	Secretarial/Clerical	Lowell High School	46,305
2200-512902	1	DEANGELIS	BRENDA	Secretarial/Clerical	Lowell High School	42,291
2200-512902	1	DOLAN	JACQUELINE	Secretarial/Clerical	Lowell High School	41,847
2200-512902	1	FRANCISCO	SUSAN	Secretarial/Clerical	Lowell High School	54,198
2200-512902	1	MARAIS	JOAN	Secretarial/Clerical	Lowell High School	46,740
2200-512902	1	MCANESPIE	LAURIE	Secretarial/Clerical	Lowell High School	41,402
2200-512902	1	NOONAN	PATRICIA	Secretarial/Clerical	Lowell High School	46,740
2200-512902	1	PROVENCHER	KATHLEEN	Secretarial/Clerical	Lowell High School	45,855
2200-512902	1	SHATTUCK	CHARLENE	Secretarial/Clerical	Lowell High School	46,304
2200-512902	1	SOUSA	SHEILA	Secretarial/Clerical	Lowell High School	42,291
2200-512902	1	TELLADO-PEREZ	MARIA	Secretarial/Clerical	Lowell High School	38,807
2200-512902	1	BANKS	CENCILLIA	Secretarial/Clerical	Lowell High School	41,847
2200-512902	1	THOMPSON	LINDA	Secretarial/Clerical	McAuliffe Elementary School	42,291
2200-512902	1	NUNEZ	NANCY	Secretarial/Clerical	McAvinnue Elementary School	41,847
2200-512902	1	PARASOLE	GENEVIEVE	Secretarial/Clerical	Moody Elementary School	42,291
2200-512902	1	CROWLEY	LISA	Secretarial/Clerical	Morey Elementary School	41,042
2200-512902	1	CARNEY	DEBORAH	Secretarial/Clerical	Murkland Elementary School	41,042
2200-512902	1	WOLFE	ANDREA	Secretarial/Clerical	Pawtucketville Memorial Element:	41,847
2200-512902	1	CRAWFORD	NANCY	Secretarial/Clerical	Pyne Arts Magnet School	42,291
2200-512902	1	COUILLIARD	CARLA	Secretarial/Clerical	Reilly Elementary School	41,402
2200-512902	1	SOUZA	MAUREEN	Secretarial/Clerical	Robinson Middle School	43,017
2200-512902	1	AMES	MEGAN	Secretarial/Clerical	Rogers STEM Academy	40,106
2200-512902	1	FARIA	LINA	Secretarial/Clerical	Shaughnessy Elementary School	41,847
2200-512902	1	SOUSA	DORIS	Secretarial/Clerical	Stoklosa Middle School	42,291
2200-512902	1	DECASTRO	ENID	Secretarial/Clerical	Sullivan Middle School	41,402
2200-512902	1	MARCANO OFARRILL	OMAYRA	Secretarial/Clerical	Wang Middle School	41,402

Lowell Public Schools  
FY 2018 Staff Salary Book

Positions Listed by  
Budget Book Location

2200-512902	1	NOLAN	CATHERINE	Secretarial/Clerical	Washington Elementary School	43,017
	39					1,674,457



Lowell Public Schools  
FY 2018 Staff Salary Book

Positons Listed by  
Budget Book Location

Account #	FTE	Last Name	First Name	Position	School	2017-18 Salary
2200-512207	1	CALLAHAN	MICHELLE	Bursar/Finance Specialist	Lowell High School	46,348

Lowell Public Schools  
FY 2018 Staff Salary Book

Positions Listed by  
School Location

Account #	FTE	Last Name	First Name	Position	School	2017-18 Salary
2300-512903	1	COTE	DONNA	Teacher-Preschool	Bailey	78,213
2300-512903	1	FABERY	MARIA	Teacher-Preschool	Bartlett	82,419
2300-512903	1	KING	KELLY	Teacher-Preschool	Bartlett	91,730
2300-512903	1	HART	ERIN	Teacher-Preschool	Greenhalge	80,514
2300-512903	1	MACHADO	JENNIFER	Teacher-Preschool	Greenhalge	78,622
2300-512903	1	DOLAN	TRICIA	Teacher-Preschool	Lincoln	76,730
2300-512903	1	FRASER	JESSICA	Teacher-Preschool	Lincoln	76,730
2300-512903	1	DOWLING	KATHLEEN	Teacher-Preschool	McAuliffe	76,730
2300-512903	1	GORDON	JULIE	Teacher-Preschool	McAuliffe	81,265
2300-512903	1	TYE-FLAGLER	PAULA	Teacher-Preschool	McAvinnue	87,628
2300-512903	1	ASPETTI	KARA	Teacher-Preschool	Moody	76,730
2300-512903	1	HISLOP	ANNE-MARIE	Teacher-Preschool	Moody	80,514
2300-512903	1	MCKELVIE	LYNN	Teacher-Preschool	Morey	81,265
2300-512903	1	VEIGA	CHRISTINE	Teacher-Preschool	Morey	74,417
2300-512903	1	BOWLEN	SARAH	Teacher-Preschool	Murkland	81,265
2300-512903	1	DEMATTEIS	JULIE	Teacher-Preschool	Murkland	76,730
2300-512903	1	LIM	SOVANNAVY	Teacher-Preschool	Pyne Arts	86,823
2300-512903	1	BYRNE	LESLEY	Teacher-Preschool	Rogers	90,631
2300-512903	1	MARTINEAU	KATHLEEN	Teacher-Preschool	Rogers	85,724
2300-512903	1	GREEN	SHANNON	Teacher-Preschool	Shaughnessy	80,514
2300-512903	1	FALLON	CATHERINE	Teacher-Preschool	Washington	76,308
	21					1,701,507

Lowell Public Schools  
FY 2018 Staff Salary Book

Positions Listed by  
School Location

Account #	FTE	Last Name	First Name	Position	School	2017-18 Salary
2300-512903	1	BERNARD	TIFFANY	Teacher-Elementary	BAILEY	81,341
2300-512903	1	COLE	TARA	Teacher-Elementary	BAILEY	79,373
2300-512903	1	DEARTH-GAUDET	MELISSA	Teacher-Elementary	BAILEY	76,730
2300-512903	1	DEVLIN	CATHY	Teacher-Elementary	BAILEY	78,622
2300-512903	1	DOUCETTE	GEORGIANA	Teacher-Elementary	BAILEY	80,514
2300-512903	1	EACRETT	HOPE	Teacher-Elementary	BAILEY	62,504
2300-512903	1	FIOCCA-STERN	MARIANNE	Teacher-Elementary	BAILEY	80,035
2300-512903	1	FORRESTER	ANTHONY	Teacher-Elementary	BAILEY	78,213
2300-512903	1	FURNESS	CHRISTINE	Teacher-Elementary	BAILEY	81,928
2300-512903	1	GARCIA	ABBIE	Teacher-Elementary	BAILEY	86,823
2300-512903	1	GELARDERES	DEBORAH	Teacher-Elementary	BAILEY	86,459
2300-512903	1	HACKETT	CARLENE	Teacher-Elementary	BAILEY	78,337
2300-512903	1	KEOHANE	BETHANY	Teacher-Elementary	BAILEY	84,931
2300-512903	1	LABRECQUE	EMILY	Teacher-Elementary	BAILEY	81,928
2300-512903	1	LARGENTON	THERESA	Teacher-Elementary	BAILEY	85,724
2300-512903	1	MORSE	BRIDGET	Teacher-Elementary	BAILEY	75,783
2300-512903	1	PEIRCE	KIM	Teacher-Elementary	BAILEY	80,514
2300-512903	1	RINDO	ANN MARIE	Teacher-Elementary	BAILEY	87,628
2300-512903	1	SMITH	NAOMI	Teacher-Elementary	BAILEY	65,456
2300-512903	1	WRIGHT	DANIELLE	Teacher-Elementary	BAILEY	76,730
2300-512903	1	BUTLER	KATHRYN	Teacher-Elementary	BARTLETT	68,009
2300-512903	1	DANEAU	VALERIE	Teacher-Elementary	BARTLETT	77,482
2300-512903	1	DOWNING	JO ANNE	Teacher-Elementary	BARTLETT	81,928
2300-512903	1	KHARFEN	RACHEL	Teacher-Elementary	BARTLETT	81,265
2300-512903	1	LOEUNG	SOVANN-THIDA	Teacher-Elementary	BARTLETT	82,419
2300-512903	1	MACLEAN	DIANE	Teacher-Elementary	BARTLETT	81,265
2300-512903	1	MURPHY	JANET	Teacher-Elementary	BARTLETT	87,628
2300-512903	1	NOEL	LISA	Teacher-Elementary	BARTLETT	78,622
2300-512903	1	ROSS	SARAH	Teacher-Elementary	BARTLETT	67,655
2300-512903	1	ZORBAS	MELISSA	Teacher-Elementary	BARTLETT	80,514
2300-512903	1	BARIBEAULT	DANIELLE	Teacher-Elementary	GREENHALGE	61,753
2300-512903	1	CAPPELLINI	SUSAN	Teacher-Elementary	GREENHALGE	76,308
2300-512903	1	CLARK	LINDSAY	Teacher-Elementary	GREENHALGE	62,604
2300-512903	1	CRONIN	CARRIE	Teacher-Elementary	GREENHALGE	76,730
2300-512903	1	DESCHENEUX	ELIZABETH	Teacher-Elementary	GREENHALGE	67,655
2300-512903	1	DILLON	KATIE	Teacher-Elementary	GREENHALGE	63,451
2300-512903	1	DOHERTY	KATIE	Teacher-Elementary	GREENHALGE	67,655

Lowell Public Schools  
FY 2018 Staff Salary Book

Positions Listed by  
School Location

Account #	FTE	Last Name	First Name	Position	School	2017-18 Salary
2300-512903	1	DONOVAN	HOLLY	Teacher-Elementary	GREENHALGE	71,344
2300-512903	1	DWIRE	PAULA	Teacher-Elementary	GREENHALGE	77,482
2300-512903	1	GRIER	ANDREA	Teacher-Elementary	GREENHALGE	61,753
2300-512903	1	HOGAN	BETH	Teacher-Elementary	GREENHALGE	76,730
2300-512903	1	HOWE	LINDSEY	Teacher-Elementary	GREENHALGE	57,551
2300-512903	1	MARTIN	AMANDA	Teacher-Elementary	GREENHALGE	75,783
2300-512903	1	O'DONNELL	LAUREN	Teacher-Elementary	GREENHALGE	67,655
2300-512903	1	SAVASTANO	EMILY	Teacher-Elementary	GREENHALGE	67,655
2300-512903	1	TERWILLIGER	TARYN	Teacher-Elementary	GREENHALGE	75,031
2300-512903	1	TROMBLY	LAUREN	Teacher-Elementary	GREENHALGE	76,730
2300-512903	1	TUDRYN	LINDA	Teacher-Elementary	GREENHALGE	80,035
2300-512903	1	VILLANO	PAIGE	Teacher-Elementary	GREENHALGE	64,704
2300-512903	1	BERGERON	JEANNE	Teacher-Elementary	LINCOLN	82,253
2300-512903	1	BOUCHER	NICOLE	Teacher-Elementary	LINCOLN	60,500
2300-512903	1	BREEN	CATHERINE	Teacher-Elementary	LINCOLN	83,169
2300-512903	1	CATANZANO	KATHERINE	Teacher-Elementary	LINCOLN	83,039
2300-512903	1	CHIN-CHAP	SOPHIA	Teacher-Elementary	LINCOLN	83,169
2300-512903	1	EBERIEL	MELISSA	Teacher-Elementary	LINCOLN	76,730
2300-512903	1	GILMAN	ALYSSA	Teacher-Elementary	LINCOLN	81,265
2300-512903	1	GOULD	JULIE	Teacher-Elementary	LINCOLN	79,373
2300-512903	1	KELLY	ERIN	Teacher-Elementary	LINCOLN	75,031
2300-512903	1	KRUG	MARGARET	Teacher-Elementary	LINCOLN	56,454
2300-512903	1	MELLO	DEVON	Teacher-Elementary	LINCOLN	54,351
2300-512903	1	PERRY	SHARON	Teacher-Elementary	LINCOLN	80,117
2300-512903	1	REGINA	ANDREA	Teacher-Elementary	LINCOLN	78,337
2300-512903	1	ROSADO	AMANDA	Teacher-Elementary	LINCOLN	80,514
2300-512903	1	ROYLOS	BETH	Teacher-Elementary	LINCOLN	80,514
2300-512903	1	RYAN	CLAIRE	Teacher-Elementary	LINCOLN	68,009
2300-512903	1	TRAINOR	MARCELLA	Teacher-Elementary	LINCOLN	61,753
2300-512903	1	WICKENS	REBECCA	Teacher-Elementary	LINCOLN	54,351
2300-512903	1	WILLIAMS	JEANANN	Teacher-Elementary	LINCOLN	70,825
2300-512903	1	DEGUGLIELMO	KATHERINE	Teacher-Kindergarten	LINCOLN	51,900
2300-512903	1	BEDARD	TARA	Teacher-Elementary	MCAULIFFE	81,265
2300-512903	1	BOWDEN	CARL	Teacher-Elementary	MCAULIFFE	72,525
2300-512903	1	BURGESS	BARBARA	Teacher-Elementary	MCAULIFFE	72,525
2300-512903	1	COLON LEBRON	VIVIEN	Teacher-Elementary	MCAULIFFE	81,928
2300-512903	1	DAVIS	LELA	Teacher-Elementary	MCAULIFFE	75,031

Lowell Public Schools  
FY 2018 Staff Salary Book

Positions Listed by  
School Location

Account #	FTE	Last Name	First Name	Position	School	2017-18 Salary
2300-512903	1	DEBASITIS	MARY ELLEN	Teacher-Elementary	MCAULIFFE	83,820
2300-512903	1	FEBO	MADELINE	Teacher-Elementary	MCAULIFFE	82,419
2300-512903	1	FERNANDEZ	JOSHUA	Teacher-Elementary	MCAULIFFE	75,031
2300-512903	1	FULTON	SHERRY	Teacher-Elementary	MCAULIFFE	84,323
2300-512903	1	GOBRON	LEIGHA	Teacher-Elementary	MCAULIFFE	72,525
2300-512903	1	JOHNSON	SARAH	Teacher-Elementary	MCAULIFFE	55,609
2300-512903	1	KELSEY	PATRICIA	Teacher-Elementary	MCAULIFFE	77,482
2300-512903	1	LAROCQUE	KATHLEEN	Teacher-Elementary	MCAULIFFE	81,928
2300-512903	1	LEVIN	AUDREY	Teacher-Elementary	MCAULIFFE	61,753
2300-512903	1	MARKEY	JESSICA	Teacher-Elementary	MCAULIFFE	76,730
2300-512903	1	MCGAFFIGAN	KERRIE	Teacher-Elementary	MCAULIFFE	78,622
2300-512903	1	MCHUGH	ELLEN	Teacher-Elementary	MCAULIFFE	76,308
2300-512903	1	SWEENEY	CHRISTINE	Teacher-Elementary	MCAULIFFE	79,373
2300-512903	1	UONG	SOPHEAR	Teacher-Elementary	MCAULIFFE	78,213
2300-512903	1	WADE	KRISTIN	Teacher-Elementary	MCAULIFFE	76,730
2300-512903	1	ABRAMS	ERIN	Teacher-Elementary	MCAVINNUE	79,373
2300-512903	1	BURGESS-MACINTOSH	KATE	Teacher-Elementary	MCAVINNUE	58,208
2300-512903	1	CHANDONNET-RYDER	KAITLIN	Teacher-Elementary	MCAVINNUE	81,539
2300-512903	1	COTTA	MICHAEL	Teacher-Elementary	MCAVINNUE	61,753
2300-512903	1	DEYLE	CHERYL	Teacher-Elementary	MCAVINNUE	84,323
2300-512903	1	EDIE	KIMBERLY	Teacher-Elementary	MCAVINNUE	51,405
2300-512903	1	FIGUEIREDO	KARA	Teacher-Elementary	MCAVINNUE	64,704
2300-512903	1	GERVAIS	MARIBEL	Teacher-Elementary	MCAVINNUE	85,724
2300-512903	1	GILLIS	JULIE	Teacher-Elementary	MCAVINNUE	51,405
2300-512903	1	LAWRENSON	GWENYTH	Teacher-Elementary	MCAVINNUE	75,783
2300-512903	1	LEWIS	CYNTHIA	Teacher-Elementary	MCAVINNUE	78,622
2300-512903	1	LUCKEN	STEPHANIE	Teacher-Elementary	MCAVINNUE	57,551
2300-512903	1	LYNCH	MARY	Teacher-Elementary	MCAVINNUE	81,928
2300-512903	1	MAKUMBI	JESSICA	Teacher-Elementary	MCAVINNUE	58,556
2300-512903	1	MARTINEAU	FELISHA	Teacher-Elementary	MCAVINNUE	67,655
2300-512903	1	PATTERSON	CHRISTINA	Teacher-Elementary	MCAVINNUE	78,622
2300-512903	1	SHERWOOD	JULIANNE	Teacher-Elementary	MCAVINNUE	75,031
2300-512903	1	THOMPSON	TARYN	Teacher-Elementary	MCAVINNUE	80,035
2300-512903	1	VACANT	VACANT	Teacher-Elementary	MCAVINNUE	50,000
2300-512903	1	WAGNER	MICHELLE	Teacher-Elementary	MCAVINNUE	67,138
2300-512903	1	CAFETEIRO	AMY	Teacher-Elementary	MOODY	64,704
2300-512903	1	DONOVAN	SARAH	Teacher-Elementary	MOODY	77,482

Lowell Public Schools  
FY 2018 Staff Salary Book

Positions Listed by  
School Location

Account #	FTE	Last Name	First Name	Position	School	2017-18 Salary
2300-512903	1	FLYNN	JANICE	Teacher-Elementary	MOODY	78,213
2300-512903	1	GALLAGHER	SHELAGH	Teacher-Elementary	MOODY	54,351
2300-512903	1	IBARGUEN	STEVEN	Teacher-Elementary	MOODY	81,265
2300-512903	1	KLOBUCHER	LISA	Teacher-Elementary	MOODY	76,730
2300-512903	1	MACHADO	ROSEMARY	Teacher-Elementary	MOODY	83,820
2300-512903	1	REYNOLDS	MARTHA	Teacher-Elementary	MOODY	78,213
2300-512903	1	SCANNELL	PRISCILLA	Teacher-Elementary	MOODY	65,456
2300-512903	1	DE SOUSA	FATIMA	Teacher-Elementary	MOODY	78,622
2300-512903	1	HOGAN	LISA	Teacher-Kindergarten Plus	MOODY	75,031
2300-512903	1	AMOS	MARY KATE	Teacher-Elementary	MOREY	76,730
2300-512903	1	ARMSTRONG	BETH	Teacher-Elementary	MOREY	86,823
2300-512903	1	CONANT	ANNE	Teacher-Elementary	MOREY	86,823
2300-512903	1	CROWLEY	LIZETTE	Teacher-Elementary	MOREY	86,823
2300-512903	1	FLAHERTY	KATHLEEN	Teacher-Elementary	MOREY	83,039
2300-512903	1	FLOOR	CASSANDRA	Teacher-Elementary	MOREY	70,825
2300-512903	1	GORDON	LOIS	Teacher-Elementary	MOREY	78,213
2300-512903	1	KELLY	LEANNE	Teacher-Elementary	MOREY	76,730
2300-512903	1	KOHR	DEBORAH	Teacher-Elementary	MOREY	83,039
2300-512903	1	LAROCQUE	CATHERINE	Teacher-Elementary	MOREY	67,655
2300-512903	1	LOOMIS	TARA	Teacher-Elementary	MOREY	70,825
2300-512903	1	MACKWELL	MARCIE	Teacher-Elementary	MOREY	81,265
2300-512903	1	MAHONEY	ANASTASIA	Teacher-Elementary	MOREY	83,820
2300-512903	1	PIANTAGGINI	SANDRA	Teacher-Elementary	MOREY	85,724
2300-512903	1	SPELLISSY	KATHERINE	Teacher-Elementary	MOREY	77,482
2300-512903	1	UNGER	KERIANN	Teacher-Elementary	MOREY	75,031
2300-512903	1	UVANNI	SUSAN	Teacher-Elementary	MOREY	86,823
2300-512903	1	VEILLEUX	RACHEL	Teacher-Elementary	MOREY	79,373
2300-512903	1	VOGEL	AMY	Teacher-Elementary	MOREY	80,514
2300-512903	1	SAVOIE	DANIELLE	Teacher-Kindergarten	MOREY	80,514
2300-512903	1	ARGUOYAN	SOPHIA	Teacher-Elementary	MURKLAND	83,820
2300-512903	1	BROWN	COLLEEN	Teacher-Elementary	MURKLAND	85,724
2300-512903	1	CORREIA	MELISSA	Teacher-Elementary	MURKLAND	77,482
2300-512903	1	GENNINGER	JESSICA	Teacher-Elementary	MURKLAND	64,704
2300-512903	1	GOOR	ARTEMIS	Teacher-Elementary	MURKLAND	83,820
2300-512903	1	HA	KATHERINE	Teacher-Elementary	MURKLAND	79,373
2300-512903	1	KAUFMAN	MEREDITH	Teacher-Elementary	MURKLAND	76,730
2300-512903	1	KEENAN	CHRISTINE	Teacher-Elementary	MURKLAND	58,556

Lowell Public Schools  
FY 2018 Staff Salary Book

Positions Listed by  
School Location

Account #	FTE	Last Name	First Name	Position	School	2017-18 Salary
2300-512903	1	LANIER	KRISTEN	Teacher-Elementary	MURKLAND	64,704
2300-512903	1	PERRIN	DENISE	Teacher-Elementary	MURKLAND	90,631
2300-512903	1	QUEALY	ERIN	Teacher-Elementary	MURKLAND	75,783
2300-512903	1	QUINLAN	DANIELLE	Teacher-Elementary	MURKLAND	71,344
2300-512903	1	RICH	DEBRA	Teacher-Elementary	MURKLAND	64,704
2300-512903	1	SERPE	LINDSAY	Teacher-Elementary	MURKLAND	64,704
2300-512903	1	SVEGLIATI	NANCY	Teacher-Elementary	MURKLAND	70,825
2300-512903	1	TORRES	JOSE	Teacher-Elementary	MURKLAND	68,405
2300-512903	1	VACANT	VACANT	Teacher-Elementary	MURKLAND	50,000
2300-512903	1	WALSH	KATELYN	Teacher-Elementary	MURKLAND	75,783
2300-512903	1	WALSH	DORNA	Teacher-Elementary	MURKLAND	85,073
2300-512903	1	WATTS	APRIL	Teacher-Elementary	MURKLAND	81,928
2300-512903	1	BERNIER	CATHERINE	Teacher-Elementary	PAWTUCKET MEMORIAL	77,482
2300-512903	1	BONFILIO	KIMBERLY	Teacher-Elementary	PAWTUCKET MEMORIAL	84,931
2300-512903	1	BURNS	DALE	Teacher-Elementary	PAWTUCKET MEMORIAL	75,031
2300-512903	1	DURKIN	DOROTHY	Teacher-Elementary	PAWTUCKET MEMORIAL	90,631
2300-512903	1	FAY	KATIE	Teacher-Elementary	PAWTUCKET MEMORIAL	75,783
2300-512903	1	HUNT	TARA	Teacher-Elementary	PAWTUCKET MEMORIAL	79,373
2300-512903	1	KULARSKI	JESSICA	Teacher-Elementary	PAWTUCKET MEMORIAL	61,753
2300-512903	1	LUTKUS	KATRINA	Teacher-Elementary	PAWTUCKET MEMORIAL	70,959
2300-512903	1	MARANDOLA	KATHLEEN	Teacher-Elementary	PAWTUCKET MEMORIAL	84,931
2300-512903	1	MARSHALL	KERRY	Teacher-Elementary	PAWTUCKET MEMORIAL	80,035
2300-512903	1	MARTIN	BRITTANY	Teacher-Elementary	PAWTUCKET MEMORIAL	65,456
2300-512903	1	MEEHAN-GILET	MAUREEN	Teacher-Elementary	PAWTUCKET MEMORIAL	76,730
2300-512903	1	MENDONCA	LORNA	Teacher-Elementary	PAWTUCKET MEMORIAL	87,628
2300-512903	1	RIDDLE-DUFFY	JOANN	Teacher-Elementary	PAWTUCKET MEMORIAL	83,169
2300-512903	1	SCOLA	TARA	Teacher-Elementary	PAWTUCKET MEMORIAL	80,035
2300-512903	1	SCULLY	TERESA	Teacher-Elementary	PAWTUCKET MEMORIAL	87,628
2300-512903	1	GOWITZKE	DONNA	Teacher-Kindergarten	PAWTUCKET MEMORIAL	75,031
2300-512903	1	LANDSTEINER	ALLISA	Teacher-Kindergarten	PAWTUCKET MEMORIAL	81,928
2300-512903	1	PUGH	BERNADETTE	Teacher-Kindergarten	PAWTUCKET MEMORIAL	84,323
2300-512903	1	ROUX	LAURIE	Teacher-Kindergarten	PAWTUCKET MEMORIAL	81,928
2300-512903	1	ARMAS	OLGA	Teacher-Elementary	PYNE JOSEPH G	50,000
2300-512903	1	BONFANTI	LAURA	Teacher-Elementary	PYNE JOSEPH G	78,622
2300-512903	1	CONNORS	TAMMY	Teacher-Elementary	PYNE JOSEPH G	77,482
2300-512903	1	GRENIER	BONNIE	Teacher-Elementary	PYNE JOSEPH G	83,169
2300-512903	1	JOHNSTON	ELLEN	Teacher-Elementary	PYNE JOSEPH G	77,482

Lowell Public Schools  
FY 2018 Staff Salary Book

Positions Listed by  
School Location

Account #	FTE	Last Name	First Name	Position	School	2017-18 Salary
2300-512903	1	KING	HALEY	Teacher-Elementary	PYNE JOSEPH G	60,500
2300-512903	1	LIVINGSTON	SARAH	Teacher-Elementary	PYNE JOSEPH G	64,704
2300-512903	1	PUTNAM	MATTHEW	Teacher-Elementary	PYNE JOSEPH G	60,500
2300-512903	1	RAUTENBERG	JANEL	Teacher-Elementary	PYNE JOSEPH G	54,350
2300-512903	1	MILLETT	HILLARY	Teacher-Kindergarten	PYNE JOSEPH G	51,405
2300-512903	1	BILODEAU	ALISON	Teacher-Elementary	REILLY	74,417
2300-512903	1	BOISVERT	LEAH	Teacher-Elementary	REILLY	62,604
2300-512903	1	CASSELLA	ANGELA	Teacher-Elementary	REILLY	80,514
2300-512903	1	CHASE	JUDITH	Teacher-Elementary	REILLY	75,031
2300-512903	1	CRUZ	ANA	Teacher-Elementary	REILLY	85,073
2300-512903	1	DUNHAM	KELLEY	Teacher-Elementary	REILLY	60,500
2300-512903	1	GALLAGHER	JESSICA	Teacher-Elementary	REILLY	68,405
2300-512903	1	GILLIS	AMY	Teacher-Elementary	REILLY	88,727
2300-512903	1	GUDEWICH	CAITLIN	Teacher-Elementary	REILLY	67,655
2300-512903	1	HARRINGTON	KRISTIN	Teacher-Elementary	REILLY	77,482
2300-512903	1	IPPOLITO	AMY	Teacher-Elementary	REILLY	70,825
2300-512903	1	KEARNS	PATRICIA	Teacher-Elementary	REILLY	78,412
2300-512903	1	KENNEDY	MARIAH	Teacher-Elementary	REILLY	68,405
2300-512903	1	KLOBUCHER	MARGUERITE	Teacher-Elementary	REILLY	57,551
2300-512903	1	LALLY	MICHAELA	Teacher-Elementary	REILLY	67,655
2300-512903	1	MACLAUGHLAN	BETH	Teacher-Elementary	REILLY	76,730
2300-512903	1	PAGE	KATHRYN	Teacher-Elementary	REILLY	76,308
2300-512903	1	REIS	CLAIRE	Teacher-Elementary	REILLY	83,169
2300-512903	1	SEAVER	LISA	Teacher-Elementary	REILLY	86,823
2300-512903	1	SILVESTRONE	ALISHA	Teacher-Elementary	REILLY	65,456
2300-512903	1	STURTEVANT	KAITLYN	Teacher-Elementary	REILLY	75,783
2300-512903	1	VACANT	VACANT	Teacher-Elementary	REILLY	50,000
2300-512903	1	VONKAHLE	AMY	Teacher-Elementary	REILLY	81,341
2300-512903	1	WALSH	LISA	Teacher-Elementary	REILLY	80,117
2300-512903	1	ZAHARAKES	KATHLEEN	Teacher-Elementary	REILLY	80,514
2300-512903	1	ALMEIDA	CATHERINE	Teacher-Elementary	ROGERS	58,556
2300-512903	1	BERGER	JENNIFER	Teacher-Elementary	ROGERS	75,783
2300-512903	1	BONIN	KACIE	Teacher-Elementary	ROGERS	58,556
2300-512903	1	BRADLEY	ELISE	Teacher-Elementary	ROGERS	81,265
2300-512903	1	BROPHY	RACHEL	Teacher-Elementary	ROGERS	81,341
2300-512903	1	BURNS	KATELYN	Teacher-Elementary	ROGERS	60,500
2300-512903	1	COREA	EDWARD	Teacher-Elementary	ROGERS	81,928



Lowell Public Schools  
FY 2018 Staff Salary Book

Positions Listed by  
School Location

Account #	FTE	Last Name	First Name	Position	School	2017-18 Salary
2300-512903	1	COREA	ELIZABETH	Teacher-Elementary	ROGERS	83,820
2300-512903	1	CROTTY	KRISTEN	Teacher-Elementary	ROGERS	75,031
2300-512903	1	DARCY	KERI	Teacher-Elementary	ROGERS	76,730
2300-512903	1	DRISCOLL	KERIEN	Teacher-Elementary	ROGERS	58,556
2300-512903	1	HILLMAN	ERIN	Teacher-Elementary	ROGERS	77,482
2300-512903	1	KENNEDY	LESLIE	Teacher-Elementary	ROGERS	75,031
2300-512903	1	KOUY	MELISSA	Teacher-Elementary	ROGERS	76,730
2300-512903	1	LAMARRE ANDERSON	LAURA	Teacher-Elementary	ROGERS	78,337
2300-512903	1	LEMAY	BRIANNE	Teacher-Elementary	ROGERS	71,344
2300-512903	1	MCCABE	CRISTINA	Teacher-Elementary	ROGERS	90,631
2300-512903	1	PARISI	ERIN	Teacher-Elementary	ROGERS	75,031
2300-512903	1	RENNIE	STEPHANIE	Teacher-Elementary	ROGERS	78,622
2300-512903	1	WEINTRAUB	JESSICA	Teacher-Elementary	ROGERS	81,928
2300-512903	1	BARTER	CELESTE	Teacher-Elementary	SHAUGHNESSY	77,482
2300-512903	1	CHAKARIAN	NANCY	Teacher-Elementary	SHAUGHNESSY	82,253
2300-512903	1	CONKLIN	ELLEN	Teacher-Elementary	SHAUGHNESSY	81,928
2300-512903	1	COPPINGER	KERRYANN	Teacher-Elementary	SHAUGHNESSY	70,959
2300-512903	1	CUMMISKEY	CHRISTIANN	Teacher-Elementary	SHAUGHNESSY	78,622
2300-512903	1	ENGLISH	CARA	Teacher-Elementary	SHAUGHNESSY	68,405
2300-512903	1	FARRELL-SCHIRBMAN	MARY JO	Teacher-Elementary	SHAUGHNESSY	76,308
2300-512903	1	FENNELL	JESSICA	Teacher-Elementary	SHAUGHNESSY	77,482
2300-512903	1	LANZI	KATIE	Teacher-Elementary	SHAUGHNESSY	78,622
2300-512903	1	LIVINGSTONE	MEGAN	Teacher-Elementary	SHAUGHNESSY	67,655
2300-512903	1	LUBINSKI	CAITLYN	Teacher-Elementary	SHAUGHNESSY	62,604
2300-512903	1	MCGONIGLE	KATHERINE	Teacher-Elementary	SHAUGHNESSY	61,753
2300-512903	1	NEWELL	JULIE	Teacher-Elementary	SHAUGHNESSY	67,655
2300-512903	1	NOLAN	JACLYN	Teacher-Elementary	SHAUGHNESSY	75,783
2300-512903	1	REIS	DONNA	Teacher-Elementary	SHAUGHNESSY	76,308
2300-512903	1	TUTEIN	CHARLENE	Teacher-Elementary	SHAUGHNESSY	79,373
2300-512903	1	VACANT	VACANT	Teacher-Elementary	SHAUGHNESSY	50,000
2300-512903	1	VACANT	VACANT	Teacher-Elementary	SHAUGHNESSY	50,000
2300-512903	1	VIEIRA	MELISSA	Teacher-Elementary	SHAUGHNESSY	61,753
2300-512903	1	WAYNE	JUDITH	Teacher-Elementary	SHAUGHNESSY	84,323
2300-512903	1	AVELINO	MONICA	Teacher-Elementary	WASHINGTON	67,655
2300-512903	1	BRADY	ASHLEY	Teacher-Elementary	WASHINGTON	70,825
2300-512903	1	BURNS	KARA	Teacher-Elementary	WASHINGTON	81,265
2300-512903	1	CAHILL-ZDON	DIANE	Teacher-Elementary	WASHINGTON	81,265

Lowell Public Schools  
FY 2018 Staff Salary Book

Positions Listed by  
School Location

Account #	FTE	Last Name	First Name	Position	School	2017-18 Salary
2300-512903	1	DESHLER	RICHARD	Teacher-Elementary	WASHINGTON	83,169
2300-512903	1	MCCOY	SUSAN	Teacher-Elementary	WASHINGTON	81,265
2300-512903	1	QUIRBACH	ELIZABETH	Teacher-Elementary	WASHINGTON	67,655
2300-512903	1	SEQUEIRA PLUNKETT	JENNIFER	Teacher-Elementary	WASHINGTON	83,039
2300-512903	1	SGOUROS	JOANNE	Teacher-Elementary	WASHINGTON	85,724
2300-512903	1	SILVA	FILOMENA	Teacher-Elementary	WASHINGTON	50,000
	265					19,707,005

Lowell Public Schools  
FY 2018 Staff Salary Book

Positions Listed by  
School Location

Account #	FTE	Last Name	First Name	Position	School	2017-18 Salary
2300-512903	1	GATES	JO ANN	Teacher-ELL	BAILEY	83,039
2300-512903	1	SIMPSON	MELISSA	Teacher-ELL	BARTLETT	84,323
2300-512903	1	BARLOW	TIFFANY	Teacher-ELL	BUTLER	51,405
2300-512903	1	COFFEY	DEIRDRE	Teacher-ELL	BUTLER	81,265
2300-512903	1	GOODICK	MELINDA	Teacher-ELL	BUTLER	85,724
2300-512903	1	GORMAN	JILLIAN	Teacher-ELL	BUTLER	78,337
2300-512903	1	BOUCHER	CATHERINE	Teacher-ELL	DALEY	81,928
2300-512903	1	SOUSA	AIMEE	Teacher-ELL	DALEY	81,265
2300-512903	1	UPTON	HEIDI	Teacher-ELL	GREENHALGE	80,035
2300-512903	1	WILLIAMSON	ELAINE	Teacher-ELL	GREENHALGE	82,419
2300-512903	1	CHEN	LIPING	Teacher-ELL	LINCOLN	67,655
2300-512903	1	GALVIN	LORI	Teacher-ELL	LOWELL HIGH	57,551
2300-512903	1	KENNEDY	MARGARET	Teacher-ELL	LOWELL HIGH	72,525
2300-512903	1	RONAN	KATHRYN	Teacher-ELL	LOWELL HIGH	64,704
2300-512903	1	WHALEN	PAULA	Teacher-ELL	LOWELL HIGH	67,138
2300-512903	1	WOO	AMY	Teacher-ELL	LOWELL HIGH	75,031
2300-512903	1	ALRAWY	ZEENA	Teacher-ELL-Math	LOWELL HIGH	55,609
2300-512903	1	KEHOE	ERIN	Teacher-ELL-Math	LOWELL HIGH	80,035
2300-512903	1	SULLIVAN	ARACELIS	Teacher-ELL-Math	LOWELL HIGH	85,724
2300-512903	1	LANDER	JESSICA	Teacher-ELL-Social Studies	LOWELL HIGH	61,753
2300-512903	1	BARRANCO	PAULA	Teacher-ESL	LOWELL HIGH	86,823
2300-512903	1	BARRETT	JANICE	Teacher-ESL	LOWELL HIGH	83,820
2300-512903	1	BRENNAN	MATTHEW	Teacher-ESL	LOWELL HIGH	76,730
2300-512903	1	COLON	KRISTEN	Teacher-ESL	LOWELL HIGH	84,931
2300-512903	1	RADZIK	CHRISTOPHER	Teacher-ESL	LOWELL HIGH	86,823
2300-512903	1	ZEMETRES	JULIA ISABEL	Teacher-ESL	LOWELL HIGH	83,820
2300-512903	1	PEAL	JULIE	Teacher-ELL	MCAULIFFE	64,704
2300-512903	1	HYSILIP	SUZANNE	Teacher-ELL	MCAVINNUE	55,609
2300-512903	1	MARKS	SHELLY	Teacher-ELL	MCAVINNUE	83,820
2300-512903	1	RYDER	PRISCILLA	Teacher-ELL	MCAVINNUE	72,094
2300-512903	1	GILL	LINDSEY	Teacher-ELL	MOODY	51,405
2300-512903	1	CASEY	KAREN	Teacher-ELL	MOREY	81,341
2300-512903	1	DRINAN	KATHLEEN	Teacher-ELL	MURKLAND	78,622
2300-512903	1	COIMBRA	DANIELLE	Teacher-ELL	PAWTUCKET MEMORIAL	54,351
2300-512903	1	PAPANASTASSIOU	DENISE	Teacher-ELL	PYNE JOSEPH G	86,823
2300-512903	1	CLARK	LAUREN	Teacher-ELL	REILLY	76,730
2300-512903	1	ELLIOTT CARBONNEAU	CAROLYN	Teacher-ELL	REILLY	78,622

Lowell Public Schools  
FY 2018 Staff Salary Book

Positions Listed by  
School Location

Account #	FTE	Last Name	First Name	Position	School	2017-18 Salary
2300-512903	1	MORRISON	TERESA	Teacher-ELL	REILLY	51,900
2300-512903	1	VACANT	VACANT	Teacher-ELL	REILLY	50,000
2300-512903	1	BISHOP	DOUGLAS	Teacher-ELL	ROBINSON	86,823
2300-512903	1	BURROWS	CAROLINE	Teacher-ELL	ROBINSON	51,405
2300-512903	1	HOLMES	SARAH	Teacher-ELL	ROBINSON	75,783
2300-512903	1	ATHAYDE	MARIANA	Teacher-ELL	ROGERS	61,753
2300-512903	1	FLEURY	HOLLY	Teacher-ELL	ROGERS	60,500
2300-512903	1	LUNN	LINDA	Teacher-ELL	ROGERS	47,694
2300-512903	1	MAYO	JENNIFER	Teacher-ELL	SHAUGHNESSY	77,482
2300-512903	1	BANNERMAN	JULIE	Teacher-ELL	STOKLOSA	53,507
2300-512903	1	DESROSIERS	ALEXANDER	Teacher-ELL	STOKLOSA	47,694
2300-512903	1	ESCHMANN	KRISTEN	Teacher-ELL	STOKLOSA	84,931
2300-512903	1	BLASINI	CARMEN	Teacher-ELL	SULLIVAN	84,323
2300-512903	1	CABRERA DE SOTO	ALTAGRACIA	Teacher-ELL	SULLIVAN	89,826
2300-512903	1	TRAVAGLINI	ELIZABETH	Teacher-ELL	SULLIVAN	84,931
2300-512903	1	PAOLILLO	KRISTY	Teacher-ESL/Allied Arts	SULLIVAN	80,514
2300-512903	1	BERGH	CATHERINE	Teacher-ELL	WANG	80,035
2300-512903	1	GIORDANO	CHRISTOPHER	Teacher-ELL	WANG	71,344
2300-512903	1	PENNEY	ELIZABETH	Teacher-ELL	WANG	67,655
2300-512903	1	THOMPSON	EMILY	Teacher-ELL	WANG	81,265
2300-512903	1	GRIFFIN	MARY	Teacher-ELL	LINCOLN	70,959
2300-512903	-1	VACANT	VACANT	Teacher-ELL	MCAVINNUE	(50,000)
2300-512903	1	VACANT	VACANT	Teacher-ELL	MOREY	50,000
	58					4,224,860

Lowell Public Schools  
FY 2018 Staff Salary Book

Positions Listed by  
School Location

Account #	FTE	Last Name	First Name	Position	School	2017-18 Salary
2300-512903	1	FOSS	CARL	Teacher-Middle ELA-Soc.Studies	BARTLETT	54,351
2300-512903	1	SCHOFIELD	LAURA	Teacher-Middle Math-Science	BARTLETT	80,035
2300-512903	1	TRUDEL	ELIZABETH	Teacher-Middle Math-Science	BARTLETT	84,931
2300-512903	1	CANTY	BRENDAN	Teacher-Middle Social Studies	BARTLETT	51,405
2300-512903	1	DOWD	SHARON	Teacher-Middle ELA-Soc.Studies	BUTLER	83,820
2300-512903	1	EWING	CHELSEA	Teacher-Middle ELA-Soc.Studies	BUTLER	51,405
2300-512903	1	HOFFMAN	TODD	Teacher-Middle ELA-Soc.Studies	BUTLER	72,094
2300-512903	1	KELLEY-MUON	MOLLY	Teacher-Middle ELA-Soc.Studies	BUTLER	84,931
2300-512903	1	MCNULTY	BRIDGET	Teacher-Middle English	BUTLER	64,704
2300-512903	1	LOPES	FERNANDA	Teacher-Middle Math Resource	BUTLER	70,825
2300-512903	1	CAROLAN	ANNMARIE	Teacher-Middle Math/Science	BUTLER	87,628
2300-512903	1	HEWSON	MELISSA	Teacher-Middle Mathematics	BUTLER	67,655
2300-512903	1	FLORENCE	WILLIAM	Teacher-Middle Math-Science	BUTLER	72,525
2300-512903	1	FREEMAN	KEVIN	Teacher-Middle Math-Science	BUTLER	84,931
2300-512903	1	GREEN	HEATHER	Teacher-Middle ELA/Social Studies	DALEY	80,035
2300-512903	1	HOLLOWAY	LAUREN	Teacher-Middle ELA/Social Studies	DALEY	64,704
2300-512903	1	ANZANO	ALESSONDRA	Teacher-Middle ELA-Soc.Studies	DALEY	63,451
2300-512903	1	BEJANIANCE	DONNA	Teacher-Middle ELA-Soc.Studies	DALEY	83,820
2300-512903	1	POLLARD	CHERYL	Teacher-Middle ELA-Soc.Studies	DALEY	78,622
2300-512903	1	PUDIL	KATIE	Teacher-Middle ELA-Soc.Studies	DALEY	64,704
2300-512903	1	CLEMENTE	ADAM	Teacher-Middle Math-Science	DALEY	77,482
2300-512903	1	FRASSA	ASHLEY	Teacher-Middle Math-Science	DALEY	64,704
2300-512903	1	MCLEAN	KATHRYN	Teacher-Middle Math-Science	DALEY	60,500
2300-512903	1	PRATO	DONNA	Teacher-Middle Math-Science	DALEY	85,724
2300-512903	1	QUIROZ	CARLA	Teacher-Middle Math-Science	DALEY	84,931
2300-512903	1	ROMANO	NICOLE	Teacher-Middle Math-Science	DALEY	70,959
2300-512903	1	MAGNUSON	JEFFREY	Teacher-Middle ELA-Soc.Studies	PYNE JOSEPH G	54,351
2300-512903	1	TZELIAS	GEORGE	Teacher-Middle ELA-Soc.Studies	PYNE JOSEPH G	65,057
2300-512903	1	PANNETON	MAURA	Teacher-Middle Math-Science	PYNE JOSEPH G	81,265
2300-512903	1	REYNOLDS	NANCY	Teacher-Middle Math-Science	PYNE JOSEPH G	90,631
2300-512903	1	DIEDRICH	JENNIFER	Teacher-Middle Mathematics	ROBINSON	68,405
2300-512903	1	COPPINGER	KIMBERLLY	Teacher-Middle ELA	ROBINSON	85,724
2300-512903	1	DESROCHES	MELISSA	Teacher-Middle ELA	ROBINSON	62,504
2300-512903	1	MCCABE	KRISTOPHER	Teacher-Middle ELA	ROBINSON	61,753
2300-512903	1	MCKENNA	SIOBHAN	Teacher-Middle ELA	ROBINSON	58,556
2300-512903	1	WALSH	KRISTEN	Teacher-Middle ELA	ROBINSON	58,556
2300-512903	1	GRENIER	DAVID	Teacher-Middle ELA-Soc.Studies	ROBINSON	79,373

Lowell Public Schools  
FY 2018 Staff Salary Book

Positions Listed by  
School Location

Account #	FTE	Last Name	First Name	Position	School	2017-18 Salary
2300-512903	1	EARLY	ANN	Teacher-Middle Mathematics	ROBINSON	79,373
2300-512903	1	MACLEOD	SUSAN	Teacher-Middle Mathematics	ROBINSON	80,035
2300-512903	1	OLSEN	HILARY	Teacher-Middle Mathematics	ROBINSON	72,094
2300-512903	1	WATKINS	CATHERINE	Teacher-Middle Mathematics	ROBINSON	76,308
2300-512903	1	RIDDELL	MARY	Teacher-Middle Math-Science	ROBINSON	86,823
2300-512903	1	BURKE	VIRGINIA	Teacher-Middle Science	ROBINSON	83,169
2300-512903	1	MARSHALL	VIRGINIA	Teacher-Middle Science	ROBINSON	81,928
2300-512903	1	BROWN	CINDY	Teacher-Middle Social Studies	ROBINSON	77,482
2300-512903	1	SOTO	RAFAEL	Teacher-Middle Social Studies	ROBINSON	89,826
2300-512903	1	JUBINVILLE	ROBIN	Teacher-Middle ELA/Social	ROGERS	78,213
2300-512903	1	BRUNELLE	JAMES	Teacher-Middle Math/Science	ROGERS	83,820
2300-512903	4	VACANT	VACANT	Teacher-Middle School	ROGERS	200,000
2300-512903	1	BRUNELAS	CHERYL	Teacher-Middle ELA	STOKLOSA	88,727
2300-512903	1	GRATTA	MICHAEL	Teacher-Middle ELA-Soc.Studies	STOKLOSA	68,405
2300-512903	1	KLAYTON	DENYELLE	Teacher-Middle ELA-Soc.Studies	STOKLOSA	73,965
2300-512903	1	ROWSELL	LISA MARIE	Teacher-Middle ELA-Soc.Studies	STOKLOSA	78,412
2300-512903	1	KOZA	JANET	Teacher-Middle Math/Science	STOKLOSA	81,928
2300-512903	1	LAURO	AMY	Teacher-Middle Math/Science	STOKLOSA	78,622
2300-512903	1	MAYNARD	JENNIFER	Teacher-Middle Math/Science	STOKLOSA	81,265
2300-512903	1	STELZER	HOWARD	Teacher-Middle Math/Science	STOKLOSA	68,009
2300-512903	1	TITH	VYADA	Teacher-Middle Math/Science	STOKLOSA	84,323
2300-512903	1	JEWER	NANCY	Teacher-Middle Mathematics	STOKLOSA	57,551
2300-512903	1	COX	REBECCA	Teacher-Middle Science	STOKLOSA	84,931
2300-512903	1	SKREKAS	GEORGIA	Teacher-Middle Social Studies	STOKLOSA	80,514
2300-512903	1	WATSON	JOANNE	Teacher-Middle ELA	SULLIVAN	64,704
2300-512903	1	BROADHURST	KIM	Teacher-Middle ELA-Soc.Studies	SULLIVAN	78,412
2300-512903	1	GALIPEAU	ASHLEY	Teacher-Middle ELA-Soc.Studies	SULLIVAN	75,031
2300-512903	1	GOULD	NICOLE	Teacher-Middle ELA-Soc.Studies	SULLIVAN	81,928
2300-512903	1	MARTIN	MARTHA	Teacher-Middle ELA-Soc.Studies	SULLIVAN	76,730
2300-512903	1	TEAGUE	JAMIE	Teacher-Middle ELA-Soc.Studies	SULLIVAN	76,730
2300-512903	1	SCOTT	MICHELLE	Teacher-Middle Math	SULLIVAN	47,694
2300-512903	1	ALVES	VITOR	Teacher-Middle Math-Science	SULLIVAN	54,351
2300-512903	1	GRAZIANI	NANCY	Teacher-Middle Math-Science	SULLIVAN	51,405
2300-512903	1	KINNEY	SHERIANNE	Teacher-Middle Math-Science	SULLIVAN	67,655
2300-512903	1	MAY	LAUREN	Teacher-Middle Math-Science	SULLIVAN	81,265
2300-512903	1	PIZZANO	KYM	Teacher-Middle Math-Science	SULLIVAN	83,039
2300-512903	1	BRUGEL	JESSICA	Teacher-Middle ELA-Soc.Studies	WANG	79,373

Lowell Public Schools  
FY 2018 Staff Salary Book

Positions Listed by  
School Location

Account #	FTE	Last Name	First Name	Position	School	2017-18 Salary
2300-512903	1	BUDRYK	KIMBERLY	Teacher-Middle ELA-Soc.Studies	WANG	78,622
2300-512903	1	CHASE	SHAWN	Teacher-Middle ELA-Soc.Studies	WANG	83,820
2300-512903	1	CYMBURA	KATHLEEN	Teacher-Middle ELA-Soc.Studies	WANG	83,820
2300-512903	1	DOOLE	REBECCA	Teacher-Middle ELA-Soc.Studies	WANG	58,556
2300-512903	1	MCMAHON	ERIN	Teacher-Middle ELA-Soc.Studies	WANG	78,622
2300-512903	1	MOISAKIS	LISA	Teacher-Middle ELA-Soc.Studies	WANG	80,035
2300-512903	1	GARABEDIAN	KATE	Teacher-Middle Math/Science	WANG	70,959
2300-512903	1	COLON	AMILA	Teacher-Middle Mathematics	WANG	76,730
2300-512903	1	MADDEN	ELIZABETH	Teacher-Middle Mathematics	WANG	81,265
2300-512903	1	MAGUIRE	JILLIAN	Teacher-Middle Mathematics	WANG	77,482
2300-512903	1	MERLINO	PAMELA	Teacher-Middle Mathematics	WANG	76,308
2300-512903	1	MURPHY	ARIANNA	Teacher-Middle Mathematics	WANG	51,405
2300-512903	1	BRENNAN	FRANK	Teacher-Middle Science	WANG	76,730
2300-512903	1	KING	JOHN	Teacher-Middle Science	WANG	82,419
2300-512903	1	LEAHY	ELLEN	Teacher-Middle School	ROBINSON	80,117
2300-512903	1	VACANT	VACANT	Teacher-Middle ELA	SULLIVAN	50,000
2300-512903	1	VACANT	VACANT	Teacher-Middle Mathematics	WANG	50,000
2300-512903	1	VACANT	VACANT	Teacher-Middle School	SULLIVAN	50,000
2300-512903	-5	VACANT	VACANT	Teacher-Middle School	ROBINSON	(250,000)
	90					6,627,990

Lowell Public Schools  
FY 2018 Staff Salary Book

Positions Listed by  
School Location

Account #	FTE	Last Name	First Name	Position	School	2017-18 Salary
2300-512903	1	AGUIAR	TARA	Teacher-Math Resource	BARTLETT	81,928
2300-512903	1	ALREKABI	FIRAS	Teacher-Mathematics	BARTLETT	47,694
2300-512903	1	GALVIN	AMY	Teacher-Mathematics	BARTLETT	57,551
2300-512903	1	SONIS	CRAIG	Teacher-Mathematics	BRIDGE	58,913
2300-512903	1	ANDERSON	MARY	Teacher-Mathematics	BUTLER	67,655
2300-512903	1	DESOUZA	VALTER	Teacher-Mathematics	BUTLER	83,820
2300-512903	1	GUERRIERO	AMY	Teacher-Mathematics	BUTLER	77,482
2300-512903	1	KABRIEL	ELIZABETH	Teacher-Mathematics	BUTLER	76,730
2300-512903	1	PAPPALARDO	CHRISTINA	Teacher-Mathematics	BUTLER	70,825
2300-512903	1	GUPTA	ARCHANA	Teacher-Mathematics	CARDINAL O'CONNELL	51,900
2300-512903	1	LITTLEFIELD	RUSSELL	Teacher-Mathematics	CARDINAL O'CONNELL	51,405
2300-512903	1	O'NEIL	GREGORY	Teacher-Mathematics	CAREER ACADEMY	72,525
2300-512903	1	FARRELL CONDON	COLLEEN	Teacher-Math Resource	DALEY	76,730
2300-512903	1	JEPSON	RACHAEL	Teacher-Mathematics	DALEY	80,035
2300-512903	1	NGUYEN	TODD	Teacher-Mathematics	DALEY	81,265
2300-512903	1	TODD	JEFFREY	Teacher-Mathematics	DALEY	80,655
2300-512903	1	TROUTT	TERRY	Teacher-Mathematics	DALEY	79,373
2300-512903	4	VACANT	VACANT	Teacher-Math Resource	DISTRICTWIDE	200,000
2300-512903	1	FLANDERS	JOY	Teacher-Math Resource	GREENHALGE	82,419
2300-512903	1	HIRBOUR	ERIN	Teacher-Math Resource	LINCOLN	76,730
2300-512903	1	AHERN	JODI	Teacher-Mathematics	LOWELL HIGH	86,823
2300-512903	1	BATURIN	ANNA	Teacher-Mathematics	LOWELL HIGH	51,405
2300-512903	1	BELLEROSE	STEPHANIE	Teacher-Mathematics	LOWELL HIGH	51,405
2300-512903	1	BOLIANITES	CHARLES	Teacher-Mathematics	LOWELL HIGH	87,628
2300-512903	1	BOUTSELIS	BOPHA	Teacher-Mathematics	LOWELL HIGH	71,344
2300-512903	1	CARR	DELANEY	Teacher-Mathematics	LOWELL HIGH	55,609
2300-512903	1	CHACE	LAURA	Teacher-Mathematics	LOWELL HIGH	77,482
2300-512903	1	CREEGAN	PAUL	Teacher-Mathematics	LOWELL HIGH	80,514
2300-512903	1	EARLEY	KRISTA	Teacher-Mathematics	LOWELL HIGH	90,631
2300-512903	1	FERREIRA	LENA	Teacher-Mathematics	LOWELL HIGH	80,035
2300-512903	1	FERREIRA	ADAM	Teacher-Mathematics	LOWELL HIGH	64,704
2300-512903	1	HARTY	KATHLEEN	Teacher-Mathematics	LOWELL HIGH	76,730
2300-512903	1	HOR	SAMNANG	Teacher-Mathematics	LOWELL HIGH	76,730
2300-512903	1	JARVIS	STEPHEN	Teacher-Mathematics	LOWELL HIGH	81,928
2300-512903	1	LEIGHTON	KIMBERLY	Teacher-Mathematics	LOWELL HIGH	54,351
2300-512903	1	MCGEOWN	ELAINE	Teacher-Mathematics	LOWELL HIGH	86,823
2300-512903	1	MEYER	VIRGINIA	Teacher-Mathematics	LOWELL HIGH	86,823



Lowell Public Schools  
FY 2018 Staff Salary Book

Positions Listed by  
School Location

Account #	FTE	Last Name	First Name	Position	School	2017-18 Salary
2300-512903	1	MICHAUD	DENNIS	Teacher-Mathematics	LOWELL HIGH	84,342
2300-512903	1	MORASSE	PATRICK	Teacher-Mathematics	LOWELL HIGH	80,035
2300-512903	1	OEUR	THY	Teacher-Mathematics	LOWELL HIGH	83,820
2300-512903	1	PATTERSON	TIMOTHY	Teacher-Mathematics	LOWELL HIGH	84,931
2300-512903	1	PHAM	ALEXANDER	Teacher-Mathematics	LOWELL HIGH	51,405
2300-512903	1	ROSSETTI	NICHOLAS	Teacher-Mathematics	LOWELL HIGH	51,405
2300-512903	1	SANTARPIO	KRISANNE	Teacher-Mathematics	LOWELL HIGH	88,727
2300-512903	1	SMULLIGAN	JOHN	Teacher-Mathematics	LOWELL HIGH	78,622
2300-512903	1	SWEENEY	PAULA	Teacher-Mathematics	LOWELL HIGH	88,727
2300-512903	1	TRIPATHI	NEETI	Teacher-Mathematics	LOWELL HIGH	67,655
2300-512903	1	BELLEROSE	HEATHER	Teacher-Math Resource	MCAVINNUE	76,730
2300-512903	1	MCDONOUGH	GEOFFREY	Teacher-Math Resource	MOREY	76,730
2300-512903	1	SLIPP	RACHEL	Teacher-Math Resource	MURKLAND	80,035
2300-512903	1	DELEHANTY	SARAH	Teacher-Math Resource	PAWTUCKET MEMORIAL	74,626
2300-512903	1	CRAWFORD-RIVERA	AUDREY	Teacher-Math Resource	PYNE JOSEPH G	69,241
2300-512903	1	CLOUGH	CATHERINE	Teacher-Math Resource	REILLY	80,316
2300-512903	1	BUCKLEY	MARK	Teacher-Mathematics	ROBINSON	67,655
2300-512903	1	LOSCHKY	ALTHEA	Teacher-Mathematics	ROBINSON	64,704
2300-512903	1	MOTTOLA	KIM-SOO	Teacher-Math Resource	ROBINSON	76,730
2300-512903	1	NUCEFORA	JESSICA	Teacher-Mathematics	ROBINSON	76,730
2300-512903	1	RAMOS	ERIKA	Teacher-Mathematics	ROBINSON	70,959
2300-512903	1	SCIACCA	PATRICIA	Teacher-Mathematics	ROBINSON	67,655
2300-512903	1	WATSON	ZACHARY	Teacher-Mathematics	ROBINSON	55,609
2300-512903	1	VACANT	VACANT	Teacher-Math Resource	ROGERS	50,000
2300-512903	1	BROWN	SARAH	Teacher-Math Resource	SHAUGHNESSY	80,035
2300-512903	1	ALMEIDA	LINDA	Teacher-Mathematics	STOKLOSA	80,117
2300-512903	1	BUSTA	BRENDA	Teacher-Math Resource	STOKLOSA	88,727
2300-512903	1	CARAVOULIAS	BRAD	Teacher-Mathematics	STOKLOSA	57,551
2300-512903	1	DUNBAR	MEGHAN	Teacher-Mathematics	STOKLOSA	75,783
2300-512903	1	LIM	CHINSAN	Teacher-Mathematics	STOKLOSA	86,823
2300-512903	1	MORETTI	MICHAEL	Teacher-Mathematics	STOKLOSA	81,928
2300-512903	1	BAUER	SUSAN	Teacher-Mathematics	SULLIVAN	52,652
2300-512903	1	MARTIN	SHEILA	Teacher-Mathematics	SULLIVAN	51,405
2300-512903	1	O'NEILL	ANGELA	Teacher-Mathematics	SULLIVAN	80,035
2300-512903	1	ST. ONGE	DIANE	Teacher-Mathematics	SULLIVAN	80,035
2300-512903	1	TRAINOR	MARK	Teacher-Mathematics	SULLIVAN	77,482
2300-512903	1	VALLIERE	KEITH	Teacher-Mathematics	SULLIVAN	77,482

Lowell Public Schools  
FY 2018 Staff Salary Book

Positions Listed by  
School Location

Account #	FTE	Last Name	First Name	Position	School	2017-18 Salary
2300-512903	1	COLE	KAREN	Teacher-Mathematics	WANG	76,730
2300-512903	1	MACKENZIE	MARYLOU	Teacher-Mathematics	WANG	83,039
2300-512903	1	MOSLEY	CYNTHIA	Teacher-Mathematics	WANG	77,482
2300-512903	1	SANTY	MATTHEW	Teacher-Math Resource	WANG	76,730
2300-512903	1	VACANT	VACANT	Teacher-Mathematics	DALEY	50,000
	82					5,898,035

Lowell Public Schools  
FY 2018 Staff Salary Book

Positions Listed by  
School Location

Account #	FTE	Last Name	First Name	Position	School	2017-18 Salary
2300-512903	1	MCKELLAR	MARK	Teacher-Science	BARTLETT	61,753
2300-512903	1	BUDINGER	KATIE	Teacher-Science	BRIDGE	60,500
2300-512903	1	ADAMS	PATRICIA	Teacher-Science	BUTLER	84,931
2300-512903	1	JORDAN	EMILIA	Teacher-Science	BUTLER	78,622
2300-512903	1	O'NEIL	CHRISTOPHER	Teacher-Math-Science	CARDINAL O'CONNELL	76,730
2300-512903	1	MCPHILLIPS	PAULA	Teacher-Science	CARDINAL O'CONNELL	79,373
2300-512903	1	ERB	CHRISTINE	Teacher-Biology	CAREER ACADEMY	76,730
2300-512903	1	DOWNEY	MARSHA	Teacher-Science	DALEY	81,265
2300-512903	1	LEWIS	JASON	Teacher-Science	DALEY	78,622
2300-512903	1	WALLACE	SUSAN	Teacher-Science	DALEY	84,357
2300-512903	1	PEN	SETHEYNY	Teacher-Content Science	LINCOLN	57,551
2300-512903	1	BURNHAM	KATHLEEN	Teacher-Biology	LOWELL HIGH	87,933
2300-512903	1	CAVIGNANO	TRICIA	Teacher-Biology	LOWELL HIGH	86,823
2300-512903	1	DUNHAM	KEVIN	Teacher-Biology	LOWELL HIGH	83,432
2300-512903	1	GONZALEZ	KIMBERLY	Teacher-Biology	LOWELL HIGH	77,482
2300-512903	1	MCANANEY	KILLIAN	Teacher-Biology	LOWELL HIGH	74,417
2300-512903	1	MONTEMURRO	ALISON	Teacher-Biology	LOWELL HIGH	70,825
2300-512903	1	RASMUSSEN	ROBERT	Teacher-Biology	LOWELL HIGH	87,933
2300-512903	1	SELVAGGIO	STEPHANIE	Teacher-Biology	LOWELL HIGH	86,432
2300-512903	1	SPENCER	JUSTIN	Teacher-Biology	LOWELL HIGH	76,730
2300-512903	1	STEINBERG	EMILY	Teacher-Biology	LOWELL HIGH	79,373
2300-512903	1	URBAN	KAITLIN	Teacher-Biology	LOWELL HIGH	71,344
2300-512903	1	VILCANS	MEGAN	Teacher-Biology	LOWELL HIGH	55,609
2300-512903	1	WINWARD	MARA	Teacher-Biology	LOWELL HIGH	64,704
2300-512903	1	EDDY	BARBARA	Teacher-Chemistry	LOWELL HIGH	81,928
2300-512903	1	LUONG	VAN	Teacher-Chemistry	LOWELL HIGH	74,417
2300-512903	1	SILVERBERG	JASON	Teacher-Chemistry	LOWELL HIGH	69,241
2300-512903	1	VERZONE	SALLY	Teacher-Chemistry	LOWELL HIGH	81,928
2300-512903	1	WOODWARD	ANNE	Teacher-Chemistry	LOWELL HIGH	91,730
2300-512903	1	JUMPER	WILLIAM	Teacher-Physics	LOWELL HIGH	87,933
2300-512903	1	NEKRASZ	DOUGLAS	Teacher-Physics	LOWELL HIGH	68,405
2300-512903	1	DOMINGUEZ	ESTEBAN	Teacher-Science	LOWELL HIGH	86,823
2300-512903	1	HUGHES	SCOTT	Teacher-Science	LOWELL HIGH	81,265
2300-512903	1	PARDES	ALICIA	Teacher-Science	LOWELL HIGH	51,405
2300-512903	1	PLOURDE	DENNIS	Teacher-Science	LOWELL HIGH	78,622
2300-512903	1	PRENTICE	HYACINTH	Teacher-Science	LOWELL HIGH	86,823
2300-512903	1	VACANT	VACANT	Teacher-Science	LOWELL HIGH	50,000

Lowell Public Schools  
FY 2018 Staff Salary Book

Positions Listed by  
School Location

Account #	FTE	Last Name	First Name	Position	School	2017-18 Salary
2300-512903	1	ALVES	HEIDI	Teacher-Math-Science	PYNE JOSEPH G	67,655
2300-512903	1	PERKINS	JARED	Teacher-Math/Science	PYNE JOSEPH G	61,753
2300-512903	1	HOWELL	ELAINE	Teacher-Science	ROBINSON	70,959
2300-512903	1	SANBORN	KELLY	Teacher-Science	ROBINSON	76,730
2300-512903	1	SZYMANOSKI	CATHRYN	Teacher-Science	ROBINSON	51,405
2300-512903	1	CARPENTER	ANN	Teacher-Science	STOKLOSA	84,931
2300-512903	1	ROPER	CAM	Teacher-Math/Science	STOKLOSA	54,351
2300-512903	1	MACLEOD	KIRSTEN	Teacher-Science	STOKLOSA	79,373
2300-512903	1	MURPHY	JENNY	Teacher-Science	SULLIVAN	81,928
2300-512903	1	SINHA	JAYA	Teacher-Science	SULLIVAN	76,730
2300-512903	1	POTTER	SCOTT	Teacher-Science	WANG	62,604
2300-512903	1	SHUGRUE	WILLIAM	Teacher-Science	WANG	81,928
2300-512903	1	THEBERGE	DAWN	Teacher-Science	WANG	81,928
	50					3,746,267

Lowell Public Schools  
FY 2018 Staff Salary Book

Positions Listed by  
School Location

Account #	FTE	Last Name	First Name	Position	School	2017-18 Salary
2300-512903	1	CLARK	JAMES	Teacher-Social Studies	BARTLETT	47,694
2300-512903	1	FUSCO	RONALD	Teacher-Social Studies	BUTLER	68,405
2300-512903	1	PICKETT	MICHAEL	Teacher-Social Studies	BUTLER	64,704
2300-512903	1	MARINO	HEATHER	Teacher-Social Studies	CARDINAL O'CONNELL	54,351
2300-512903	1	HARTIGAN	JENNIFER	Teacher-Social Studies	CAREER ACADEMY	74,417
2300-512903	1	HOLLAND	LINDA	Teacher-Social Studies	DALEY	84,931
2300-512903	1	MIRANDA	KAREN	Teacher-Social Studies	DALEY	72,525
2300-512903	1	POPAS	AVA	Teacher-Social Studies	DALEY	83,820
2300-512903	1	ANSARA	KATHERINE	Teacher-Social Studies	LOWELL HIGH	81,265
2300-512903	1	BIENVENUE	ANN	Teacher-Social Studies	LOWELL HIGH	83,820
2300-512903	1	CALLAHAN	JAMES	Teacher-Social Studies	LOWELL HIGH	83,039
2300-512903	1	CAREY	JENNIFER	Teacher-Social Studies	LOWELL HIGH	88,727
2300-512903	1	CASEY	DAVID	Teacher-Social Studies	LOWELL HIGH	76,730
2300-512903	1	COLLOCA	LISA	Teacher-Social Studies	LOWELL HIGH	86,823
2300-512903	1	COMEAU	PHILIP	Teacher-Social Studies	LOWELL HIGH	81,265
2300-512903	1	COSTELLO	DEBBIE	Teacher-Social Studies	LOWELL HIGH	80,035
2300-512903	1	CROWE	MICHAEL	Teacher-Social Studies	LOWELL HIGH	78,622
2300-512903	1	CULLEN	MARK	Teacher-Social Studies	LOWELL HIGH	81,265
2300-512903	1	FILLMORE	ROBERTA	Teacher-Social Studies	LOWELL HIGH	78,622
2300-512903	1	GALLAGHER	GLEN	Teacher-Social Studies	LOWELL HIGH	68,405
2300-512903	1	HANLON	DANIEL	Teacher-Social Studies	LOWELL HIGH	83,169
2300-512903	1	JARACZ	EDWARD	Teacher-Social Studies	LOWELL HIGH	72,525
2300-512903	1	JUSSAUME	JOSEPH	Teacher-Social Studies	LOWELL HIGH	87,933
2300-512903	1	KEEFE	RYAN	Teacher-Social Studies	LOWELL HIGH	77,482
2300-512903	1	MCCABE	JAMES	Teacher-Social Studies	LOWELL HIGH	86,823
2300-512903	1	MORALES	KERRI	Teacher-Social Studies	LOWELL HIGH	74,417
2300-512903	1	MURPHY	DANIEL	Teacher-Social Studies	LOWELL HIGH	74,417
2300-512903	1	OLOUGHLIN	RICHARD	Teacher-Social Studies	LOWELL HIGH	90,631
2300-512903	1	PIGEON	KARA	Teacher-Social Studies	LOWELL HIGH	83,039
2300-512903	1	SELVAGGIO	CHRISTOPHER	Teacher-Social Studies	LOWELL HIGH	85,724
2300-512903	1	SHECKMAN	BRYAN	Teacher-Social Studies	LOWELL HIGH	75,783
2300-512903	1	SZECSKAS	STEPHEN	Teacher-Social Studies	LOWELL HIGH	80,035
2300-512903	1	VACANT	VACANT	Teacher-Social Studies	LOWELL HIGH	50,000
2300-512903	1	NEAGLE	MICHAEL	Teacher-Social Studies	PYNE JOSEPH G	83,039
2300-512903	1	KEEGAN	JAMES	Teacher-Social Studies	RIVERSIDE-BRIDGE	47,694
2300-512903	1	DUGGAN	BRYAN	Teacher-Social Studies	ROBINSON	62,604
2300-512903	1	SKREKAS	ELIZABETH	Teacher-Social Studies	ROBINSON	72,523

Lowell Public Schools  
FY 2018 Staff Salary Book

Positions Listed by  
School Location

Account #	FTE	Last Name	First Name	Position	School	2017-18 Salary
2300-512903	1	CHAPUT	ESTELLE	Teacher-Social Studies	STOKLOSA	78,622
2300-512903	1	DOLLIVER	KYLE	Teacher-Social Studies	STOKLOSA	54,351
2300-512903	1	DASILVA	ANABELA	Teacher-Social Studies	SULLIVAN	81,265
2300-512903	1	KRAFT	NATHANIEL	Teacher-Social Studies	SULLIVAN	65,057
2300-512903	1	CALLAHAN	RICHARD	Teacher-Social Studies	WANG	51,405
2300-512903	1	CLARK	KATHRYN	Teacher-Social Studies	WANG	85,724
2300-512903	1	PALMER	MATTHEW	Teacher-Social Studies	WANG	74,016
	44					3,297,742

Lowell Public Schools  
FY 2018 Staff Salary Book

Positions Listed by  
School Location

Account #	FTE	Last Name	First Name	Position	School	2017-18 Salary
2300-512903	1	KISIEL	DIANE	Teacher Reading	SULLIVAN	77,482
2300-512903	1	NOCHNUK	MARY ANN	Teacher-Cont Lang & Literacy	MCAULIFFE	92,766
2300-512903	1	WOOSTER	CHARLENE	Teacher-Cont Lang & Literacy	MCAVINNUE	76,730
2300-512903	1	MYERS	PATRICIA	Teacher-Cont Lang & Literacy	MOREY	90,631
2300-512903	1	DESMARAIS	ROXANNE	Teacher-Cont Lang & Literacy	MURKLAND	77,482
2300-512903	1	BOUZAN	MAUREEN	Teacher-Cont Lang & Literacy	PAWTUCKET MEMORIAL	56,454
2300-512903	1	HARLAND	MICHELLE	Teacher-Cont Lang & Literacy	REILLY	80,035
2300-512903	1	HENNESSEY	JOYCE	Teacher-Cont Lang & Literacy	ROGERS	78,622
2300-512903	1	MANISCALCO	LISA	Teacher-Cont Lang & Literacy	SHAUGHNESSY	55,609
2300-512903	1	COTE	KATHLEEN	Teacher-Content Literacy	BAILEY	70,825
2300-512903	1	LUCAS	LAUREN	Teacher-Content Literacy	BARTLETT	76,730
2300-512903	1	KULESZA	ELIZABETH	Teacher-Content Literacy	GREENHALGE	80,035
2300-512903	1	COMTOIS	MARCIE	Teacher-Content Literacy	WASHINGTON	78,337
2300-512903	1	PLUNKETT	JOHN	Teacher-ELA	BRIDGE	60,500
2300-512903	1	GOYETTE	DEANNA	Teacher-ELA	BUTLER	47,694
2300-512903	1	BELL	COURTNEY	Teacher-ELA	CAREER ACADEMY	54,351
2300-512903	1	CULLINAN	DARCY	Teacher-ELA	BRIDGE	64,704
2300-512903	1	RZEPALA	MARTHA	Teacher-ELA	LOWELL HIGH	74,626
2300-512903	1	SCHULTZ	KRISTEN	Teacher-ELA	LOWELL HIGH	70,825
2300-512903	1	WILLIAMS	PATRICIA	Teacher-ELA	LOWELL HIGH	58,556
2300-512903	1	FRASER	JENNIFER	Teacher-ELA	ROBINSON	54,351
2300-512903	1	ROBINSON	JESSICA	Teacher-ELA	ROBINSON	63,451
2300-512903	1	SARGENT	DANIEL	Teacher-ELA	ROBINSON	67,655
2300-512903	1	STEC	JILL	Teacher-ELA	ROBINSON	77,482
2300-512903	1	THEMELIS	KIMBERLY	Teacher-ELA	ROBINSON	79,373
2300-512903	1	BRUNELAS	GINA	Teacher-ELA	STOKLOSA	75,783
2300-512903	1	VACANT	VACANT	Teacher-ELA	STOKLOSA	50,000
2300-512903	1	MCCARTHY	LYNNE	Teacher-ELA	SULLIVAN	86,823
2300-512903	1	SMITH	PATRICIA	Teacher-ELA	SULLIVAN	76,730
2300-512903	1	ROY	JOLANE	Teacher-ELA	WANG	82,253
2300-512903	1	SILVA	STEPHEN	Teacher-ELA	WANG	64,704
2300-512903	1	MORIARTY	KATIE	Teacher-ELA/Social Studies	WANG	76,730
2300-512903	1	VERZONE	JACQUELINE	Teacher-ELA-Science	LOWELL HIGH	54,351
2300-512903	1	RICHARDS	PAMELA	Teacher-ELA-Soc.Studies	CARDINAL O'CONNELL	81,928
2300-512903	1	MURPHY	KAREN	Teacher-ELA-Soc.Studies	STOKLOSA	80,514
2300-512903	1	SILK	SUSAN	Teacher-English	ADULT EDUCATION	83,820
2300-512903	1	GEORGE	RHEANNA	Teacher-English	BARTLETT	65,456

Lowell Public Schools  
FY 2018 Staff Salary Book

Positions Listed by  
School Location

Account #	FTE	Last Name	First Name	Position	School	2017-18 Salary
2300-512903	1	LEBLANC	CHANTAL	Teacher-English	BARTLETT	55,609
2300-512903	1	MACDONALD	JENNIFER	Teacher-English	BUTLER	84,931
2300-512903	1	SURETTE	DEVAN	Teacher-English	BUTLER	59,654
2300-512903	1	TAPIA	JINEYDA	Teacher-English	BUTLER	71,344
2300-512903	1	VACANT	VACANT	Teacher-English	CARDINAL O'CONNELL	50,000
2300-512903	1	HICKEY	CHRISTOPHER	Teacher-English	CAREER ACADEMY	76,730
2300-512903	1	BOHL	CAROLYN	Teacher-English	DALEY	76,730
2300-512903	1	FONTAINE	MELISSA	Teacher-English	DALEY	76,730
2300-512903	1	MCGRATH	ERIN	Teacher-English	DALEY	84,931
2300-512903	1	APOSTOLOS	ELENA	Teacher-English	LOWELL HIGH	83,039
2300-512903	1	BAUER	KENDRA	Teacher-English	LOWELL HIGH	81,928
2300-512903	1	BEAUCHESNE	BRIGITTE	Teacher-English	LOWELL HIGH	83,820
2300-512903	1	BERARD	DARRIN	Teacher-English	LOWELL HIGH	78,622
2300-512903	1	BUNKARTAS	JEFFREY	Teacher-English	LOWELL HIGH	78,622
2300-512903	1	CARON	LYNDSAY	Teacher-English	LOWELL HIGH	61,753
2300-512903	1	CENTOLA	STACY	Teacher-English	LOWELL HIGH	77,482
2300-512903	1	CONNELLY	NANCY	Teacher-English	LOWELL HIGH	79,373
2300-512903	1	DESCHENEUX	ERNEST	Teacher-English	LOWELL HIGH	87,628
2300-512903	1	DUBE	KATIE	Teacher-English	LOWELL HIGH	76,730
2300-512903	1	FRANCOEUR	PAUL	Teacher-English	LOWELL HIGH	86,459
2300-512903	1	GABOR	TRICIA	Teacher-English	LOWELL HIGH	80,035
2300-512903	1	GIORDANO	ANTHONY	Teacher-English	LOWELL HIGH	75,031
2300-512903	1	HOFFMAN	JACQUELINE	Teacher-English	LOWELL HIGH	55,609
2300-512903	1	KEEFE	MARK	Teacher-English	LOWELL HIGH	76,730
2300-512903	1	KEEFE	KATHLEEN	Teacher-English	LOWELL HIGH	77,482
2300-512903	1	LEAHY	AMANDA	Teacher-English	LOWELL HIGH	61,753
2300-512903	1	MARTINEZ	MEGAN	Teacher-English	LOWELL HIGH	76,730
2300-512903	1	MCDONOUGH	GREGORY	Teacher-English	LOWELL HIGH	76,730
2300-512903	1	MORIARTY	MAGGIE	Teacher-English	LOWELL HIGH	61,753
2300-512903	1	MURPHY	NANCY	Teacher-English	LOWELL HIGH	86,823
2300-512903	1	NORTHRUP	WILLIAM	Teacher-English	LOWELL HIGH	76,730
2300-512903	1	PATRICK	JOHN	Teacher-English	LOWELL HIGH	76,730
2300-512903	1	RILEY	SUZANNE	Teacher-English	LOWELL HIGH	77,482
2300-512903	1	STANFORD	DEANNA	Teacher-English	LOWELL HIGH	77,482
2300-512903	1	VOLANTE	KRISTIE	Teacher-English	LOWELL HIGH	76,730
2300-512903	1	VOGEL	TIFFANY	Teacher-English	PYNE JOSEPH G	60,500
2300-512903	1	ALLEN	TADD	Teacher-English	ROBINSON	51,900



Lowell Public Schools  
FY 2018 Staff Salary Book

Positions Listed by  
School Location

Account #	FTE	Last Name	First Name	Position	School	2017-18 Salary
2300-512903	1	CONNERS	PHILIP	Teacher-English	STOKLOSA	78,622
2300-512903	1	HARDING	GEORGE	Teacher-English	STOKLOSA	78,213
2300-512903	1	ROURKE	PAUL	Teacher-English	STOKLOSA	67,655
2300-512903	1	ROTHSCHILD	KAREN	Teacher-English	SULLIVAN	80,117
2300-512903	1	KOWALSKI	MELANIE	Teacher-Reading	LINCOLN	78,622
2300-512903	1	PAPPATHAN	PATRICIA	Teacher-Reading	MOODY	75,031
2300-512903	1	BEAUVAIS	KATHY	Teacher-Reading	MURKLAND	85,073
2300-512903	1	SUNDERLAND	DENISE	Teacher-Reading	PAWTUCKET MEMORIAL	85,724
2300-512903	1	KERR	DEBORAH	Teacher-Reading	PYNE JOSEPH G	82,419
2300-512903	1	JOHNSON	DEBORAH	Teacher-Reading	SULLIVAN	75,783
2300-512903	1	ROBINSON	PATRICIA	Teacher-Reading	WANG	83,820
2300-512903	-2	VACANT	VACANT	Teacher-Reading	SULLIVAN	(100,000)
	83					6,153,830

Lowell Public Schools  
FY 2018 Staff Salary Book

Positions Listed by  
School Location

Account #	FTE	Last Name	First Name	Position	School	2017-18 Salary
2300-512903	1	AMEDURI	JEANNINE	Teacher-Foreign Language	LOWELL HIGH	75,031
2300-512903	1	ARHUIDESE	RAPHAEL	Teacher-Foreign Language	LOWELL HIGH	74,648
2300-512903	1	ARWE	MICHAEL	Teacher-Foreign Language	LOWELL HIGH	87,933
2300-512903	1	BOOTS	ROBIN	Teacher-Foreign Language	LOWELL HIGH	85,724
2300-512903	1	DECARVALHO	JULIO	Teacher-Foreign Language	LOWELL HIGH	89,826
2300-512903	1	DELGADO	AMARILIS	Teacher-Foreign Language	LOWELL HIGH	78,622
2300-512903	1	DONAGHEY	WILLIAM	Teacher-Foreign Lang Span	LOWELL HIGH	84,323
2300-512903	1	DURKIN	KATHLEEN	Teacher-Foreign Language	LOWELL HIGH	81,265
2300-512903	1	DYSON	MARYANN	Teacher-Foreign Language	LOWELL HIGH	78,213
2300-512903	1	KOWALSKI	EVA	Teacher-Foreign Language	LOWELL HIGH	91,730
2300-512903	1	POPESCU	DORIAN	Teacher-Foreign Language	LOWELL HIGH	68,061
2300-512903	1	PRAK	CHENDA	Teacher-Foreign Language	LOWELL HIGH	67,138
2300-512903	1	PRUM	SENG	Teacher-Foreign Language	LOWELL HIGH	78,213
2300-512903	1	QUILES	RAFAEL	Teacher-Foreign Lang Span	LOWELL HIGH	72,928
2300-512903	1	SMITH	ERICA	Teacher-Foreign Language	LOWELL HIGH	79,373
2300-512903	1	SO	PAN	Teacher-Foreign Language	LOWELL HIGH	84,323
2300-512903	1	VACANT	VACANT	Teacher-Foreign Language	LOWELL HIGH	50,000
	17					1,327,354

Lowell Public Schools  
FY 2018 Staff Salary Book

Positions Listed by  
School Location

Account #	FTE	Last Name	First Name	Position	School	2017-18 Salary
2300-512903	1	FERRI	STEVEN	Teacher-Business Ed	LOWELL HIGH	79,373
2300-512903	1	MCCABE	MICHAEL	Teacher-Business Ed	LOWELL HIGH	76,308
2300-512903	1	MCNAMARA	JILL	Teacher-Business Ed	LOWELL HIGH	88,727
2300-512903	1	TAYLOR	JACQUELINE	Teacher-Business Ed	LOWELL HIGH	83,820
2300-512903	1	TAYLOR	WAYNE	Teacher-Business Ed	LOWELL HIGH	58,912
	5					387,141

Lowell Public Schools  
FY 2018 Staff Salary Book

Positions Listed by  
School Location

Account #	FTE	Last Name	First Name	Position	School	2017-18 Salary
2300-512903	1	FRANCOEUR	PAUL	Teacher Suspension In House	LOWELL HIGH	71,014
2300-512903	1	MCLEOD	MICHAEL	Teacher Suspension In House	LOWELL HIGH	71,344
	2					142,359

Lowell Public Schools  
FY 2018 Staff Salary Book

Positions Listed by  
School Location

Account #	FTE	Last Name	First Name	Position	School	2017-18 Salary
2300-512903	1	OUNG	VONG	Teacher-Native Language Support Teacher	STOKLOSA	82,419

Lowell Public Schools  
FY 2018 Staff Salary Book

Positions Listed By  
Budget Book Location

Account #	FTE	Last Name	First Name	Position	School	2017-18 Salary
2300-512958	1	ARUTUNIAN	CAROL	ParaProfessional	Bailey Elementary School	26,683
2300-512958	1	CAIAZZA	MARIANNE	ParaProfessional	Bailey Elementary School	19,983
2300-512958	1	DRAPER	SUSAN	ParaProfessional	Bailey Elementary School	34,052
2300-512958	1	FORTIER	SUSAN	ParaProfessional	Bailey Elementary School	32,388
2300-512958	1	MACINNIS	KRISTINE	ParaProfessional	Bailey Elementary School	24,462
2300-512958	1	PELLAND	SUSANNE	ParaProfessional	Bailey Elementary School	33,218
2300-512958	1	RAVICHANDRAN	KOUSALYA	ParaProfessional	Bailey Elementary School	23,075
2300-512958	1	RODRIGUEZ	GUSTAVO	ParaProfessional	Bailey Elementary School	27,355
2300-512958	1	ROSA	DENNIS	ParaProfessional	Bailey Elementary School	34,607
2300-512958	1	SNEAD	JOANN	ParaProfessional	Bailey Elementary School	21,924
2300-512958	1	AGOSTO	BERNADETTE	ParaProfessional	Bartlett Community Partnership	33,288
2300-512958	1	BROGAN	PATRICIA	ParaProfessional	Bartlett Community Partnership	33,218
2300-512958	1	HERNANDEZ	ELIANETH	ParaProfessional	Bartlett Community Partnership	23,766
2300-512958	1	JONES	DOREEN	ParaProfessional	Bartlett Community Partnership	31,554
2300-512958	1	LORD	BARBARA	ParaProfessional	Bartlett Community Partnership	29,958
2300-512958	1	MCGEE	CHERYL	ParaProfessional	Bartlett Community Partnership	31,554
2300-512958	1	ROMAN	MARLENE	ParaProfessional	Bartlett Community Partnership	24,644
2300-512958	1	VACANT	VACANT	ParaProfessional	Bartlett Community Partnership	20,340
2300-512958	1	CHHIM	DOUNGSEREY	ParaProfessional	Butler Middle School	33,983
2300-512958	1	COLON	GERALDYNE	ParaProfessional	Butler Middle School	33,983
2300-512958	1	HORM	THYDA	ParaProfessional	Butler Middle School	31,555
2300-512958	1	PAQUIN-MARQUEZ	MARY	ParaProfessional	Butler Middle School	29,958
2300-512958	1	ROCHELEAU	AUBREY	ParaProfessional	Butler Middle School	27,355
2300-512958	1	TANGUAY	KAREN	ParaProfessional	Butler Middle School	33,150
2300-512958	1	AL-MOAZAN	NAHLA	ParaProfessional	Daley Middle School	27,355
2300-512958	1	CLAFFIE	BETH	ParaProfessional	Daley Middle School	27,355
2300-512958	1	CREGG	ELLEN	ParaProfessional	Daley Middle School	32,389
2300-512958	1	TEAGUE	PATRICIA	ParaProfessional	Daley Middle School	30,789
2300-512958	1	THOMAS	EMELINE	ParaProfessional	Daley Middle School	27,355
2300-512958	1	BERARD	SUSAN	ParaProfessional	Greenhalge Elementary School	35,439
2300-512958	1	CHHOENG	SAHARISAH	ParaProfessional	Greenhalge Elementary School	33,842
2300-512958	1	FARLEY	KRISTEN	ParaProfessional	Greenhalge Elementary School	23,346
2300-512958	1	FINCH	BRENDA	ParaProfessional	Greenhalge Elementary School	25,057
2300-512958	1	FLOOD	ROSELYN	ParaProfessional	Greenhalge Elementary School	31,554
2300-512958	1	FRECHETTE	AMY	ParaProfessional	Greenhalge Elementary School	30,091
2300-512958	1	LAWLOR	LOYCE	ParaProfessional	Greenhalge Elementary School	27,355
2300-512958	1	MCGRATH	CHRISTA	ParaProfessional	Greenhalge Elementary School	34,884
2300-512958	1	NOTINI	EMMA	ParaProfessional	Greenhalge Elementary School	25,058

Lowell Public Schools  
FY 2018 Staff Salary Book

Positions Listed By  
Budget Book Location

2300-512958	1	SACHETTA	SUSAN	ParaProfessional	Greenhalge Elementary School	31,623
2300-512958	1	SHAW	NANCY	ParaProfessional	Greenhalge Elementary School	29,577
2300-512958	1	THOMPSON	STEPHANIE	ParaProfessional	Greenhalge Elementary School	27,355
2300-512958	1	AZEVEDO	MARIA	ParaProfessional	Lincoln Elementary School	34,746
2300-512958	1	COLON	AIDE	ParaProfessional	Lincoln Elementary School	33,773
2300-512958	1	COTE	DEBRA	ParaProfessional	Lincoln Elementary School	33,150
2300-512958	1	DAIGLE	NANCY	ParaProfessional	Lincoln Elementary School	30,878
2300-512958	1	DUCHARME	RENE	ParaProfessional	Lincoln Elementary School	34,607
2300-512958	1	HUNTER	LINDA	ParaProfessional	Lincoln Elementary School	33,150
2300-512958	1	LANDRY	GAYLE	ParaProfessional	Lincoln Elementary School	34,816
2300-512958	1	RYAN	PATRICIA	ParaProfessional	Lincoln Elementary School	34,815
2300-512958	1	SILVA	ANA	ParaProfessional	Lincoln Elementary School	33,218
2300-512958	1	TOOMAJANIAN	DIANE	ParaProfessional	Lincoln Elementary School	29,958
2300-512958	1	HARTNETT	CHARLES	ParaProfessional	Lowell High School	32,146
2300-512958	1	MURPHY	DONNA	ParaProfessional	Lowell High School	30,576
2300-512958	1	VACANT	VACANT	ParaProfessional	Lowell High School	20,340
2300-512958	1	ANDERSON	PAIGE	ParaProfessional	McAuliffe Elementary School	25,058
2300-512958	1	BARR	THERESA	ParaProfessional	McAuliffe Elementary School	27,355
2300-512958	1	BOWEN	RACHEL	ParaProfessional	McAuliffe Elementary School	25,057
2300-512958	1	CARRASCO	MYRNA	ParaProfessional	McAuliffe Elementary School	33,150
2300-512958	1	CRUZ	YADARIS	ParaProfessional	McAuliffe Elementary School	20,697
2300-512958	1	DE LA CRUZ	YOLANDA	ParaProfessional	McAuliffe Elementary School	37,244
2300-512958	1	DEJESUS	ZAIDA	ParaProfessional	McAuliffe Elementary School	21,184
2300-512958	1	MORALES	ADRIANA	ParaProfessional	McAuliffe Elementary School	20,697
2300-512958	1	SARGENT	CAROLE	ParaProfessional	McAuliffe Elementary School	32,388
2300-512958	1	SWANSON	ALYSSA	ParaProfessional	McAuliffe Elementary School	21,924
2300-512958	1	ANDERSON	SAMUEL	ParaProfessional	McAvinnue Elementary School	20,340
2300-512958	1	COLLINS	BEVERLY	ParaProfessional	McAvinnue Elementary School	33,288
2300-512958	1	DESCHENES	MICHELLE	ParaProfessional	McAvinnue Elementary School	31,554
2300-512958	1	FLYNN	MARY	ParaProfessional	McAvinnue Elementary School	34,746
2300-512958	1	FOSSE	CYNTHIA	ParaProfessional	McAvinnue Elementary School	27,355
2300-512958	1	LARRY	KATHRYN	ParaProfessional	McAvinnue Elementary School	35,439
2300-512958	1	LAUREANNO	TERRI	ParaProfessional	McAvinnue Elementary School	34,884
2300-512958	1	OBDENS	REBECCA	ParaProfessional	McAvinnue Elementary School	26,867
2300-512958	1	RIVERA	ELY	ParaProfessional	McAvinnue Elementary School	31,554
2300-512958	1	VACANT	VACANT	ParaProfessional	McAvinnue Elementary School	21,800
2300-512958	1	CONOVER	KATHRYN	ParaProfessional	Moody Elementary School	30,878
2300-512958	1	GODWARD	ALEXANDRA	ParaProfessional	Moody Elementary School	25,057
2300-512958	1	HOOD	KENNETH	ParaProfessional	Moody Elementary School	21,251

Lowell Public Schools  
FY 2018 Staff Salary Book

Positions Listed By  
Budget Book Location

2300-512958	1	KING	STACEY	ParaProfessional	Moody Elementary School	31,528
2300-512958	1	MARTIN	MARY	ParaProfessional	Moody Elementary School	25,057
2300-512958	1	MENEZES	SUSANA	ParaProfessional	Moody Elementary School	33,288
2300-512958	1	RYDER	LISA	ParaProfessional	Moody Elementary School	29,958
2300-512958	1	SARMENTO	TARA	ParaProfessional	Moody Elementary School	24,757
2300-512958	1	WINER	MARCY	ParaProfessional	Moody Elementary School	30,878
2300-512958	1	BRUNELLE	DEBRA	ParaProfessional	Morey Elementary School	33,218
2300-512958	1	CLANCY	REGINA	ParaProfessional	Morey Elementary School	24,918
2300-512958	1	DEIGNAN	SOUPHAN	ParaProfessional	Morey Elementary School	33,773
2300-512958	1	DERWINIS	MARYBETH	ParaProfessional	Morey Elementary School	34,884
2300-512958	1	DIAZ	YOLANDA	ParaProfessional	Morey Elementary School	27,733
2300-512958	1	DUCHARME	DIANE	ParaProfessional	Morey Elementary School	33,288
2300-512958	1	FREEMAN	RUTH	ParaProfessional	Morey Elementary School	34,747
2300-512958	1	LANNON	LAUREN	ParaProfessional	Morey Elementary School	33,218
2300-512958	1	MORRIS	PATRICIA	ParaProfessional	Morey Elementary School	32,458
2300-512958	1	MORRIS	ASHLEY	ParaProfessional	Morey Elementary School	27,355
2300-512958	1	OTERO	FERNANDA	ParaProfessional	Morey Elementary School	30,878
2300-512958	1	TEVEPAUGH	DONNA	ParaProfessional	Morey Elementary School	33,150
2300-512958	1	VILLINEAU	CAROL	ParaProfessional	Morey Elementary School	32,180
2300-512958	1	WELLS	KATHLEEN	ParaProfessional	Morey Elementary School	27,355
2300-512958	1	BERGERON	ROSE MARIE	ParaProfessional	Murkland Elementary School	33,218
2300-512958	1	HUYNH	SAVUTH	ParaProfessional	Murkland Elementary School	34,884
2300-512958	1	KEMP	JENNA	ParaProfessional	Murkland Elementary School	22,432
2300-512958	1	KOPICKO	KIM	ParaProfessional	Murkland Elementary School	25,058
2300-512958	1	MEEHAN	JANET	ParaProfessional	Murkland Elementary School	34,607
2300-512958	1	PROVENCHER	TERESA	ParaProfessional	Murkland Elementary School	22,412
2300-512958	1	SABETTI	STEPHANIE	ParaProfessional	Murkland Elementary School	21,184
2300-512958	1	SOUM	SAMBATH	ParaProfessional	Murkland Elementary School	34,884
2300-512958	1	YIM	MONIQUE	ParaProfessional	Murkland Elementary School	31,555
2300-512958	1	VACANT	VACANT	ParaProfessional	Murkland Elementary School	20,340
2300-512958	1	CONNER	KATHLEEN	ParaProfessional	Pawtucketville Memorial Elementary Sc	30,878
2300-512958	1	COTE	CORALIE	ParaProfessional	Pawtucketville Memorial Elementary Sc	20,340
2300-512958	1	GREENE	PATRICIA	ParaProfessional	Pawtucketville Memorial Elementary Sc	31,554
2300-512958	1	MENDONCA	TAYLOR	ParaProfessional	Pawtucketville Memorial Elementary Sc	27,355
2300-512958	1	PRESCOTT	LISA	ParaProfessional	Pawtucketville Memorial Elementary Sc	32,179
2300-512958	1	TRUDEL	ANN	ParaProfessional	Pawtucketville Memorial Elementary Sc	31,554
2300-512958	1	WALSH	KELLY	ParaProfessional	Pawtucketville Memorial Elementary Sc	37,104
2300-512958	1	WHITNEY	NICOLE	ParaProfessional	Pawtucketville Memorial Elementary Sc	25,057
2300-512958	1	CAHILL	DENNIS	ParaProfessional	Pyne Arts Magnet School	36,481



Lowell Public Schools  
FY 2018 Staff Salary Book

Positions Listed By  
Budget Book Location

2300-512958	1	DESCOTEAUX	PAMELA	ParaProfessional	Pyne Arts Magnet School	29,958
2300-512958	1	HUERTAS	HILDA	ParaProfessional	Pyne Arts Magnet School	33,773
2300-512958	1	LEMAY	DOREEN	ParaProfessional	Pyne Arts Magnet School	31,623
2300-512958	1	MCLAUGHLIN	ROJEAN	ParaProfessional	Pyne Arts Magnet School	29,958
2300-512958	1	PANAGOPOULOS	ANTHE	ParaProfessional	Pyne Arts Magnet School	27,355
2300-512958	1	STANCHEVA	VARVARA	ParaProfessional	Pyne Arts Magnet School	30,878
2300-512958	1	VAUGHAN	DOREEN	ParaProfessional	Pyne Arts Magnet School	29,958
2300-512958	1	VACANT	VACANT	ParaProfessional	Pyne Arts Magnet School	20,340
2300-512958	1	ANDERSON	ELIZABETH	ParaProfessional	Reilly Elementary School	29,958
2300-512958	1	GILES	NATALIA	ParaProfessional	Reilly Elementary School	25,057
2300-512958	1	LABRECQUE	LISA	ParaProfessional	Reilly Elementary School	26,326
2300-512958	1	MCARDLE	MARTHA	ParaProfessional	Reilly Elementary School	34,884
2300-512958	1	MCMANUS	AMY	ParaProfessional	Reilly Elementary School	25,057
2300-512958	1	VACANT	VACANT	ParaProfessional	Reilly Elementary School	20,340
2300-512958	1	REYES	AIDA	ParaProfessional	Reilly Elementary School	31,623
2300-512958	1	RUSHTON	SUSAN	ParaProfessional	Reilly Elementary School	33,150
2300-512958	1	RUSHTON	CAROL	ParaProfessional	Reilly Elementary School	34,746
2300-512958	1	SEPE	MICHELE	ParaProfessional	Reilly Elementary School	34,052
2300-512958	1	SYED	SAJADA	ParaProfessional	Reilly Elementary School	33,289
2300-512958	1	TZELIAS	ALEXANDRA	ParaProfessional	Reilly Elementary School	34,884
2300-512958	1	BILODEAU	MAUREEN	ParaProfessional	Robinson Middle School	34,747
2300-512958	1	DELESDERNIER	SUZANNE	ParaProfessional	Robinson Middle School	30,878
2300-512958	1	DELGADO	JOYCELIANNIE	ParaProfessional	Robinson Middle School	20,697
2300-512958	1	GRAHAM	GRACE	ParaProfessional	Robinson Middle School	33,218
2300-512958	1	SHIELDS	DIANE	ParaProfessional	Robinson Middle School	34,884
2300-512958	1	STINSON	CHERYL	ParaProfessional	Robinson Middle School	34,816
2300-512958	1	ABDULHUSSIEN	MAJID	ParaProfessional	Rogers STEM Academy	27,355
2300-512958	1	ARSENIOW	ROBIN	ParaProfessional	Rogers STEM Academy	33,218
2300-512958	1	BALL	CYNTHIA	ParaProfessional	Rogers STEM Academy	27,355
2300-512958	1	BARRY	MAXINE	ParaProfessional	Rogers STEM Academy	25,058
2300-512958	1	CARNEY	LAURIE	ParaProfessional	Rogers STEM Academy	26,631
2300-512958	1	DALTON	MICHELLE	ParaProfessional	Rogers STEM Academy	27,355
2300-512958	1	MERRILL	SHARON	ParaProfessional	Rogers STEM Academy	25,057
2300-512958	1	ORTIZ	SAMARA	ParaProfessional	Rogers STEM Academy	30,789
2300-512958	1	RUSHDI	HIND	ParaProfessional	Rogers STEM Academy	19,983
2300-512958	1	TRULL	VICTORIA	ParaProfessional	Rogers STEM Academy	25,058
2300-512958	1	VACANT	VACANT	ParaProfessional	Rogers STEM Academy	20,340
2300-512958	1	BRODEUR	GAIL	ParaProfessional	Shaughnessy Elementary School	35,370
2300-512958	1	CARMODY	CATHERINE	ParaProfessional	Shaughnessy Elementary School	33,288

Lowell Public Schools  
FY 2018 Staff Salary Book

Positions Listed By  
Budget Book Location

2300-512958	1	DEROSA	KERRI	ParaProfessional	Shaughnessy Elementary School	25,058
2300-512958	1	MAZZONE	TERESA	ParaProfessional	Shaughnessy Elementary School	32,388
2300-512958	1	MONAHAN	MELYSSA	ParaProfessional	Shaughnessy Elementary School	29,577
2300-512958	1	DAVIS	KENNETH	ParaProfessional	Stoklosa Middle School	30,878
2300-512958	1	FALL	REBECCA	ParaProfessional	Stoklosa Middle School	27,355
2300-512958	1	LEAL SALLES	MALINDA	ParaProfessional	Stoklosa Middle School	30,789
2300-512958	1	ROWE	NANCY	ParaProfessional	Stoklosa Middle School	33,218
2300-512958	1	SADLIER	ELINOR	ParaProfessional	Stoklosa Middle School	34,884
2300-512958	1	CANDELARIA	IRIS	ParaProfessional	Sullivan Middle School	32,458
2300-512958	1	FERNSTEN	MARCIA	ParaProfessional	Sullivan Middle School	30,878
2300-512958	1	GRIFFIN	HEIDI	ParaProfessional	Sullivan Middle School	30,878
2300-512958	1	PHILLIPS	ELIZABETH	ParaProfessional	Sullivan Middle School	27,733
2300-512958	1	SHEA	MARY	ParaProfessional	Sullivan Middle School	29,958
2300-512958	1	PEDROSA	ALVIN	ParaProfessional	Wang Middle School	25,665
2300-512958	1	PELTON	JEFFREY	ParaProfessional	Wang Middle School	25,058
2300-512958	1	TZELIAS	MARY	ParaProfessional	Wang Middle School	30,878
2300-512958	1	BALSAMO	JUANITA	ParaProfessional	Washington Elementary School	35,369
2300-512958	1	BOWLES	PAMELA	ParaProfessional	Washington Elementary School	31,554
2300-512958	1	CHAN	STACY	ParaProfessional	Washington Elementary School	27,355
2300-512958	1	FLYNN	SUSAN	ParaProfessional	Washington Elementary School	33,218
2300-512958	1	REILLY	CATHERINE	ParaProfessional	Washington Elementary School	30,789
2300-512958	1	WILLIAMS	DANYL	ParaProfessional	Washington Elementary School	27,279
177						5,226,634

Lowell Public Schools  
FY 2018 Staff Salary Book

Positions Listed by  
School Location

Account #	FTE	Last Name	First Name	Position	School	2017-18 Salary
2300-512903	1	LINCOLN	DIANE	Teacher-Art	BAILEY	81,265
2300-512903	1	PIEKOS	DENISE	Teacher-Art	BARTLETT	72,525
2300-512903	0.5	MORRISON	MARY	Teacher-Art	BRIDGE	27,175
2300-512903	1	BALLERINI	KATHLEEN	Teacher-Art	BUTLER	67,655
2300-512903	1	PIERCE	JEANNE	Teacher-Art	BUTLER	76,730
2300-512903	1	HUMPHREY	TARA	Teacher-Art	CARDINAL O'CONNELL	51,900
2300-512903	1	SODRE	STEPHANIE	Teacher-Art	DALEY	75,783
2300-512903	1	VACANT	VACANT	Teacher-Art	GREENHALGE	50,000
2300-512903	1	NOONAN-DESCOTEAUX	ERIN	Teacher-Art	LINCOLN	82,253
2300-512903	1	LEE	MARY	Teacher-Art	LOWELL HIGH	76,730
2300-512903	1	O'LEARY	M. FAYE	Teacher-Art	LOWELL HIGH	81,928
2300-512903	1	PERKINS	LISA	Teacher-Art	LOWELL HIGH	77,482
2300-512903	1	SHERIDAN	KATHLEEN	Teacher-Art	LOWELL HIGH	83,820
2300-512903	1	DIXON	CHRISTINA	Teacher-Art	MCAULIFFE	80,035
2300-512903	1	DESCOTEAUX	GREGORY	Teacher-Art	MCVINNUE	78,213
2300-512903	1	FALLON	COURTNEY	Teacher-Art	MOODY	70,825
2300-512903	1	DEMERS	LOLITA	Teacher-Art	MOREY	83,820
2300-512903	1	D'ANGELO	JULIA	Teacher-Art	MURKLAND	63,451
2300-512903	1	AMLASHI	ANNA	Teacher-Art	PAWTUCKET MEMORIAL	54,351
2300-512903	1	MILLER	JACQUELINE	Teacher-Art	PYNE JOSEPH G	85,724
2300-512903	1	SAYER	MAUREEN	Teacher-Art	REILLY	86,823
2300-512903	1	POLLARD	PATRICK	Teacher-Art	ROBINSON	76,730
2300-512903	1	MCATAMNEY	SARAH	Teacher-Art	ROGERS	71,344
2300-512903	1	LYSZ	NANCY	Teacher-Art	SHAUGHNESSY	82,253
2300-512903	1	BARKER	LYNNE	Teacher-Art	STOKLOSA	77,482
2300-512903	1	GIRAFFO	NICOLE	Teacher-Art	STOKLOSA	71,344
2300-512903	1	ANASTOPOULOS	MARK	Teacher-Art	SULLIVAN	81,265
2300-512903	1	SMITH	MICHAEL	Teacher-Art	SULLIVAN	78,213
2300-512903	1	MAGNUS	MARTA	Teacher-Art	WANG	75,783
2300-512903	1	MASENG	MARIE	Teacher-Art	WANG	61,753
2300-512903	1	MACPHAIL	LESLIE	Teacher-Art	WASHINGTON	86,823
2300-512903	1	VACANT	VACANT	Teacher-Art	ROBINSON	50,000
	31.5					2,321,480

Lowell Public Schools  
FY 2018 Staff Salary Book

Positions Listed by  
School Location

Account #	FTE	Last Name	First Name	Position	School	2017-18 Salary
2300-512903	1	DESCOTEAUX	SAMUEL	Teacher-Music	BAILEY	47,694
2300-512903	1	CRAWFORD	RACHEL	Teacher-Music	BARTLETT	76,730
2300-512903	1	FUGARINO	JOHN	Teacher-Music	BUTLER	78,622
2300-512903	1	JUSSAUME	PATRICIA	Teacher-Music	BUTLER	81,265
2300-512903	1	KEEFE	DAVID	Teacher-Instrumental Music	BUTLER	78,213
2300-512903	1	EIGHME	DONALD	Teacher-Music	CARDINAL O'CONNELL	67,138
2300-512903	1	CHAN-LAM	KARRIE	Teacher-Music	DALEY	88,326
2300-512903	1	ZABLOTSKY	ALEXANDRA	Teacher-Music	GREENHALGE	47,694
2300-512903	1	BREEN	OLIVIA	Teacher-Music	LINCOLN	60,500
2300-512903	1	BUSSIERE	BECKY	Teacher-Music	LOWELL HIGH	78,337
2300-512903	1	LUTZ	JAMES	Teacher-Music	LOWELL HIGH	78,337
2300-512903	1	VACANT	VACANT	Teacher-Music	LOWELL HIGH	50,000
2300-512903	1	SQUEGLIA	CHERYL	Teacher-Music	MCAULIFFE	85,724
2300-512903	1	VESPO	KIMBERLY	Teacher-Music	MCAVINNUE	64,704
2300-512903	1	COWART	VALERIE	Teacher-Music	MOODY	89,826
2300-512903	1	SHETLER	MARY	Teacher-Music	MOREY	81,265
2300-512903	1	MCLAUGHLIN	RITA	Teacher-Music	MURKLAND	83,169
2300-512903	1	KORAJCZYK	JOHN	Teacher-Instrumental Music	DALEY	82,419
2300-512903	1	KNIGHT	JESSICA	Teacher-Music	PAWTUCKET MEMORIAL	57,551
2300-512903	1	JONES	WILLIE	Teacher-Music	PYNE JOSEPH G	47,694
2300-512903	1	ORTEGA	KATHERINE	Teacher-Music	REILLY	63,451
2300-512903	1	LEUNG	CHAN-MING	Teacher-Music	ROBINSON	80,514
2300-512903	1	GARRY-DURAND	CATHLEEN	Teacher-Music	ROGERS	86,823
2300-512903	1	REILLY	KEVIN	Teacher-Music	SHAUGHNESSY	80,117
2300-512903	1	JOHNSTON	CYNTHIA	Teacher-Music	STOKLOSA	67,655
2300-512903	1	WARNICK	STEPHEN	Teacher-Music	STOKLOSA	86,823
2300-512903	1	BUCKLEY	ERIC	Teacher-Music	SULLIVAN	78,621
2300-512903	1	ROBICHAUD	JESSE	Teacher-Music	SULLIVAN	60,500
2300-512903	1	GRADY	KELLIANNE	Teacher-Music	WANG	73,965
2300-512903	1	NEARY	PATRICIA	Teacher-Music	WANG	80,117
2300-512903	1	KATZ	LAURA	Teacher-Music	WASHINGTON	71,344
2300-512903	1	VACANT	VACANT	Teacher-Music	ROBINSON	50,000
	32					2,305,141

Lowell Public Schools  
FY 2018 Staff Salary Book

Positions Listed by  
School Location

Account #	FTE	Last Name	First Name	Position	School	2017-18 Salary
2300-512903	1	BUBANAS	ROSE	Teacher-Dance	LOWELL HIGH	75,031
2300-512903	1	MCHUGH	HEATHER	Teacher-Dance	LOWELL HIGH	57,551
	2					132,582
2300-512903	1	ROSE	STEVEN	Teacher-Drama	PYNE JOSEPH G	80,514

Lowell Public Schools  
FY 2018 Staff Salary Book

Positions Listed by  
School Location

Account #	FTE	Last Name	First Name	Position	School	2017-18 Salary
2300-512903	1	CROWLEY	KATHLEEN	Teacher-Health	LOWELL HIGH	71,344
2300-512903	1	GAISSL	STEPHANIE	Teacher-Health	STOKLOSA	57,551
2300-512903	1	GOLAS	CLAIRE	Teacher-Health	DALEY	88,727
2300-512903	1	HEITZMAN	TIMOTHY	Teacher-Health	LOWELL HIGH	76,308
2300-512903	1	MELLONAKOS	JOHN	Teacher-Health	LOWELL HIGH	85,073
2300-512903	1	NARDONI	KATHERINE	Teacher-Health	LOWELL HIGH	82,419
2300-512903	1	O'CONNOR	DENISE	Teacher-Health	LOWELL HIGH	80,514
2300-512903	1	BARRY	BRIAN	Teacher-Physical Ed	LOWELL HIGH	81,341
2300-512903	1	BOYLE	SCOTT	Teacher-Physical Ed	BUTLER	78,622
2300-512903	1	BULLOCK	RANDALL	Teacher-Physical Ed	DALEY	76,308
2300-512903	1	CASEY	SEAN	Teacher-Physical Ed	PAWTUCKET MEMORIAL	75,031
2300-512903	1	CHU	LISA	Teacher-Physical Ed	CARDINAL O'CONNELL	61,753
2300-512903	1	CROWLEY	CHRISTOPHER	Teacher-Physical Ed	MOREY	80,514
2300-512903	1	CROWLEY	MICHAEL	Teacher-Physical Ed	ROBINSON	85,724
2300-512903	1	DONAHUE	WILLIAM	Teacher-Physical Ed	LOWELL HIGH	74,417
2300-512903	1	FARLEY	THOMAS	Teacher-Physical Ed	BUTLER	78,622
2300-512903	1	FLABOURIS	SOPHIA	Teacher-Physical Ed	STOKLOSA	67,138
2300-512903	1	GRAHAM	DANIEL	Teacher-Physical Ed	LOWELL HIGH	76,730
2300-512903	1	GUTHRIE	MARIKAY	Teacher-Physical Ed	LINCOLN	88,727
2300-512903	1	HALL	KERRY	Teacher-Physical Ed	PYNE JOSEPH G	67,655
2300-512903	1	HILL	NANCY	Teacher-Physical Ed	ROBINSON	78,622
2300-512903	1	KATTAR	LISA	Teacher-Physical Ed	WANG	81,265
2300-512903	1	KEEGAN	KRISTINA	Teacher-Physical Ed	LOWELL HIGH	67,655
2300-512903	1	LANDRY	MEGAN	Teacher-Physical Ed	DALEY	75,031
2300-512903	1	MAHONEY	JOHN	Teacher-Physical Ed	WANG	78,213
2300-512903	1	MCCARTHY	PAUL	Teacher-Physical Ed	LOWELL HIGH	82,419
2300-512903	1	MCCARTY	SHAUN	Teacher-Physical Ed	LOWELL HIGH	84,931
2300-512903	1	MCMANMON	MELANIE	Teacher-Physical Ed	BAILEY	79,373
2300-512903	1	NEGRON	GABRIEL	Teacher-Physical Ed	ROBINSON	78,213
2300-512903	1	NETISHEN	ELLEN	Teacher-Physical Ed	MOODY	85,724
2300-512903	1	NOBREGA	JESSICA	Teacher-Physical Ed	ROGERS	88,727
2300-512903	1	OTERO	MEARA	Teacher-Physical Ed	LOWELL HIGH	83,039
2300-512903	1	OUELLET	KEVIN	Teacher-Physical Ed	GREENHALGE	76,730
2300-512903	1	OUELLET	SCOTT	Teacher-Physical Ed	LOWELL HIGH	81,928
2300-512903	1	PELLETIER	THOMAS	Teacher-Physical Ed	MCAVINNUE	87,628
2300-512903	1	PIGEON	KENNETH	Teacher-Physical Ed	BARTLETT	75,783
2300-512903	1	PLOTZKE	MARGO	Teacher-Physical Ed	LOWELL HIGH	50,000

Lowell Public Schools  
FY 2018 Staff Salary Book

Positions Listed by  
School Location

Account #	FTE	Last Name	First Name	Position	School	2017-18 Salary
2300-512903	1	RAMIREZ	KATHLEEN	Teacher-Physical Ed	GREENHALGE	78,213
2300-512903	1	ROGERS	SEAN	Teacher-Physical Ed	SHAUGHNESSY	76,308
2300-512903	1	RURAK	MARK	Teacher-Physical Ed	STOKLOSA	78,622
2300-512903	1	SHANAHAN	DANIEL	Teacher-Physical Ed	MCAULIFFE	75,031
2300-512903	1	SHEEHAN	KEVIN	Teacher-Physical Ed	SULLIVAN	83,820
2300-512903	1	SULLIVAN	BRIAN	Teacher-Physical Ed	REILLY	56,454
2300-512903	1	SWETT	PATRICK	Teacher-Physical Ed	LOWELL HIGH	84,931
2300-512903	1	TARINI	JENNIFER	Teacher-Physical Ed	SULLIVAN	81,928
2300-512903	1	VACANT	VACANT	Teacher-Physical Ed	MURKLAND	50,000
2300-512903	1	ZANANIRI	NABEEL	Teacher-Physical Ed	WASHINGTON	78,213
2300-512903	1	VACANT	VACANT	Teacher-Physical Ed	ROGERS	50,000
2300-512903	-1	VACANT	VACANT	Teacher-Physical Ed	LHS	(50,000)
	47					3,613,326

Lowell Public Schools  
FY 2018 Staff Salary Book

Positions Listed by  
School Location

Account #	FTE	Last Name	First Name	Position	School	2017-18 Salary
2300-512903	1	JOY	KEVIN	Teacher-Techology Ed	PYNE JOSEPH G	78,213
2300-512903	1	PINTA	NATALIE	Teacher-Techology Ed	SULLIVAN	55,609
2300-512903	1	WATTERSON	TERENCE	Teacher-Techology Ed	DALEY	81,265
	3					215,087



Lowell Public Schools  
FY 2018 Staff Salary Book

Positions Listed by  
School Location

Account #	FTE	Last Name	First Name	Position	School	2017-18 Salary
2300-512903	1	FAUVEL	BARBARA	Teacher-ITS (Computers)	DALEY	79,373
2300-512903	1	HAAS	KARA	Teacher-ITS (Computers)	BARTLETT	78,622
2300-512903	1	WOOD	MARY	Teacher-ITS (Computers)	PYNE JOSEPH G	80,035
2300-512903	1	VACANT	VACANT	Teacher-ITS (Computers)	WANG	50,000
	4					288,031

Lowell Public Schools  
FY 2018 Staff Salary Book

Positions Listed by  
Budget Book Location

Account #	FTE	Last Name	First Name	Position	School	2017-18
2450-512112	1	WILKINS	KARA	Instructional Tech Coordinator	Central Administration	80,828
2450-512112	1	SANTOS	ARTHUR	Instructional Tech Coordinator	Central Administration	89,910
2450-512112	1	ROBERTS	VERONIQUE	Instructional Tech Coordinator	Central Administration	80,829
2450-512112	1	PIRES	MALINDA	Instructional Tech Coordinator	Lowell High School	84,050
	4					335,616

Lowell Public Schools  
FY 2018 Staff Salary Book

Positons Listed by  
Budget Book Location

Account #	FTE	Last Name	First Name	Position	School	2017-18 Salary
2300-512110	1	CHEA	PHALA	Coordinator of ELL Programs	Curriculum Office	111,970
2300-512924	1	MONTROYA	DARMERY	Parent Liason	LHS	34,383

Lowell Public Schools  
FY 2018 Staff Salary Book

Positions Listed by  
School Location

Account #	FTE	Last Name	First Name	Position	School	2017-18 Salary
2300-512903	1	ANTOLINI	SUSAN	Teacher-Air Force ROTC	Lowell High School	42,142
2300-512903	1	CASILLI	KEVIN	Teacher-Air Force ROTC	Lowell High School	65,947
2300-512903	1	IRONFIELD	EILEEN	Teacher-Air Force ROTC	Lowell High School	36,521
2300-512903	1	SMITH	DAVID	Teacher-Air Force ROTC	Lowell High School	65,947
	4					210,557

Lowell Public Schools  
FY 2018 Staff Salary Book

Positions Listed by  
School Location

Account #	FTE	Last Name	First Name	Position	School	2017-18 Salary
2300-512903	1	BRASSARD	SUSAN	Teacher-Culinary Arts	LOWELL HIGH	58,556
2300-512903	1	MARCHAND	ADAM	Teacher-Culinary Arts	LOWELL HIGH	57,551
2300-512903	1	OVERLAN	MARGARET	Teacher-Culinary Arts	LOWELL HIGH	58,556
	3					174,664

Lowell Public Schools  
FY 2018 Staff Salary Book

Positions Listed by  
School Location

Account #	FTE	Last Name	First Name	Position	School	2017-18 Salary
2300-512903	1	CALIRI	CYNTHIA	Teacher Special Ed	BAILEY	85,724
2300-512903	1	KEEFE	COURTNEY	Teacher-Special Ed	BAILEY	54,351
2300-512903	1	ROMANOWSKY	ELLEN	Teacher-Special Ed	BAILEY	54,351
2300-512903	1	SIEGAL	JULIE	Teacher-Special Ed	BAILEY	47,694
2300-512903	1	WILMOTT-GRANT	LORNA	Teacher-Adjustment	SULLIVAN	86,823
2300-512903	1	BADESSA	CHRIS	Teacher-Special Ed	LOWELL HIGH	78,337
2300-512903	1	BEATON	BARBARA	Teacher-Special Ed	LOWELL HIGH	71,344
2300-512903	1	BROCHU	PAUL	Teacher-Special Ed	LOWELL HIGH	81,265
2300-512903	1	CARBONE	ALLYSON	Teacher-Special Ed	LOWELL HIGH	78,622
2300-512903	1	CIESLA	MELISSA	Teacher-Special Ed	LOWELL HIGH	75,031
2300-512903	1	JEDRASZEK	CAROLYN	Teacher-Special Ed	GREENHALGE	67,655
2300-512903	1	KEARNEY	SHARON	Teacher-Special Ed	GREENHALGE	76,308
2300-512903	1	KELLEHER	KAREN	Teacher-Special Ed	GREENHALGE	83,820
2300-512903	1	SAMPSON	CINDY	Teacher-SPED	GREENHALGE	78,622
2300-512903	1	DECKER	MARIA	Teacher-Sppt Content Inst	LOWELL HIGH	81,928
2300-512903	1	ERNST	AMANDA	Teacher-Special Ed	LOWELL HIGH	74,648
2300-512903	1	FARLEY	AMANDA	Teacher-Special Ed	LOWELL HIGH	51,405
2300-512903	1	FRENCH	DANA	Teacher-Special Ed	LOWELL HIGH	81,265
2300-512903	1	FRENETTE	TONYA	Teacher-Sppt Content Inst	LOWELL HIGH	86,823
2300-512903	1	JALBERT	SUZANNE	Teacher-Special Ed	LOWELL HIGH	80,117
2300-512903	1	KATES	MINDY	Teacher-SPED-Life Skills	LOWELL HIGH	80,117
2300-512903	1	LAWRENSON	RICHARD	Teacher-Support	LOWELL HIGH	83,820
2300-512903	1	LEVASSEUR	MARY	Teacher-Sppt Content Inst	LOWELL HIGH	88,727
2300-512903	1	SEXTON	LEE ANN	Teacher-SPED	GREENHALGE	77,482
2300-512903	1	LINSTRUTH	MELISSA	Teacher-Special Ed	LOWELL HIGH	78,622
2300-512903	1	MCGLAUFLIN	JENNIFER	Teacher-Special Ed	LOWELL HIGH	58,556
2300-512903	1	MCLEOD	KEVIN	Teacher-Special Ed	LOWELL HIGH	63,451
2300-512903	1	MENDONCA	LISA	Teacher-Special Ed	LOWELL HIGH	75,031
2300-512903	1	MOTTRAM	SHAWNA	Teacher-Special Ed	LOWELL HIGH	76,730
2300-512903	1	NEWCOMB	DONNA	Teacher-Special Ed	LOWELL HIGH	84,323
2300-512903	1	TYROS	KAREN	Teacher-SPED CSA	GREENHALGE	77,482
2300-512903	1	RAPONE	LEONARD	Teacher-Special Ed	LOWELL HIGH	83,820
2300-512903	1	SIMAS	MARIANNE	Teacher-Special Ed	LOWELL HIGH	80,035
2300-512903	1	SIMMONS	AMANDA	Teacher-Special Ed	LOWELL HIGH	76,730
2300-512903	1	SNETSINGER	MICHELLE	Teacher-Sppt Content Inst	LOWELL HIGH	84,931
2300-512903	1	ADLEY	CAITLYN	Teacher-SPED CSA	BAILEY	64,704
2300-512903	1	THROWE	JUSTIN	Teacher-SPED CSA	BAILEY	81,341

Lowell Public Schools  
FY 2018 Staff Salary Book

Positions Listed by  
School Location

Account #	FTE	Last Name	First Name	Position	School	2017-18 Salary
2300-512903	1	VACANT	VACANT	Teacher-SPED CSA	BAILEY	50,000
2300-512903	1	BELAND	JENNIFER	Teacher-Special Ed	BARTLETT	72,094
2300-512903	1	CORCORAN	MARIE	Teacher-Special Ed	BARTLETT	70,825
2300-512903	1	DASILVEIRA	CECILIA	Teacher-Special Ed	BARTLETT	80,035
2300-512903	1	RAKE	HEATHER	Teacher-Special Ed	BARTLETT	75,031
2300-512903	1	VACANT	VACANT	Teacher-SPED Life Skills	BARTLETT	50,000
2300-512903	1	WEIGOLD	KRISTIN	Teacher-SPED Life Skills	BARTLETT	80,514
2300-512903	1	WOLFF	SARAH	Teacher-SPED Life Skills	BARTLETT	77,482
2300-512903	1	DEVEREAUX	KELLY	Teacher-SPED-Life Skills	BARTLETT	83,169
2300-512903	1	KELLY	LAURIE	Teacher-SPED-Life Skills	BARTLETT	75,031
2300-512903	1	PRIVE	LAURIANN	Teacher-SPED-Life Skills	BARTLETT	84,323
2300-512903	1	DE LOS SANTOS	ROSA	Teacher-Special Ed	BRIDGE	55,609
2300-512903	1	BLAKE	MATTHEW	Teacher-Special Ed	BUTLER	76,730
2300-512903	1	BURGESS	JOSALYN	Teacher-Special Ed	BUTLER	78,622
2300-512903	1	CLARK	KAREN	Teacher-Special Ed	BUTLER	77,482
2300-512903	1	FERRIS	CHERYLANNE	Teacher-Special Ed	BUTLER	68,405
2300-512903	1	MANOLOPOULOS	GERRILYNN	Teacher-Special Ed	BUTLER	78,213
2300-512903	1	STONE	LINDA	Teacher-Special Ed	BUTLER	75,031
2300-512903	1	ROAF	JASON	Teacher-SPED Adjustment	BUTLER	78,622
2300-512903	1	ZEIDAN	THOMAS	Teacher-SPED Adjustment	BUTLER	71,066
2300-512903	1	GROSS	BRIANA	Teacher-Special Ed	CARDINAL O'CONNELL	61,753
2300-512903	1	FITTS	PAUL	Teacher-Special Ed	CAREER ACADEMY	73,965
2300-512903	1	KEATING	LAUREN	Teacher-Special Ed	CAREER ACADEMY	65,456
2300-512903	1	STANTON	ELIZABETH	Teacheer-Special Education	DALEY	80,117
2300-512903	1	KROWCHUN	ROBIN	Teacher-Special Ed	DALEY	92,766
2300-512903	1	O'KEEFE	KRISTIN	Teacher-Special Ed	DALEY	78,622
2300-512903	1	SULLIVAN	KRISTEN	Teacher-Special Ed	DALEY	81,265
2300-512903	1	VACANT	VACANT	Teacher-Special Ed	DALEY	50,000
2300-512903	1	YOUNG	ROBERT	Teacher-Special Ed	DALEY	78,622
2300-512903	1	BOURQUE	MICHAEL	Teacher-SPED	DALEY	75,031
2300-512903	1	GIL	LISA	Teacher-SPED Life Skills	DALEY	64,704
2300-512903	1	PATTERSON	CHERYL	Teacher-SPED Life Skills	DALEY	83,820
2300-512903	1	CORCORAN	MADELINE	Teacher-SPED-Life Skills	DALEY	76,730
2300-512903	1	VACANT	VACANT	Teacher-SPED-Life Skills	DALEY	50,000
2300-512903	1	FOSTER	SARAH	Teacher-Special Ed	LAURA LEE	71,344
2300-512903	1	HALL	ROSEANN	Teacher-Special Ed	LAURA LEE	70,825
2300-512903	1	HANSON	MARTHA	Teacher-Special Ed	LAURA LEE	77,482

Lowell Public Schools  
FY 2018 Staff Salary Book

Positions Listed by  
School Location

Account #	FTE	Last Name	First Name	Position	School	2017-18 Salary
2300-512903	1	MCFARLAND	MARGUERITE	Teacher-Special Ed	LAURA LEE	67,655
2300-512903	1	STUER	TRACY	Teacher-Special Ed	LAURA LEE	47,694
2300-512903	1	DAIGLE	ANGELA	Teacher-Special Ed	LINCOLN	60,500
2300-512903	1	GREGOIRE	JESSICA	Teacher-Special Ed	LINCOLN	70,959
2300-512903	1	HERBERT	LAUREN	Teacher-Special Ed	LINCOLN	75,031
2300-512903	1	KALITKA	STEPHANIE	Teacher-Special Ed	LINCOLN	75,783
2300-512903	1	MARGAGLIONE	RACHEL	Teacher-Special Ed	LINCOLN	84,931
2300-512903	1	STUTZ	HAN	Teacher-Special Ed	LOWELL HIGH	76,730
2300-512903	1	STUTZ	KATHRYN	Teacher-Sppt Content Inst	LOWELL HIGH	79,373
2300-512903	1	VACANT	VACANT	Teacher-Sppt Content Inst	LOWELL HIGH	50,000
2300-512903	1	BAHOU	JOHNNA	Teacher-Special Ed	MCAULIFFE	78,622
2300-512903	1	CARELLI	JILLIAN	Teacher-Special Ed	MCAULIFFE	77,482
2300-512903	1	CAYER	ANNA MARIE	Teacher-Special Ed	MCAULIFFE	71,344
2300-512903	1	MENDONCA	LISA	Teacher-Special Ed	MCAULIFFE	67,655
2300-512903	1	MORELLO	SANDRA	Teacher-Special Ed	MCAULIFFE	80,514
2300-512903	1	REYES	NANCY	Teacher-Special Ed	MCAULIFFE	82,419
2300-512903	1	DOLAN	KATIE	Teacher-Special Ed	MCAVINNUE	77,482
2300-512903	1	EDWARDS	CARI-ANN	Teacher-Special Ed	MCAVINNUE	81,265
2300-512903	1	HISLOP	JACQUELINE	Teacher-Special Ed	MCAVINNUE	71,344
2300-512903	1	TINGLEY	KAREN	Teacher-Special Ed	MCAVINNUE	76,730
2300-512903	1	VACANT	VACANT	Teacher-Special Ed	MCAVINNUE	50,000
2300-512903	1	EVANS	REBECCA	Teacher-SPED CSA	MCAVINNUE	67,655
2300-512903	1	IRWIN	ANAMARIA	Teacher-SPED CSA	MCAVINNUE	78,622
2300-512903	1	PASTOR	ANTONIA	Teacher-SPED CSA	MCAVINNUE	64,704
2300-512903	1	LYONS	BROOKE	Teacher-Special Ed	MOODY	61,753
2300-512903	1	DURKIN	PAMELA	Teacher-Special Ed	MOREY	83,820
2300-512903	1	MORASSE	PATRICIA	Teacher-Special Ed	MOREY	76,730
2300-512903	1	SIMPSON	LISA	Teacher-Special Ed	MOREY	78,337
2300-512903	1	WEBB	CAROL	Teacher-Special Ed	MOREY	83,820
2300-512903	1	OKUDA	DANIELLE	Teacher-SPED Life Skills	MOREY	76,730
2300-512903	1	VACANT	VACANT	Teacher-SPED Life Skills	MOREY	50,000
2300-512903	1	CONLON	LORI	Teacher-Special Ed	MURKLAND	59,308
2300-512903	1	HAMILTON	LINDSAY	Teacher-Special Ed	MURKLAND	64,704
2300-512903	1	MAINVILLE	TRACY	Teacher-Special Ed	MURKLAND	83,820
2300-512903	1	SMITH	BARBARA	Teacher-Special Ed	MURKLAND	85,073
2300-512903	1	VACANT	VACANT	Teacher-Special Ed	MURKLAND	50,000
2300-512903	1	BARBIERI	ELIZABETH	Teacher-SPED Adjustment	MURKLAND	76,730



Lowell Public Schools  
FY 2018 Staff Salary Book

Positions Listed by  
School Location

Account #	FTE	Last Name	First Name	Position	School	2017-18 Salary
2300-512903	1	RAGER	REBECCA	Teacher-SPED Adjustment	MURKLAND	76,730
2300-512903	1	GALLOWAY	AIMEE	Teacher-Special Ed	PAWTUCKET MEMORIAL	68,405
2300-512903	1	GOSLIN	JULIE	Teacher-Special Ed	PAWTUCKET MEMORIAL	76,308
2300-512903	1	PITTS	TRISHA	Teacher-Special Ed	PAWTUCKET MEMORIAL	83,039
2300-512903	1	SILVESTRI	JENNIFER	Teacher-Special Ed	PAWTUCKET MEMORIAL	60,500
2300-512903	1	MALBOEUF	MARISSA	Teacher-SPED Adjustment	PAWTUCKET MEMORIAL	58,556
2300-512903	1	SMITH	ASHLEY	Teacher-SPED Adjustment	PAWTUCKET MEMORIAL	63,451
2300-512903	1	BLANCHARD	TRACY	Teacher-Special Ed	PYNE JOSEPH G	80,514
2300-512903	1	BRADLEY	KIMBERLY	Teacher-Special Ed	PYNE JOSEPH G	81,341
2300-512903	1	MIELCARZ	KENDRA	Teacher-Special Ed	PYNE JOSEPH G	64,704
2300-512903	1	MINER	SUSAN	Teacher-Special Ed	PYNE JOSEPH G	55,609
2300-512903	1	URBINE	KATHRYN	Teacher-Special Ed	PYNE JOSEPH G	67,655
2300-512903	1	DEANGELO	ABIGAIL	Teacher-SPED CSA	PYNE JOSEPH G	55,609
2300-512903	1	DOHERTY	HOLLY	Teacher-SPED CSA	PYNE JOSEPH G	71,344
2300-512903	1	LOHMER	JENNIFER	Teacher-SPED CSA	PYNE JOSEPH G	72,525
2300-512903	1	TRAGER	BROOKE	Teacher-SPED CSA	PYNE JOSEPH G	61,753
2300-512903	1	COONEY	MICHAEL	Teacher-Special Ed	REILLY	82,419
2300-512903	1	GEORGE	JOANNE	Teacher-Special Ed	REILLY	78,213
2300-512903	1	MELE	ERIN	Teacher-Special Ed	REILLY	76,730
2300-512903	1	SPENCE-COX	PATTIAN	Teacher-Special Ed	REILLY	76,730
2300-512903	1	GREELEY	PATRICK	Teacher-SPED Adjustment	REILLY	75,031
2300-512903	1	TROMBLY	SHERRIN	Teacher-SPED Adjustment	REILLY	77,482
2300-512903	1	BETTENCOURT	CASEY	Teacher SPED - Language Based	ROBINSON	54,351
2300-512903	1	CORDERO	MARINA	Teacher SPED - Language Based	ROBINSON	55,609
2300-512903	1	BREKALIS	KRISTIN	Teacher-Special Ed	ROBINSON	51,405
2300-512903	1	CHEMICALA	UMARANI REDDY	Teacher-Special Ed	ROBINSON	90,631
2300-512903	1	CUSHMAN	SHARON	Teacher-Special Ed	ROBINSON	86,823
2300-512903	1	GALLANT	EVA	Teacher-Special Ed	ROBINSON	78,337
2300-512903	1	MYERS	BRIAN	Teacher-Special Ed	ROBINSON	78,622
2300-512903	1	SAWYER	HELENE	Teacher-Special Ed	ROBINSON	83,039
2300-512903	1	CLARK	TERESA	Teacher-Special Ed	ROGERS	76,308
2300-512903	1	DEARING	SHEILA	Teacher-Special Ed	ROGERS	88,727
2300-512903	1	MROZOWSKI	MEGAN	Teacher-Special Ed	ROGERS	78,622
2300-512903	1	SHETLER	MICHAEL	Teacher-Special Ed	ROGERS	54,351
2300-512903	1	BOWERS	TRACY	Teacher-SPED CSA	ROGERS	78,337
2300-512903	1	LABONTE	JILL	Teacher-SPED CSA	ROGERS	76,730
2300-512903	1	TENCZAR	LISA	Teacher-SPED CSA	ROGERS	62,504

Lowell Public Schools  
FY 2018 Staff Salary Book

Positions Listed by  
School Location

Account #	FTE	Last Name	First Name	Position	School	2017-18 Salary
2300-512903	1	BARR	AMANDA	Teacher-Special Ed	SHAUGHNESSY	57,551
2300-512903	1	BLASCHKE	JENNIFER	Teacher-Special Ed	SHAUGHNESSY	76,730
2300-512903	1	STACK	JENNIFER	Teacher-Special Ed	SHAUGHNESSY	58,556
2300-512903	1	WALTON	KAREN	Teacher-Special Ed	SHAUGHNESSY	88,727
2300-512903	1	MCNEIL	CATHERINE	Teacher-SPED CSA	SHAUGHNESSY	78,622
2300-512903	1	NAGLE	STEPHANIE	Teacher-SPED CSA	SHAUGHNESSY	72,928
2300-512903	1	RILEY	BROOKE	Teacher-SPED CSA	SHAUGHNESSY	51,405
2300-512903	1	COURNOYER	CAROL	Teacher-Special Ed	STOKLOSA	65,553
2300-512903	1	DECKER-KILMARTIN	TERRI	Teacher-Special Ed	STOKLOSA	68,009
2300-512903	1	KANELLAS	NANCY	Teacher-Special Ed	STOKLOSA	80,117
2300-512903	1	MOORE	LISA	Teacher-Special Ed	STOKLOSA	65,553
2300-512903	1	POTVIN	LAUREN	Teacher-Special Ed	STOKLOSA	74,648
2300-512903	1	BORRELLI	ELIZABETH	Teacher-SPED Adjustment	STOKLOSA	67,655
2300-512903	1	SHUPE	MICHAEL	Teacher-SPED Adjustment	STOKLOSA	71,344
2300-512903	1	CLARK	JAMES	Teacher-Special Ed	SULLIVAN	78,337
2300-512903	1	ECKERSLEY	LINDA	Teacher-Special Ed	SULLIVAN	83,820
2300-512903	1	GAFFNEY	JAMES	Teacher-Special Ed	SULLIVAN	71,344
2300-512903	1	HICKEY	MELISSA	Teacher-Special Ed	SULLIVAN	71,344
2300-512903	1	WESOLOWSKI	BARBARA	Teacher-Special Ed	SULLIVAN	71,344
2300-512903	1	RHOADS	MICHELLE	Teacher-SPED Adjustment	SULLIVAN	67,138
2300-512903	1	DOHERTY	JOHN	Teacher-SPED CSA	SULLIVAN	61,753
2300-512903	1	PARRINGTON	COLLEEN	Teacher-SPED CSA	SULLIVAN	77,482
2300-512903	1	HAIDAR	AMAL	Teacher-Special Ed	WANG	67,655
2300-512903	1	IUDICE	KRISTEN	Teacher-Special Ed	WANG	78,622
2300-512903	1	MONTOUR	MEGHAN	Teacher-Special Ed	WANG	77,482
2300-512903	1	MORGAN	LISA	Teacher-Special Ed	WANG	72,525
2300-512903	1	PARAS	THEODORA	Teacher-Special Ed	WANG	78,622
2300-512903	1	PELLERITI	KATHERINE	Teacher-Special Ed	WANG	58,556
2300-512903	1	THOMAS	KATELYN	Teacher-Special Ed	WANG	64,704
2300-512903	1	WELCH	CHRISTINA	Teacher-SPED Adjustment	WANG	71,344
2300-512903	1	WINGET	JESSICA	Teacher-SPED Adjustment	WANG	63,451
2300-512903	1	MURPHY	CHRISTA	Teacher-Special Ed	WASHINGTON	51,405
2300-512903	1	REIDT	RUTHANN	Teacher-Special Ed	WASHINGTON	75,783
2300-512903	1	BOWLBY	MARGARET	Teacher-SPED CSA	WASHINGTON	58,556
2300-512903	1	RIDENOUR	ELIZABETH	Teacher-SPED CSA	WASHINGTON	77,482
2300-512903	-1	VACANT	VACANT	Teacher-Special Education	MCAVINNUE	(50,000)
2300-512903	8	VACANT	VACANT	Teacher-Special Education	DAY SCHOOL CSA	400,000

Lowell Public Schools  
FY 2018 Staff Salary Book

Positions Listed by  
School Location

Account #	FTE	Last Name	First Name	Position	School	2017-18 Salary
2300-512903	4	VACANT	VACANT	Teacher-Special Education	DISTRICTWIDE	200,000
2300-512903	1	VACANT	VACANT	Teacher-Special Education	GREENHALGE	50,000
2300-512903	1	FLORENCE	JOHN	Teacher-Special Education	LOWELL HIGH	79,373
2300-512903	1	VACANT	VACANT	Teacher-Special Education	WASHINGTON	50,000
	197					13,972,727

Lowell Public Schools  
FY 2018 Staff Salary Book

Positions Listed by  
School Location

Account #	FTE	Last Name	First Name	Position	School	2017-18 Salary
2300-512134	1	NANGLE	MICHAEL	Teacher-Vision Impaired	MCAULIFFE	67,655
2300-512132	1	NEGROTTI	DONNA	Teacher-Hearing Impaired	MCAULIFFE	90,631
2300-512132	1	WILKES	JULIA	Teacher-Hearing Impaired	LOWELL HIGH	81,265
	2					171,896

Lowell Public Schools  
FY 2018 Staff Salary Book

Positions Listed by  
School Location

Account #	FTE	Last Name	First Name	Position	School	2017-18 Salary
2300-512903	1	DESHARNAIS	JESSICA	Teacher-ABE	LINCOLN	55,609
2300-512903	1	DION	STEPHANIE	Teacher-ABE	LINCOLN	67,138
	2					122,747

Lowell Public Schools  
FY 2018 Staff Salary Book

Positions Listed by  
School Location

Account #	FTE	Last Name	First Name	Position	School	2017-18 Salary
2300-512130	1	TAYLOR	LISA	Occ. Therapist	DISTRICTWIDE	75,031
2300-512130	1	RICHMOND	ANGEL	Occ. Therapist	DISTRICTWIDE	67,655
2300-512130	1	SIOPE	KRISTA	Occ. Therapist	DISTRICTWIDE	76,730
2300-512130	1	STRYKER	BARBARA	Physical Therapist	DISTRICTWIDE	80,514
2300-512130	1	EYNATIAN	MONICA	Occ. Therapist	DISTRICTWIDE	76,308
2300-512130	1	O'NEIL	CAROL	Physical Therapist	DISTRICTWIDE	82,419
2300-512130	1	WEBER	DOREEN	Occ. Therapist	DISTRICTWIDE	80,035
2300-512130	1	MCELHINNEY	LINDA	Occ. Therapist	DISTRICTWIDE	74,417
2300-512130	1	TRAVIS	KIMBERLY	Occ. Therapist	DISTRICTWIDE	70,825
2300-512130	1	WEBSTER	DEBORAH	Physical Therapist	DISTRICTWIDE	82,419
2300-512130	1	HARTWIG	LORI	COTA	DISTRICTWIDE	32,326
2300-512130	1	CORREA	KATIANNE	COTA	DISTRICTWIDE	32,326
2300-512130	1	VACANT	VACANT	Occupational Therapist	DAY SCHOOL	50,000
2300-512130	1	VACANT	VACANT	COTA	DISTRICTWIDE	32,326
	14					913,334

Lowell Public Schools  
FY 2018 Staff Salary Book

Positions Listed by  
School Location

Account #	FTE	Last Name	First Name	Position	School	2017-18 Salary
2300-512131	1	CARTER	DANIELLE	Teacher-Speech/Lang	BAILEY	81,928
2300-512131	1	LEE	ALICE	Teacher-Speech/Lang	BARTLETT	81,928
2300-512131	1	CHAPUT	BETH	Teacher-Speech/Lang	BUTLER	64,704
2300-512131	1	CARTER	KRISTEN	Teacher-Speech/Lang	DALEY	58,556
2300-512131	1	THURSBY	GAIL	Teacher-Speech/Lang	GREENHALGE	81,928
2300-512131	1	WETED	ALLYSON	Teacher-Speech/Lang	LINCOLN	61,753
2300-512131	1	COWAN	LYNDSEY	Teacher-Speech/Lang	LOWELL HIGH	80,035
2300-512131	1	DORMER	MICHAEL	Teacher-Speech/Lang	MCAULIFFE	81,928
2300-512131	1	JONAS	MARILYN	Teacher-Speech/Lang	MCAULIFFE	86,823
2300-512131	1	MCCOY	SARAH	Teacher-Speech/Lang	MCAVINNUE	71,344
2300-512131	1	MCCARTHY	LORI	Teacher-Speech/Lang	MOODY	79,373
2300-512131	1	O'NEILL	STEPHANIE	Teacher-Speech/Lang	MURKLAND	58,556
2300-512131	1	SHANAHAN	DEBRA	Teacher-Speech/Lang	PAWTUCKET MEMORIAL	81,928
2300-512131	1	ROSS	SARAH	Teacher-Speech/Lang	PYNE JOSEPH G	64,704
2300-512131	1	PELLETIER	ROBIN	Teacher-Speech/Lang	REILLY	76,730
2300-512131	1	SMITH	LAUREN	Teacher-Speech/Lang	ROBINSON	83,039
2300-512131	1	WARD	MELISSA	Teacher-Speech/Lang	ROGERS	81,928
2300-512131	1	MAHONEY	COURTNEY	Teacher-Speech/Lang	SHAUGHNESSY	58,556
2300-512131	1	FRECHETTE	KATIE	Teacher-Speech/Lang	SPECIALS	80,514
2300-512131	1	GRATTA	KRYSTAL	Teacher-Speech/Lang	STOKLOSA	80,035
2300-512131	1	LOPEZ	LESLIE	Teacher-Speech/Lang	SULLIVAN	75,783
2300-512131	1	SCESA	MICHELLE	Teacher-Speech/Lang	WANG	84,342
2300-512131	1	BUTTON	LINDSAY	Teacher-Speech/Lang	WASHINGTON	64,704
2300-512131	1	VACANT	VACANT	Teacher-Speech/Lang	DISTRICTWIDE	65,000
2300-512131	1	MICHALE	JENNA	Speech/Lang Assistant	BAILEY	39,313
2300-512131	1	SILVEIRA	TALOR	Speech/Lang Assistant	BARTLETT	39,313
2300-512131	1	TEP	SOPHIN	Speech/Lang Assistant	GREENHALGE	39,313
2300-512131	1	DESOUSA	SONIA	Speech/Lang Assistant	LOWELL HIGH SCHOOL	39,313
2300-512131	1	VACANT	VACANT	Speech/Lang Assistant	DISTRICTWIDE	39,313
29						1,982,688

Lowell Public Schools  
FY 2018 Staff Salary Book

Positions Listed by  
School Location

Account #	FTE	Last Name	First Name	Position	School	2017-18 Salary
2300-512925	1	ORMSBY	KATHERINE	Signer/Interpreter	DISTRICTWIDE	39,236



Lowell Public Schools  
FY 2018 Staff Salary Book

Positions Listed by  
School Location

Account #	FTE	Last Name	First Name	Position	School	2017-18 Salary
3200-511000	1	ARCHAMBAULT	JANICE	SPED Nurse	TBD	44,362
3200-511000	1	FOLEY	LEA	SPED Nurse	TBD	42,853
3200-511000	1	GASPARI	MARIANNE	SPED Nurse	TBD	42,853
	3					130,068

Lowell Public Schools  
FY 2018 Staff Salary Book

Positons Listed by  
Budget Book Location

Account #	FTE	Last Name	First Name	Position	School	2017-18 Salary
2300-512969	1	BRADY	ANN	Behavior Specialist	LHS Career Academy	85,401
2300-512969	1	QUATTROCCHI	DEBORAH	Behavior Specialist	Lincoln Elementary School	83,179
	2					168,579
2300-512104	2	VACANT	VACANT	Board Certified Behavioral	Districtwide	170,000
2300-512104	1	ARCHAMBEAULT	DANIELLE	Board Certified Behavioral	Districtwide	93,390
2300-512104	1	DAVIS	DANIEL	Board Certified Behavioral	Districtwide	87,671
2300-512104	1	FRUGOLI	HEATHER	Board Certified Behavioral	Districtwide	90,297
2300-512104	1	GOETZ	HELENE	Board Certified Behavioral	Districtwide	86,898
2300-512104	1	KEEFE	MIKAELA	Board Certified Behavioral	Districtwide	90,297
2300-512104	1	PETERS	PAULA	Board Certified Behavioral	Districtwide	89,137
2300-512104	1	STAPLES	MEGAN	Board Certified Behavioral	Districtwide	86,898
	9					794,588

Lowell Public Schools  
FY 2018 Staff Salary Book

Positions Listed by  
Budget Book Location

Account #	FTE	Last Name	First Name	Position	School	2017-18
2300-512137	1	COSSEBOOM	LISA	Eval Team Chair	Bailey Elementary School	91,895
2300-512137	1	PENNELL	ASHLEY	Eval Team Chair	Bartlett Partnership School	88,805
2300-512137	1	MCARTHUR	MICHELLE	Eval Team Chair	Butler Middle School	93,264
2300-512137	1	MELI	DEENA	Eval Team Chair	McAvinnue Elementary School	95,244
2300-512137	1	MURPHY-PORKOLA	MARY	Eval Team Chair	Morey Elementary School	95,244
2300-512137	1	FLORENCE	ALEXIS	Eval Team Chair	Murkland Elementary School	87,640
2300-512137	1	LANE	ELLEN	Eval Team Chair	Reilly Elementary School	92,076
2300-512137	1	CLARK-NOWOSWIAT	PATRICIA	Eval Team Chair	Robinson Middle School	96,834
2300-512137	1	BOUSIOS	ATHANASIA	Eval Team Chair	Special Education Office	91,042
2300-512137	1	BREEN	JOHN	Eval Team Chair	Special Education Office	87,640
2300-512137	1	PATON	JACQUELY N	Eval Team Chair	Special Education Office	118,973
2300-512137	1	VICENTE	FRANCISCO	Eval Team Chair	Special Education Office	85,403
2300-512137	1	CLERMONT	KERRI	Eval Team Chair	Wang Middle School	88,751
2300-512137	1	NUTTER	TINA	Eval Team Chair	Washington Elementary School	90,635
	14					1,303,444

Lowell Public Schools  
FY 2018 Staff Salary Book

Positions Listed By  
Budget Book Location

2300-512958	1	COTMAN-EL	MANSUR	ParaProfessional-SPED	Bailey Elementary School	29,576
2300-512958	1	GARY	BONNIE	ParaProfessional-SPED	Bailey Elementary School	22,917
2300-512958	1	GERVAIS	ALISON	ParaProfessional-SPED	Bailey Elementary School	26,327
2300-512958	1	GIGNAC	LINDA-JOY	ParaProfessional-SPED	Bailey Elementary School	32,146
2300-512958	1	KENNEWAY	NANO	ParaProfessional-SPED	Bailey Elementary School	23,406
2300-512958	1	LEMIEUX	KATELYN	ParaProfessional-SPED	Bailey Elementary School	22,202
2300-512958	1	NEGRON	GISEL	ParaProfessional-SPED	Bailey Elementary School	24,918
2300-512958	1	NOLAN	PAMELA	ParaProfessional-SPED	Bailey Elementary School	28,622
2300-512958	1	PROVOST	AMY	ParaProfessional-SPED	Bailey Elementary School	32,180
2300-512958	1	CARABALLO	RICHARD	ParaProfessional-SPED	Bartlett Community Partnership	29,577
2300-512958	1	FAMIGLIETTI	KATHLEEN	ParaProfessional-SPED	Bartlett Community Partnership	33,099
2300-512958	1	GALLETTA	KIRSTIE	ParaProfessional-SPED	Bartlett Community Partnership	27,279
2300-512958	1	GHADBAN	SUZANNE	ParaProfessional-SPED	Bartlett Community Partnership	23,766
2300-512958	1	GOUVEIA	CAROL	ParaProfessional-SPED	Bartlett Community Partnership	26,683
2300-512958	1	LOWELL	VALERIE	ParaProfessional-SPED	Bartlett Community Partnership	26,683
2300-512958	1	MCPHEE	ELLEN	ParaProfessional-SPED	Bartlett Community Partnership	23,406
2300-512958	1	MISTRY	AMITA	ParaProfessional-SPED	Bartlett Community Partnership	33,289
2300-512958	1	PETERS	RORY	ParaProfessional-SPED	Bartlett Community Partnership	25,908
2300-512958	1	PHAUK	JOHNNY	ParaProfessional-SPED	Bartlett Community Partnership	27,279
2300-512958	1	VICENTE	KIMBERLY	ParaProfessional-SPED	Bartlett Community Partnership	24,145
2300-512958	1	VACANT	VACANT	ParaProfessional-SPED	Bridge Program	25,916
2300-512958	1	ATHANASATOS	KAYLA	ParaProfessional-SPED	Butler Middle School	25,057
2300-512958	1	COOPER	JULIE	ParaProfessional-SPED	Butler Middle School	26,326
2300-512958	1	FRASER	MATTHEW	ParaProfessional-SPED	Butler Middle School	27,355
2300-512958	1	KING	AARON	ParaProfessional-SPED	Butler Middle School	26,327
2300-512958	1	OAK	ALYCIA	ParaProfessional-SPED	Butler Middle School	28,622
2300-512958	1	BLIER	SARAH	ParaProfessional-SPED	Daley Middle School	27,279
2300-512958	1	DRISCOLL	MARGARET	ParaProfessional-SPED	Daley Middle School	35,370
2300-512958	1	FRANCOEUR	BARRY	ParaProfessional-SPED	Daley Middle School	27,279
2300-512958	1	HARRIS	EDWIN	ParaProfessional-SPED	Daley Middle School	30,878
2300-512958	1	KOTHARI	RIKHAV	ParaProfessional-SPED	Daley Middle School	26,327
2300-512958	1	KUILAN	MARGARITA	ParaProfessional-SPED	Daley Middle School	33,843
2300-512958	1	MANAHAN	HELEN	ParaProfessional-SPED	Daley Middle School	27,355
2300-512958	1	ROGERS	AMY	ParaProfessional-SPED	Daley Middle School	29,577
2300-512958	1	SHERMAN	LINDA	ParaProfessional-SPED	Daley Middle School	20,697
2300-512958	1	SILVA	KAREN	ParaProfessional-SPED	Daley Middle School	38,631
2300-512958	1	SNEERINGER	JENNIFER	ParaProfessional-SPED	Daley Middle School	29,577
2300-512958	1	TRAN	THAM	ParaProfessional-SPED	Daley Middle School	27,279
2300-512958	1	VACANT	VACANT	ParaProfessional-SPED	Daley Middle School	24,572

Lowell Public Schools  
FY 2018 Staff Salary Book

Positions Listed By  
Budget Book Location

2300-512958	1	AHISHAKIYE	JOSELINE	ParaProfessional-SPED	Greenhalge Elementary School	27,279
2300-512958	1	CLEMENT	LAURA	ParaProfessional-SPED	Greenhalge Elementary School	19,983
2300-512958	1	DILLON	LAURA	ParaProfessional-SPED	Greenhalge Elementary School	27,355
2300-512958	1	RASKE	ROSEMARIE	ParaProfessional-SPED	Greenhalge Elementary School	19,983
2300-512958	1	RASKE	ROSEMARIE	ParaProfessional-SPED	Greenhalge Elementary School	25,900
2300-512958	1	ROYAL	RHIANNON	ParaProfessional-SPED	Greenhalge Elementary School	31,528
2300-512958	1	SHEEHY	JENNIFER	ParaProfessional-SPED	Greenhalge Elementary School	24,269
2300-512958	1	DAVIS	DARRYL	ParaProfessional-SPED	Laura Lee Therapeutic Day School	26,458
2300-512958	1	DISLA	JESSICA	ParaProfessional-SPED	Laura Lee Therapeutic Day School	26,326
2300-512958	1	HOFFMAN	TERRI	ParaProfessional-SPED	Laura Lee Therapeutic Day School	26,326
2300-512958	1	MCDERMOTT	EDWARD	ParaProfessional-SPED	Laura Lee Therapeutic Day School	22,212
2300-512958	1	WILSON	SARAH	ParaProfessional-SPED	Laura Lee Therapeutic Day School	22,452
2300-512958	1	BACCAM	PHOUNGEUNE	ParaProfessional-SPED	Lincoln Elementary School	31,555
2300-512958	1	GARTHE	LINDA	ParaProfessional-SPED	Lincoln Elementary School	34,746
2300-512958	1	KING	BRENDA	ParaProfessional-SPED	Lincoln Elementary School	34,815
2300-512958	1	BROWN	DONNA	ParaProfessional-SPED	Lowell High School	26,683
2300-512958	1	CIGLIANO	THERESA	ParaProfessional-SPED	Lowell High School	28,623
2300-512958	1	COSTA	JEFFREY	ParaProfessional-SPED	Lowell High School	28,622
2300-512958	1	CROOKS	JAMES	ParaProfessional-SPED	Lowell High School	21,251
2300-512958	1	DUKULY	SANDRA	ParaProfessional-SPED	Lowell High School	31,528
2300-512958	1	FELDE	STEPHEN	ParaProfessional-SPED	Lowell High School	27,355
2300-512958	1	KATES	ERIC	ParaProfessional-SPED	Lowell High School	28,624
2300-512958	1	LOHMER	MICHAEL	ParaProfessional-SPED	Lowell High School	35,511
2300-512958	1	LOPEZ	VIANKA	ParaProfessional-SPED	Lowell High School	26,218
2300-512958	1	MACLEAN	CHARLENE	ParaProfessional-SPED	Lowell High School	33,100
2300-512958	1	MANSOUR	SUAD	ParaProfessional-SPED	Lowell High School	27,355
2300-512958	1	RODRIGUEZ	MYLENE	ParaProfessional-SPED	Lowell High School	34,607
2300-512958	1	ROMANOWSKY	NICHOLAS	ParaProfessional-SPED	Lowell High School	29,577
2300-512958	1	RONAN	MARK	ParaProfessional-SPED	Lowell High School	27,279
2300-512958	1	SANTIAGO	CARMEN	ParaProfessional-SPED	Lowell High School	33,012
2300-512958	1	SMITH	PHILIP	ParaProfessional-SPED	Lowell High School	21,251
2300-512958	1	STEWART	GINA	ParaProfessional-SPED	Lowell High School	32,180
2300-512958	1	SULLIVAN	COLLEEN	ParaProfessional-SPED	Lowell High School	35,369
2300-512958	1	TINGLEY	GRAHAM	ParaProfessional-SPED	Lowell High School	32,147
2300-512958	1	WILLIAMS	MICHELLE	ParaProfessional-SPED	Lowell High School	29,958
2300-512958	1	BAILEY	RHONDA	ParaProfessional-SPED	McAuliffe Elementary School	20,697
2300-512958	1	COTE-ROY	DIANE	ParaProfessional-SPED	McAuliffe Elementary School	37,799
2300-512958	1	KILLGREN	CHERYL	ParaProfessional-SPED	McAuliffe Elementary School	29,954
2300-512958	1	LEPINE	LAUREN	ParaProfessional-SPED	McAuliffe Elementary School	32,313

Lowell Public Schools  
FY 2018 Staff Salary Book

Positions Listed By  
Budget Book Location

2300-512958	1	ABDULRAZZAK	SAHAR	ParaProfessional-SPED	McAvinnue Elementary School	21,965
2300-512958	1	HICKMAN	CHRISTOPHER	ParaProfessional-SPED	McAvinnue Elementary School	20,697
2300-512958	1	HOFFMAN	CHRISTINE	ParaProfessional-SPED	McAvinnue Elementary School	25,732
2300-512958	1	MURPHY	JACKIE	ParaProfessional-SPED	McAvinnue Elementary School	21,610
2300-512958	1	VELASQUEZ	REGINA	ParaProfessional-SPED	McAvinnue Elementary School	32,823
2300-512958	1	WILDER	JAMIE	ParaProfessional-SPED	McAvinnue Elementary School	21,251
2300-512958	1	VACANT	VACANT	ParaProfessional-SPED	McAvinnue Elementary School	23,621
2300-512958	1	VACANT	VACANT	ParaProfessional-SPED	McAvinnue Elementary School	23,621
2300-512958	1	VACANT	VACANT	ParaProfessional-SPED	McAvinnue Elementary School	24,572
2300-512958	1	GUDEWICH	ROSEMARY	ParaProfessional-SPED	Moody Elementary School	31,554
2300-512958	1	CLANCY	REGINA	ParaProfessional-SPED	Morey Elementary School	24,918
2300-512958	1	COSTARAKIS	GLORIA	ParaProfessional-SPED	Morey Elementary School	27,279
2300-512958	1	HEIMER WILENSKY	ANNETTE	ParaProfessional-SPED	Morey Elementary School	29,576
2300-512958	1	KELLEHER	HEATHER	ParaProfessional-SPED	Morey Elementary School	31,554
2300-512958	1	LEVESQUE	SANDRA	ParaProfessional-SPED	Morey Elementary School	33,773
2300-512958	1	CHEY	SARADY	ParaProfessional-SPED	Murkland Elementary School	35,649
2300-512958	1	JUDD	NANCY	ParaProfessional-SPED	Murkland Elementary School	37,105
2300-512958	1	MCPHILLIPS	KAREN	ParaProfessional-SPED	Murkland Elementary School	32,824
2300-512958	1	NEWELL	DENISE	ParaProfessional-SPED	Murkland Elementary School	34,607
2300-512958	1	RODRIGUEZ	ADITA	ParaProfessional-SPED	Murkland Elementary School	21,965
2300-512958	1	SOUSA	KIMBERLY	ParaProfessional-SPED	Murkland Elementary School	33,725
2300-512958	1	WATTS	AMY	ParaProfessional-SPED	Murkland Elementary School	25,057
2300-512958	1	AMIN	JYOTI	ParaProfessional-SPED	Pawtucketville Memorial Elementary Sc	32,314
2300-512958	1	DANG	PAULA	ParaProfessional-SPED	Pawtucketville Memorial Elementary Sc	21,251
2300-512958	1	FERNANDEZ	YUNIOR	ParaProfessional-SPED	Pawtucketville Memorial Elementary Sc	22,918
2300-512958	1	KENNEDY	NOREEN	ParaProfessional-SPED	Pawtucketville Memorial Elementary Sc	21,251
2300-512958	1	SILVA	COREY	ParaProfessional-SPED	Pawtucketville Memorial Elementary Sc	21,610
2300-512958	1	SYKES	JESSE	ParaProfessional-SPED	Pawtucketville Memorial Elementary Sc	26,327
2300-512958	1	WONSON	SAMANTHA	ParaProfessional-SPED	Pawtucketville Memorial Elementary Sc	27,279
2300-512958	1	VACANT	VACANT	ParaProfessional-SPED	Pawtucketville Memorial Elementary Sc	24,572
2300-512958	1	VACANT	VACANT	ParaProfessional-SPED	Pawtucketville Memorial Elementary Sc	24,572
2300-512958	1	VACANT	VACANT	ParaProfessional-SPED	Pawtucketville Memorial Elementary Sc	24,572
2300-512958	1	COLLINS	ERIN	ParaProfessional-SPED	Pyne Arts Magnet School	27,279
2300-512958	1	FREKER	LISA	ParaProfessional-SPED	Pyne Arts Magnet School	29,954
2300-512958	1	GAY	PATRICIA	ParaProfessional-SPED	Pyne Arts Magnet School	34,489
2300-512958	1	HALEY	KRISTINE	ParaProfessional-SPED	Pyne Arts Magnet School	27,279
2300-512958	1	LEVENE	REBECCA	ParaProfessional-SPED	Pyne Arts Magnet School	27,279
2300-512958	1	MANDEVILLE	KELLI	ParaProfessional-SPED	Pyne Arts Magnet School	22,918
2300-512958	1	MARTINEZ	ANGELA	ParaProfessional-SPED	Pyne Arts Magnet School	31,361

Lowell Public Schools  
FY 2018 Staff Salary Book

Positions Listed By  
Budget Book Location

2300-512958	1	MCDERMOTT	JEAN	ParaProfessional-SPED	Pyne Arts Magnet School	29,577
2300-512958	1	OLIVEIRA	CHRISTINA	ParaProfessional-SPED	Pyne Arts Magnet School	28,622
2300-512958	1	POSCO	LORI	ParaProfessional-SPED	Pyne Arts Magnet School	26,327
2300-512958	1	RODRIGUEZ-ANDRADES	NATALY	ParaProfessional-SPED	Pyne Arts Magnet School	21,966
2300-512958	1	ROPER	DEBRA	ParaProfessional-SPED	Pyne Arts Magnet School	33,842
2300-512958	1	SEVIGNY	PAULA	ParaProfessional-SPED	Pyne Arts Magnet School	31,229
2300-512958	1	SILVA	AIDA	ParaProfessional-SPED	Pyne Arts Magnet School	22,561
2300-512958	1	SOROTA	KERRI	ParaProfessional-SPED	Pyne Arts Magnet School	33,100
2300-512958	1	TENCZAR	JEFFREY	ParaProfessional-SPED	Pyne Arts Magnet School	27,279
2300-512958	1	VACANT	VACANT	ParaProfessional-SPED	Pyne Arts Magnet School	24,572
2300-512958	1	VACANT	VACANT	ParaProfessional-SPED	Pyne Arts Magnet School	24,572
2300-512958	1	VACANT	VACANT	ParaProfessional-SPED	Pyne Arts Magnet School	24,572
2300-512958	1	CAMARA	CLARIZA	ParaProfessional-SPED	Reilly Elementary School	35,439
2300-512958	1	MCGONIGLE	MICHAEL	ParaProfessional-SPED	Reilly Elementary School	26,867
2300-512958	1	RODRIGUEZ	PAULA	ParaProfessional-SPED	Reilly Elementary School	31,623
2300-512958	1	DALRYMPLE	SHERRY	ParaProfessional-SPED	Robinson Middle School	20,697
2300-512958	1	HOWELL	NATASHA	ParaProfessional-SPED	Robinson Middle School	21,924
2300-512958	1	MACLEOD	CHRISTOPHER	ParaProfessional-SPED	Robinson Middle School	21,924
2300-512958	1	NEWCOMB	LEEANN	ParaProfessional-SPED	Robinson Middle School	33,288
2300-512958	1	PERRIN	JASON	ParaProfessional-SPED	Robinson Middle School	20,340
2300-512958	1	BENNETT	KATHERINE	ParaProfessional-SPED	Rogers STEM Academy	26,867
2300-512958	1	BRUNELLE	BRYAN	ParaProfessional-SPED	Rogers STEM Academy	27,279
2300-512958	1	FERDOUSI	ZAKIA	ParaProfessional-SPED	Rogers STEM Academy	22,202
2300-512958	1	GRINER	LAJARVIS	ParaProfessional-SPED	Rogers STEM Academy	23,346
2300-512958	1	GUDEWICH	BRYAN	ParaProfessional-SPED	Rogers STEM Academy	28,622
2300-512958	1	LAFERRIERE	JOSEPH	ParaProfessional-SPED	Rogers STEM Academy	22,918
2300-512958	1	LAOUI	GHYZLENE	ParaProfessional-SPED	Rogers STEM Academy	26,326
2300-512958	1	LUIS	CHELSEY	ParaProfessional-SPED	Rogers STEM Academy	26,327
2300-512958	1	PETERS	FABIOLA	ParaProfessional-SPED	Rogers STEM Academy	25,058
2300-512958	1	TESSIER	CHRISTINE	ParaProfessional-SPED	Rogers STEM Academy	26,326
2300-512958	1	TORRES ORTIZ	NAOMI	ParaProfessional-SPED	Rogers STEM Academy	26,327
2300-512958	1	WANG	SALYNA	ParaProfessional-SPED	Rogers STEM Academy	29,577
2300-512958	1	VACANT	VACANT	ParaProfessional-SPED	Rogers STEM Academy	24,572
2300-512958	1	VACANT	VACANT	ParaProfessional-SPED	Rogers STEM Academy	24,572
2300-512958	1	VACANT	VACANT	ParaProfessional-SPED	Rogers STEM Academy	24,572
2300-512958	1	BOISVERT	SARAH	ParaProfessional-SPED	Shaughnessy Elementary School	28,623
2300-512958	1	CRAWFORD	SOPHIA	ParaProfessional-SPED	Shaughnessy Elementary School	35,323
2300-512958	1	CRUZ	JULIANA	ParaProfessional-SPED	Shaughnessy Elementary School	23,766
2300-512958	1	DAVIS	SHONICA	ParaProfessional-SPED	Shaughnessy Elementary School	22,917

Lowell Public Schools  
FY 2018 Staff Salary Book

Positions Listed By  
Budget Book Location

2300-512958	1	LEBOEUF	STAMATIA	ParaProfessional-SPED	Shaughnessy Elementary School	24,146
2300-512958	1	MARR	SUZANNE	ParaProfessional-SPED	Shaughnessy Elementary School	34,746
2300-512958	1	MILLETT	EMILY	ParaProfessional-SPED	Shaughnessy Elementary School	32,147
2300-512958	1	MORAN	BETH	ParaProfessional-SPED	Shaughnessy Elementary School	33,011
2300-512958	1	PARKE	CHRISTOPHER	ParaProfessional-SPED	Shaughnessy Elementary School	31,229
2300-512958	1	PICKETT	SHELAGH	ParaProfessional-SPED	Shaughnessy Elementary School	34,559
2300-512958	1	RUIZ-CORTES	AMAURY	ParaProfessional-SPED	Shaughnessy Elementary School	23,193
2300-512958	1	SALEM	WASSAN	ParaProfessional-SPED	Shaughnessy Elementary School	21,251
2300-512958	1	SILVA	NINA	ParaProfessional-SPED	Shaughnessy Elementary School	31,528
2300-512958	1	THERIAULT	ARLENE	ParaProfessional-SPED	Shaughnessy Elementary School	34,490
2300-512958	1	VACANT	VACANT	ParaProfessional-SPED	Shaughnessy Elementary School	27,355
2300-512958	1	COMALLI	DAVID	ParaProfessional-SPED	Stoklosa Middle School	32,059
2300-512958	1	MICHAUD	MARIA	ParaProfessional-SPED	Stoklosa Middle School	36,156
2300-512958	1	BEJANIANCE	JOAN SEDA	ParaProfessional-SPED	Sullivan Middle School	21,545
2300-512958	1	FAULKNER-HUSSEIN	MARLENE	ParaProfessional-SPED	Sullivan Middle School	24,645
2300-512958	1	GOODICK	DONALD	ParaProfessional-SPED	Sullivan Middle School	27,355
2300-512958	1	HUGHES	JENNIFER	ParaProfessional-SPED	Sullivan Middle School	26,327
2300-512958	1	KEEFE	MEAGHAN	ParaProfessional-SPED	Sullivan Middle School	30,577
2300-512958	1	LAFLEUR	LAURA	ParaProfessional-SPED	Sullivan Middle School	30,577
2300-512958	1	SOUTHERN	ROBERT	ParaProfessional-SPED	Sullivan Middle School	26,326
2300-512958	1	SWAIN	CHELSEA	ParaProfessional-SPED	Sullivan Middle School	23,404
2300-512958	1	VACANT	VACANT	ParaProfessional-SPED	Sullivan Middle School	25,916
2300-512958	1	VACANT	VACANT	ParaProfessional-SPED	Sullivan Middle School	25,916
2300-512958	1	COMTOIS	NICOLE	ParaProfessional-SPED	Wang Middle School	23,997
2300-512958	1	COTE	JOAN	ParaProfessional-SPED	Wang Middle School	32,180
2300-512958	1	RAMALHO	JULIE	ParaProfessional-SPED	Wang Middle School	31,554
2300-512958	1	RODRIGUEZ	ISAIAS	ParaProfessional-SPED	Wang Middle School	25,266
2300-512958	1	RODRIGUEZ	SAUL	ParaProfessional-SPED	Wang Middle School	27,902
2300-512958	1	CASEY	JUDITH	ParaProfessional-SPED	Washington Elementary School	34,559
2300-512958	1	CRUZ	ROY	ParaProfessional-SPED	Washington Elementary School	28,624
2300-512958	1	DESIMONE	HEATHER	ParaProfessional-SPED	Washington Elementary School	28,623
2300-512958	1	DONOVAN	COREY	ParaProfessional-SPED	Washington Elementary School	28,622
2300-512958	1	HAYDEN	MARYBETH	ParaProfessional-SPED	Washington Elementary School	33,100
2300-512958	1	LINDQUIST	JULIE	ParaProfessional-SPED	Washington Elementary School	26,327
2300-512958	1	MAKIEJ	BRENDA	ParaProfessional-SPED	Washington Elementary School	22,204
2300-512958	1	ROBLES	JANITZA	ParaProfessional-SPED	Washington Elementary School	21,846
2300-512958	1	VASANTHANMANI	MUTHURAJ	ParaProfessional-SPED	Washington Elementary School	21,253
2300-512958	1	VACANT	VACANT	ParaProfessional-SPED	SPED CSA Day Program	24,572
2300-512958	1	VACANT	VACANT	ParaProfessional-SPED	SPED CSA Day Program	24,572



### Positions Listed By Budget Book Location

121

Lowell Public Schools  
FY 2018 Staff Salary Book

Positions Listed By  
Budget Book Location

2300-512958	1	BETANCUR	ESTEBAN	ParaProfessional ABE	Lincoln Elementary School	21,965
2300-512958	1	FIGUEROA	PEDRO	ParaProfessional ABE	Lincoln Elementary School	21,966
2300-512958	1	MENDES	LINDA	ParaProfessional ABE	Lincoln Elementary School	34,607
	3					78,538

Lowell Public Schools  
FY 2018 Staff Salary Book

Positions Listed by  
School Location

Account #	FTE	Last Name	First Name	Position	School	2017-18 Salary
2300-512903	1	CHASE	MARGARET	Teacher-Adult Ed	ADULT EDUCATION	81,928
2300-512903	1	CRONIN	CHRISTINA	Teacher-Adult Ed	ADULT EDUCATION	77,482
2300-512903	1	MCCABE	MAURA	Teacher-Adult Ed	ADULT EDUCATION	77,482
2300-512903	1	SILK	SUSAN	Teacher-Adult Ed	ADULT EDUCATION	83,820
2300-512903	1	VACANT	VACANT	Teacher-Adult Ed	ADULT EDUCATION	50,000
	5					370,712

Lowell Public Schools  
FY 2018 Staff Salary Book

Positons Listed by  
Budget Book Location

Account #	FTE	Last Name	First Name	Position	School	2017-18 Salary
2300-512118	1	MCKIERNAN	ELIZABETH	Director of Adult Ed	Adult Basic Education Program	98,939

Lowell Public Schools  
FY 2018 Staff Salary Book

Positions Listed by  
Budget Book Location

Account #	FTE	Last Name	First Name	Position	School	2017-18
2500-512103	1	DOWNEY	KATHY	Library Media Specialist	Lowell High School	86,072
2500-512904	1	BACHTA	SANDRA	Library Aide	Wang Middle School	27,968
2500-512904	1	BLACK	MARY	Library Aide	Bartlett Community Partnership	27,968
2500-512904	1	BROWN	MARIE	Library Aide	Murkland Elementary School	28,800
2500-512904	1	CARRABIS	KATHLEEN	Library Aide	Reilly Elementary School	27,927
2500-512904	1	COMALLI	LINDA	Library Aide	Stoklosa Middle School	32,000
2500-512904	1	COOK	CANDACE	Library Aide	Lowell High School	27,968
2500-512904	1	DUBUQUE	JACQUELINE	Library Aide	Washington Elementary School	32,000
2500-512904	1	DUGAS	JOANNE	Library Aide	Bailey Elementary School	29,398
2500-512904	1	DUNN	MARIE	Library Aide	Moody Elementary School	32,000
2500-512904	1	GALLO	DEBORAH	Library Aide	Lowell High School	30,500
2500-512904	1	HEBERT	ERIN	Library Aide	Pyne Arts Magnet School	24,978
2500-512904	1	MCCULLOUGH	LO	Library Aide	Morey Elementary School	28,566
2500-512904	1	NORTON	NANCY	Library Aide	McAuliffe Elementary School	31,696
2500-512904	1	OM	GRACE NGO	Library Aide	McAvinnue Elementary School	30,500
2500-512904	1	OXTON	LESLIE	Library Aide	Pawtucketville Memorial Elementary School	30,500
2500-512904	1	SHEA	IRIS	Library Aide	Lincoln Elementary School	33,293
2500-512904	1	TAYLOR	CECILE	Library Aide	Robinson Middle School	27,968
2500-512904	1	VACANT	VACANT	Library Aide	Butler Middle School	22,691
2500-512904	1	VACANT	VACANT	Library Aide	Greenhalge Elementary School	22,691
2500-512904	1	VACANT	VACANT	Library Aide	Rogers Stem Academy	22,691
2500-512904	1	VALERA	MICHELLE	Library Aide	Shaughnessy Elementary School	27,969
2500-512904	1	VOUTSELAS	STEPHANIE	Library Aide	Sullivan Middle School	31,098
2500-512904	1	ZAIM	ERICA	Library Aide	Daley Middle School	22,353
	23					653,522

Lowell Public Schools  
FY 2018 Staff Salary Book

Positions Listed by  
School Location

Account #	FTE	Last Name	First Name	Position	School	2017-18 Salary
2600-512903		FREELEY	DEBORAH	Teacher-TV Studio	LOWELL HIGH	72,525

Lowell Public Schools  
FY 2018 Staff Salary Book

Positions Listed by  
Budget Book Location

Account #	FTE	Last Name	First Name	Position	School	2017-18
2700-512105	1	CROCKER	MELANIE	Guidance Services	Bartlett Community Partnership	83,911
2700-512105	1	DEE	KALEY	Guidance Services	Butler Middle School	80,941
2700-512105	1	LEPOER	SITHRA	Guidance Services	Daley Middle School	88,623
2700-512105	1	RIBARDO-SMITH	AARON	Guidance Services	Lowell High School	80,941
2700-512105	1	LAWLER-BRENAN	ANGELA	Guidance Services	Lowell High School	87,092
2700-512105	1	QUINTON	CRYSTAL	Guidance Services	Lowell High School	81,673
2700-512105	1	BOISVERT	SHELBY	Guidance Services	Lowell High School	81,673
2700-512105	1	CROWELL	YVETTE	Guidance Services	Lowell High School	83,911
2700-512105	1	CASSIDY	KAYRN	Guidance Services	Lowell High School	87,092
2700-512105	1	DEVOST	RHONDA	Guidance Services	Lowell High School	87,092
2700-512105	1	BRUNNER	HEATHER	Guidance Services	Lowell High School	87,092
2700-512105	1	MENDONCA	ROSE	Guidance Services	Lowell High School	90,440
2700-512105	1	VACANT	VACANT	Guidance Services	Lowell High School	80,941
2700-512105	1	UONG	CHANRITHY	Guidance Services	Lowell High School	88,623
2700-512105	1	FIGUEROA	YLIANA	Guidance Services	Lowell High School	89,730
2700-512105	1	SARIN	VANNORATH	Guidance Services	Lowell High School	87,239
2700-512105	1	GRIFFIN	KATHRYN	Guidance Services	Lowell High School	95,121
2700-512105	1	PELTON	KATHRYN	Guidance Services	Pyne Arts Magnet School	80,941
2700-512105	1	HINES	PATRICIA	Guidance Services	Robinson Middle School	85,401
2700-512105	1	TY	SENG	Guidance Services	Stoklosa Middle School	85,401
2700-512105	1	DANDURANT	DARLENE	Guidance Services	Sullivan Middle School	90,440
2700-512105	1	ROY	LYNDSAY	Guidance Services	Wang Middle School	80,941
2700-512105	1	VACANT	VACANT	Guidance Services	Rogers STEM Academy	80,941
23						1,966,199

Lowell Public Schools  
FY 2018 Staff Salary Book

Positions Listed by  
School Location

Account #	FTE	Last Name	First Name	Position	School	2017-18 Salary
2800-512135	1	WOLTERDING	MATTHEW	Caseworker	BRIDGE	53,603



Lowell Public Schools  
FY 2018 Staff Salary Book

Positions Listed by  
Budget Book Location

Account #	Pay FTE	Last Name	First Name	Position	School	2017-18
2700-512902	1	DOWLING	ROBERTA	SCHEDULER CLERK LHS	Lowell High School	40,920
2700-512902	1	DURAND	MICHELLE	SCHEDULER CLERK LHS	Lowell High School	45,046
2700-512902	1	GEOFFROY	MARY	SCHEDULER CLERK LHS	Lowell High School	45,046
2700-512902	1	MCCABE	BRENDA	SCHEDULER CLERK LHS	Lowell High School	40,492
2700-512902	1	MCHUGH	LISA	SCHEDULER CLERK LHS	Lowell High School	40,920
	5					212,423

Lowell Public Schools  
FY 2018 Staff Salary Book

Positions Listed by  
Budget Book Location

Account #	FTE	Last Name	First Name	Position	School	2017-18 Salary
2800-512135	1	FARADY-DRISCOLL	JOAN	Social Worker	Cardinal O'Connell - McHugh Alternative	87,536
2800-512135	1	RICCIARDI	DANIELA	Social Worker	Lowell High School	84,188
2800-512135	1	MARTEL	GINA	Social Worker	Lowell High School	84,188
2800-512135	1	CORREA-BERG	CARLA	Social Worker	Lowell High School	88,648
2800-512135	1	ELLENTUCK	AMY	Social Worker	Lowell High School	89,754
2800-512135	1	UNDERWOOD	JENNIFER	Social Worker SPED	Moody/Pyne/Rogers	84,188
2800-512135	1	SCHWARTZ	MAUREEN	Social Worker	Lowell High School	89,137
2800-512135	1	CASEY	LORI	Social Worker SPED	Butler Middle School/Shaghnessy	84,188
2800-512135	1	HECKER	JENNIFER	Social Worker SPED	Reilly Elementary School/Greenhalge	84,188
2800-512135	1	SPENCER	ERIN	Social Worker SPED	Stoklosa Middle School/Washington	84,188
2800-512135	1	GREENBERG	ANNA	Social Worker SPED	Wang Middle School/Pawtucketville	86,426
2800-512135	1	OBRIEN	CLAIRE	Social Worker SPED	Daley Middle School/Morey	86,426
	12					1,033,055

Lowell Public Schools  
FY 2018 Staff Salary Book

Positions Listed by  
Budget Book Location

Account #	FTE	Last Name	First Name	Position	School	2017-18 Salary
2800-512104	1	CAPPELLO	SARA	Psychologist	Stoklosa	91,895
2800-512104	1	CULHANE	CAITLIN	Psychologist	Robinson Middle School	91,895
2800-512104	1	DALEY	PAMELA	Psychologist	Daley Middle School	92,284
2800-512104	1	DILL	KELSEY	Psychologist	Reilly Elementary School	91,895
2800-512104	1	DUNKERLEY	LORI	Psychologist	Wang Middle School	95,244
2800-512104	1	FORREST	TARA	Psychologist	Lowell High School	94,133
2800-512104	1	KYRIAZIDIS	EFTHYMIA	Psychologist	Bartlett Community Partnership	91,895
2800-512104	1	MURILLO	MARIA	Psychologist	Greenhalge Elementary School	96,354
2800-512104	1	O'BRIEN	MARY ANNE	Psychologist	McAvinnue Elementary School	99,924
2800-512104	1	PYLES	SHEELA	Psychologist	Lowell High School	94,133
2800-512104	1	SCHUELER	MARTINA	Psychologist	Lincoln Elementary School	95,244
2800-512104	1	YOUS	PHAKDEY	Psychologist	Butler Middle School	91,895
2800-512104	1	VACANT	VACANT	Psychologist	Sullivan Middle School	101,895
	13					1,228,685

Lowell Public Schools  
FY 2018 Staff Salary Book

Positons Listed by  
Budget Book Location

Account #	FTE	Last Name	First Name	Position	School	2017-18 Salary
3100-512142	0.5	DESCOTEAUX	JOHN	Coordinator of FRC	Family Resource Center	48,319
3300-512142	0.5	DESCOTEAUX	JOHN	Coordinator of Transportation	Central Office	48,319
	1					96,638

Lowell Public Schools  
FY 2018 Staff Salary Book

Positons Listed by  
Budget Book Location

Account #	FTE	Last Name	First Name	Position	School	2017-18 Salary
3100-512112	1	BRANSFIELD	PAULA	District Support Spec.	Curriculum Office	88,684
3100-512112	1	CRONES	NANCY	District Support Spec.	Student Support Services	90,921
3100-512112	1	BLOUIN	LYN	District Support Spec.	Student Support Services	97,342
3100-512112	1	PAYNE	MARY	District Support Spec.	Student Support Services	94,250
	4					371,197

Lowell Public Schools  
FY 2018 Staff Salary Book

Positons Listed by  
Budget Book Location

Account #	FTE	Last Name	First Name	Position	School	2017-18 Salary
3100-512142	1	GANLEY	HEATHER	Attendance Officer	Student Support Services	70,348
3100-512910	1	SEGARRA-MORALES	ROSA	Attendance Monitor	Student Support Services	32,949
3100-512910	1	KEANE	CATHERINE	Attendance Monitor	Student Support Services	32,949
	2					65,898

Lowell Public Schools  
FY 2018 Staff Salary Book

Positons Listed by  
Budget Book Location

Account #	FTE	Last Name	First Name	Position	School	2017-18 Salary
3500-512115	0.5	DEPROFIO	JAMES	Director of Athletics	Lowell High School	56,315

Lowell Public Schools  
FY 2018 Staff Salary Book

Positons Listed by  
Budget Book Location

Account #	FTE	Last Name	First Name	Position	School	2017-18 Salary
4000-512906	1	UNDERWOOD	RICK	Facility Director	Business Office	80,000



Lowell Public Schools  
FY 2018 Staff Salary Book

Positions Listed by  
Budget Book Location

Account #	FTE	LastName	FirstName	Position	School	2017-18 Salary
4110-51290	1	VACANT	VACANT	Custodian	Admin/Rogers	41,904
4110-512903	1	GEOFFREY	VICTOR	Custodian	Administration Bldg	42,767
4110-512903	1	PHILLIPS	CARL	Custodian	Adult Basic Education Program	44,683
4110-512903	1	SCANLON	THOMAS	Custodian	Bailey Elementary School	50,339
4110-512903	1	FORTNER	JAMES	Custodian	Bailey Elementary School	45,716
4110-512903	1	BLANCHETTE	DONALD	Custodian	Bailey Elementary School	45,183
4110-512903	1	PHOL	SOKVAN	Custodian	Bartlett Community Partnership	45,340
4110-512903	1	SURETTE	RICHARD	Custodian	Bartlett Community Partnership	49,805
4110-512903	1	FLEMING	KATHERINE	Custodian	Bartlett Community Partnership	44,248
4110-512903	1	UNDERWOOD	THOMAS	Custodian	Bartlett Community Partnership	43,074
4110-512903	1	KEENAN	MICHAEL	Custodian	BRIDGE Program	44,151
4110-512903	1	WOLFGANG	JOHN	Custodian	Business Office	50,339
4110-512903	1	QUINTAL	DEREK	Custodian	Business Office	43,074
4110-512903	1	GAGNON	JOSEPH	Custodian	Butler Middle School	49,963
4110-512903	1	RILEY	RICHARD	Custodian	Butler Middle School	50,339
4110-512903	1	SNOW	ROGER	Custodian	Butler Middle School	45,716
4110-512903	1	LETOURNEAU	DAVID	Custodian	Cardinal O'Connell - McHugh Alternative	44,683
4110-512903	1	BATOR	RONALD	Custodian	Daley	43,893
4110-512903	1	BASTIEN	JUSTIN	Custodian	Daley Middle School	43,074
4110-512903	1	GEOFFROY	NORMAND	Custodian	Daley Middle School	49,963
4110-512903	1	LAFORTUNE	RAY	Custodian	Daley Middle School	49,805
4110-512903	1	RODRIGUES	DAVID	Custodian	Greenhalge Elementary School	50,339
4110-512903	1	RUDY	ANNE	Custodian	Greenhalge Elementary School	44,248
4110-512903	1	SILVA	DANIEL	Custodian	Leblanc Therapeutic Day School	44,151
4110-512903	1	KEENAN	NATALIE	Custodian	Lincoln Elementary School	45,716
4110-512903	1	LANOUE	DOLORES	Custodian	Lincoln Elementary School	44,426
4000-512960	1	PRIMEAU	CRYSTAL	Custodian	Lowell High School	44,050
4000-512960	1	KILUK	RICHARD	Custodian	Lowell High School	42,603
4000-512960	1	AZAROWSKI	STEPHEN	Custodian	Lowell High School	45,716
4000-512960	1	OCIEPKA	ROBERT	Custodian	Lowell High School	45,538
4000-512960	1	SAYER	ALAN	Custodian	Lowell High School	58,572
4000-512960	1	MCHUGH	ROBERT	Custodian	Lowell High School	43,136
4000-512960	1	WALSH	SCOTT	Custodian	Lowell High School	45,716
4000-512960	1	DAIGNEAULT	RICHARD	Custodian	Lowell High School	44,426
4000-512960	1	HAND	ROBERT	Custodian	Lowell High School	45,538
4000-512960	1	O'HARA	FRANCIS	Custodian	Lowell High School	45,716
4000-512960	1	HARRIGAN	PATRICK	Custodian	Lowell High School	61,152
4000-512960	1	SMITH	RONALD	Custodian	Lowell High School	45,716
4000-512960	1	CLOUGH	PATTI	Custodian	Lowell High School	44,050
4000-512960	1	WHITE	MARK	Custodian	Lowell High School	45,340

Lowell Public Schools  
FY 2018 Staff Salary Book

Positions Listed by  
Budget Book Location

4000-512960	1	PRESCOTT	KEVIN	Custodian	Lowell High School	45,183
4000-512960	1	MITCHELL	KIMBERLY	Custodian	Lowell High School	43,072
4000-512960	1	CROWTHER	CHAD	Custodian	Lowell High School	45,183
4000-512960	1	SPINNEY	QUENTIN	Custodian	Lowell High School	45,183
4000-512960	1	HARVEY	DEBORAH	Custodian	Lowell High School	45,183
4000-512960	1	HANSEN	MARITZA	Custodian	Lowell High School	45,183
4000-512960	1	WILLIAMS	DEMETRIUS	Custodian	Lowell High School	45,183
4110-512903	1	GIURLEO	MARK	Custodian	McAuliffe Elementary School	50,338
4110-512903	1	PSALEDAKIS	JONATHAN	Custodian	McAuliffe Elementary School	45,183
4110-512903	1	SILVA	AGOSTINHO	Custodian	McAvinnue Elementary School	45,716
4110-512903	1	LANOUE	RONALD	Custodian	McAvinnue Elementary School	45,716
4110-512903	1	SILVA	MANUEL	Custodian	McAvinnue Elementary School	50,339
4110-512903	1	GORDON	ERIC	Custodian	Moody Elementary School	50,339
4110-512903	1	MCCABE	EDWARD	Custodian	Moody Elementary School	43,136
4110-512903	1	BILBY	JEFFREY	Custodian	Morey Elementary School	50,339
4110-512903	1	CAPPOTTO	MICHAEL	Custodian	Morey Elementary School	45,538
4110-512903	1	MAUTI	CHRISTOPHER	Custodian	Morey Elementary School	45,183
4110-512903	1	CARNEY	SEAN	Custodian	Murkland	44,012
4110-512903	1	CASEY	MICHAEL	Custodian	Murkland Elementary School	49,963
4110-512903	1	SNOW	JAMES	Custodian	Murkland Elementary School	42,958
4110-512903	1	LAWRENSON	JONATHAN	Custodian	Murkland Elementary School	45,183
4110-512903	1	BINDAS	WALTER	Custodian	Pawtucketville Memorial Elementary Schc	45,340
4110-512903	1	CLARK	JOHN	Custodian	Pawtucketville Memorial Elementary Schc	50,339
4110-512903	1	ROGERS	DANIEL	Custodian	Pawtucketville Memorial Elementary Schc	43,074
4110-512903	1	PURCELL	DAVID	Custodian	Pyne Arts Magnet School	45,538
4110-512903	1	NAPPA	CARMEN	Custodian	Pyne Arts Magnet School	50,339
4110-512903	1	TROTT	KENNETH	Custodian	Pyne Arts Magnet School	42,958
4110-512903	1	FEEHAN	JAMES	Custodian	Pyne Arts Magnet School	43,074
4110-512903	1	BEJANIANCE	SHAWN	Custodian	Pyne Arts Magnet School	45,183
4110-512903	1	MITCHELL	JAMES	Custodian	Reilly	43,074
4110-512903	1	SARMENTO	RICHARD	Custodian	Reilly Elementary School	50,339
4110-512903	1	FITZPATRICK	CHARLES	Custodian	Reily	45,716
4110-512903	1	GALLAGHER	DANIEL	Custodian	Robinson	45,183
4110-512903	1	BOUMEL	RICHARD	Custodian	Robinson	41,094
4110-512903	1	LAKE	MICHAEL	Custodian	Robinson Middle School	44,426
4110-512903	1	INESON	GEORGE	Custodian	Robinson Middle School	50,339
4110-512903	1	GOMES	ANTHONY	Custodian	Robinson Middle School	45,183
4110-512903	1	DIAMAMTOPOULAS	JOHN	Custodian	Rogers STEM Academy	42,958
4110-512903	1	STUART	GERALD	Custodian	Rogers STEM Academy	45,716
4110-512903	1	PARENT	JAMES	Custodian	Shaughnessy Elementary School	50,161
4110-512903	1	PEABODY	MARK	Custodian	Shaughnessy Elementary School	45,716

Lowell Public Schools  
FY 2018 Staff Salary Book

4110-512903	1	SINGER	GARRETT	Custodian
4110-512903	1	LEFEBVRE	DONNA MARIE	Custodian
4110-512903	1	NORTON	CHARLES	Custodian
4110-512903	1	VIEIRA	JOSE	Custodian
4110-512903	1	CASEY	EUGENE	Custodian
4110-512903	1	GONZALEZ	RAMON	Custodian
4110-512903	1	KING	KELLY	Custodian
4110-512903	1	SINGER	CHARLES	Custodian
4110-512903	1	SHEEHAN	MICHAEL	Custodian
4110-512903	1	FERREIRA	DENNIS	Custodian
4110-512903	1	ESTEVES	FREDDY	Custodian
4110-512903	1	SPINDLER	FREDERICK	Custodian
4000-512915	93			


Positions Listed by  
Budget Book Location

Shaughnessy Elementary School	45,183
Stoklosa Middle School	45,340
Stoklosa Middle School	45,340
Stoklosa Middle School	50,339
Sullivan Middle School	45,340
Sullivan Middle School	45,340
Sullivan Middle School	43,136
Wang Middle School	45,538
Wang Middle School	44,426
Wang Middle School	50,339
Wang Middle School	43,073
Washington Elementary School	50,161
	4,291,625

Lowell Public Schools  
FY 2018 Staff Salary Book

Positions Listed by  
Budget Book Location

Account #	FTE	LastName	FirstName	Position	School	2017-18 Salary
4000-512915	1	UONG	CHHAYA	SECURITY GUARD	The Career Academy	42,958
4000-512915	1	FLYNN	THOMAS	SECURITY GUARD	Lowell High School	42,958
4000-512915	1	JARVIS	KEVIN	SECURITY GUARD	Lowell High School	41,432
4000-512915	1	FALARDEAU	LEO	SECURITY GUARD	Lowell High School	43,136
4000-512915	1	DESMARAIS	MARY	SECURITY GUARD	Lowell High School	45,716
4000-512915	1	CZELEWICZ	KIRK	SECURITY GUARD	Lowell High School	43,136
4000-512915	1	LESSARD	DANIELLE	SECURITY GUARD	Lowell High School	42,958
4000-512915	1	O'BRIEN	THOMAS	SECURITY GUARD	Lowell High School	42,603
4000-512915	1	ARMSTRONG	KENNETH	SECURITY GUARD	Leblanc Therapeutic Day School	42,603
4000-512915	1	CREMIN	SHAUN	SECURITY GUARD	Lowell High School	40,493
4000-512915	10					427,993



# Bailey Elementary School

**Kimberley J. Clements, Principal**

175 Campbell Drive

Lowell, Massachusetts 01851

978-937-7644



## Accountability

	2013	2014	2015	2016
Accountability Level:	1	1	2	2
School Performance Percentile:	32	42	42	40

## Progress & Performance Index (PPI)

	2013	2014	2015	2016	Cumulative
All Students	69	113	31	44	56
High Needs	50	113	113*	44	79

On Target ≥ 75

\*Held Harmless due to new Economically Disadvantaged subgroup

## Enrollment (October 1, 2016)

	PK	K	1	2	3	4	5	6	7	8	9	10	11	12	SP	Total
School	28	93	93	98	97	96										505
District	566	1,197	1,177	1,266	1,263	1,241	1,188	1,007	1,112	1,104	867	810	807	773	38	14,416

## Students (October 1, 2016)

	school	district
African American	4.4	7.5
Asian	34.3	29.0
Hispanic	21.6	31.4
White	34.5	28.3
Other	5.2	3.8

## Indicators (2015-16)

	school	district
Attendance Rate	95.4	94.3
Average Number of Days Absent	7.9	9.5
Absent 10 or more days	30.7	33.7
Chronically Absent (10% or more)	10.5	15.3
Students with more than 9 Unexcused Absences	13.9	22.6
Retention Rate	0.0	1.7

## Special Programs (2016-17)


CSA (PreK)

CSA (K-2)

CSA (3-4)

	school	district
First Language Not English	28.3	30.0
English Language Learner	23.4	25.1
Students With Disabilities	14.5	16.0
High Needs	66.3	71.0
Economically Disadvantaged	50.5	54.1

# Bartlett Community Partnership School



**Peter B. Holtz, Principal**  
79 Wannalancit Street  
Lowell, Massachusetts 01854  
978-937-8968



## Accountability

	2013	2014	2015	2016
Accountability Level:	3	3	1	1
School Performance Percentile:	13	27	34	33

## Progress & Performance Index (PPI)

	2013	2014	2015	2016	Cumulative
All Students	105	80	65	60	70
High Needs	95	80	80*	65	76

On Target ≥ 75

\*Held Harmless due to new Economically Disadvantaged subgroup

## Enrollment (October 1, 2016)

	PK	K	1	2	3	4	5	6	7	8	9	10	11	12	SP	Total
School	50	49	44	54	48	54	59	54	59	59						530
District	566	1,197	1,177	1,266	1,263	1,241	1,188	1,007	1,112	1,104	867	810	807	773	38	14,416

## Students (October 1, 2016)

	school	district
African American	9.4	7.5
Asian	36.8	29.0
Hispanic	33.8	31.4
White	15.5	28.3
Other	4.5	3.8


## Indicators (2015-16)

	school	district
Attendance Rate	94.4	94.3
Average Number of Days Absent	9.2	9.5
Absent 10 or more days	36.1	33.7
Chronically Absent (10% or more)	18.1	15.3
Students with more than 9 Unexcused Absences	21.2	22.6
Retention Rate	0.7	1.7

## Special Programs (2016-17)

	school	district
First Language Not English	33.6	30.0
English Language Learner	27.5	25.1
Students With Disabilities	22.1	16.0
High Needs	78.9	71.0
Economically Disadvantaged	59.6	54.1

Lifeskills (PreK)  
Lifeskills (K-2)  
Lifeskills (2-3)  
Lifeskills (3-4)  
Lifeskills (5-6)  
Lifeskills (7-8)



# Butler Middle School

**Teresa Soares-Pena, Principal**

1140 Gorham Street

Lowell, Massachusetts 01852

978-937-8973



## Accountability

	2013	2014	2015	2016
Accountability Level:	3	2	2	2
School Performance Percentile:	19	22	25	31

## Progress & Performance Index (PPI)

	2013	2014	2015	2016	Cumulative
All Students	60	70	60	70	66
High Needs	70	55	55*	80	67

On Target  $\geq 75$

\*Held Harmless due to new Economically Disadvantaged subgroup

## Enrollment (October 1, 2016)

	PK	K	1	2	3	4	5	6	7	8	9	10	11	12	SP	Total
School							135	132	141	137						545
District	566	1,197	1,177	1,266	1,263	1,241	1,188	1,007	1,112	1,104	867	810	807	773	38	14,416

## Students (October 1, 2016)

	school	district
African American	7.7	7.5
Asian	26.2	29.0
Hispanic	28.4	31.4
White	33.2	28.3
Other	4.5	3.8

## Indicators (2015-16)

	school	district
Attendance Rate	94.5	94.3
Average Number of Days Absent	9.3	9.5
Absent 10 or more days	34.0	33.7
Chronically Absent (10% or more)	12.7	15.3
Students with more than 9 Unexcused Absences	23.4	22.6
Retention Rate	1.3	1.7

## Special Programs (2016-17)

	school	district
First Language Not English	25.1	30.0
English Language Learner	23.3	25.1
Students With Disabilities	16.7	16.0
High Needs	75.2	71.0
Economically Disadvantaged	55.2	54.1

Adjustment (5-6)  
Adjustment (7-8)  
Newcomer (5-6)  
Newcomer (7-8)




# Card. O'Connell - McHugh Alternative

**Michelle R. Butterworth**, Coordinator

21 Carter Street

Lowell, Massachusetts 01852

978-446-7000



## Accountability

2013 2014 2015 2016

Accountability Level:

School Performance Percentile:

## Progress & Performance Index (PPI)

2013 2014 2015 2016 Cumulative

All Students

High Needs

On Target  $\geq 75$

\*Held Harmless due to new Economically Disadvantaged subgroup

## Enrollment (October 1, 2016)

	PK	K	1	2	3	4	5	6	7	8	9	10	11	12	SP	Total
School																
District	566	1,197	1,177	1,266	1,263	1,241	1,188	1,007	1,112	1,104	867	810	807	773	38	14,416

## Students (October 1, 2016)

	school	district
African American		7.5
Asian		29.0
Hispanic		31.4
White		28.3
Other		3.8


## Indicators (2015-16)

	school	district
Attendance Rate		94.3
Average Number of Days Absent		9.5
Absent 10 or more days		33.7
Chronically Absent (10% or more)		15.3
Students with more than 9 Unexcused Absences		22.6
Retention Rate		1.7

## Special Programs (2016-17)

	school	district
First Language Not English		30.0
English Language Learner		25.1
Students With Disabilities		16.0
High Needs		71.0
Economically Disadvantaged		54.1





# Daley Middle School

**William James Skinner, Principal**

150 Fleming Street

Lowell, Massachusetts 01851

978-937-8981



## Accountability

	2013	2014	2015	2016
Accountability Level:	1	2	1	1
School Performance Percentile:	43	45	53	60

## Progress & Performance Index (PPI)

	2013	2014	2015	2016	Cumulative
All Students	75	60	90	70	75
High Needs	90	50	80	80	75

On Target ≥ 75

\*Held Harmless due to new Economically Disadvantaged subgroup

## Enrollment (October 1, 2016)

	PK	K	1	2	3	4	5	6	7	8	9	10	11	12	SP	Total
School							176	174	169	177						696
District	566	1,197	1,177	1,266	1,263	1,241	1,188	1,007	1,112	1,104	867	810	807	773	38	14,416

## Students (October 1, 2016)

	school	district
African American	3.9	7.5
Asian	43.2	29.0
Hispanic	18.2	31.4
White	29.5	28.3
Other	5.2	3.8

	school	district
First Language Not English	23.0	30.0
English Language Learner	20.0	25.1
Students With Disabilities	18.1	16.0
High Needs	64.4	71.0
Economically Disadvantaged	43.5	54.1

## Indicators (2015-16)

	school	district
Attendance Rate	96.3	94.3
Average Number of Days Absent	6.4	9.5
Absent 10 or more days	20.7	33.7
Chronically Absent (10% or more)	7.5	15.3
Students with more than 9 Unexcused Absences	10.9	22.6
Retention Rate	0.3	1.7

## Special Programs (2016-17)

Lifeskills (5-6)  
 Lifeskills (7-8)  
 Lifeskills (Intensive 5-8)  
 CSA (5-8)  
 CSA (5)  
 Newcomer (5-8)


# Greenhalge Elementary School

**Pamela E. Gendron**, Principal

149 Ennell Street

Lowell, Massachusetts 01850

978-937-7670



## Accountability

	2013	2014	2015	2016
Accountability Level:	3	3	3	3
School Performance Percentile:	9	6	6	5

## Progress & Performance Index (PPI)

	2013	2014	2015	2016	Cumulative
All Students	56	69	50	56	57
High Needs	56	75	75*	38	58

On Target ≥ 75

\*Held Harmless due to new Economically Disadvantaged subgroup

## Enrollment (October 1, 2016)

	PK	K	1	2	3	4	5	6	7	8	9	10	11	12	SP	Total
School	60	89	87	92	90	83										501
District	566	1,197	1,177	1,266	1,263	1,241	1,188	1,007	1,112	1,104	867	810	807	773	38	14,416

## Students (October 1, 2016)

	school	district
African American	10.2	7.5
Asian	14.2	29.0
Hispanic	40.1	31.4
White	31.3	28.3
Other	4.2	3.8

## Indicators (2015-16)


	school	district
Attendance Rate	94.1	94.3
Average Number of Days Absent	9.6	9.5
Absent 10 or more days	39.8	33.7
Chronically Absent (10% or more)	17.8	15.3
Students with more than 9 Unexcused Absences	26.1	22.6
Retention Rate	0.5	1.7

## Special Programs (2016-17)

CSA (Pre-K) 3

Newcomer (1-4)

	school	district
First Language Not English	31.5	30.0
English Language Learner	27.1	25.1
Students With Disabilities	13.0	16.0
High Needs	78.2	71.0
Economically Disadvantaged	65.1	54.1



# Laura Lee Therapeutic Day School

**Eric Oxford**, Coordinator  
 235 Powell Street  
 Lowell, Massachusetts 01851  
 978-937-7655



## Accountability

Accountability Level:  
 School Performance Percentile:

2013 2014 2015 2016

## Progress & Performance Index (PPI)

2013 2014 2015 2016 Cumulative

All Students  
 High Needs

On Target  $\geq 75$

\*Held Harmless due to new Economically Disadvantaged subgroup

## Enrollment (October 1, 2016)

	PK	K	1	2	3	4	5	6	7	8	9	10	11	12	SP	Total
School				1	1	4	2	4	6							18
District	566	1,197	1,177	1,266	1,263	1,241	1,188	1,007	1,112	1,104	867	810	807	773	38	14,416

## Students (October 1, 2016)

	school	district
African American	16.7	7.5
Asian	0.0	29.0
Hispanic	38.9	31.4
White	33.3	28.3
Other	11.1	3.8

## Indicators (2015-16)

	school	district
Attendance Rate	86.9	94.3
Average Number of Days Absent	22.4	9.5
Absent 10 or more days	76.2	33.7
Chronically Absent (10% or more)	52.4	15.3
Students with more than 9 Unexcused Absences	61.9	22.6
Retention Rate	0.0	1.7

## Special Programs (2016-17)

	school	district
First Language Not English	11.1	30.0
English Language Learner	5.6	25.1
Students With Disabilities	100.0	16.0
High Needs	100.0	71.0
Economically Disadvantaged	94.4	54.1



# Leblanc Therapeutic Day School

Carolyn L. Cuneo, Coordinator

58 Sycamore Street

Lowell, Massachusetts 01852

978-970-5467



## Accountability

2013 2014 2015 2016

Accountability Level:

School Performance Percentile:

## Progress & Performance Index (PPI)

2013 2014 2015 2016 Cumulative

All Students

High Needs

On Target  $\geq 75$

\*Held Harmless due to new Economically Disadvantaged subgroup

## Enrollment (October 1, 2016)

	PK	K	1	2	3	4	5	6	7	8	9	10	11	12	SP	Total
School										2	8	9	5	9		33
District	566	1,197	1,177	1,266	1,263	1,241	1,188	1,007	1,112	1,104	867	810	807	773	38	14,416

## Students (October 1, 2016)


	school	district
African American	12.1	7.5
Asian	6.1	29.0
Hispanic	60.6	31.4
White	18.2	28.3
Other	3.0	3.8

	school	district
First Language Not English	3.0	30.0
English Language Learner	0.0	25.1
Students With Disabilities	100.0	16.0
High Needs	100.0	71.0
Economically Disadvantaged	93.9	54.1

## Indicators (2015-16)

	school	district
Attendance Rate	75.9	94.3
Average Number of Days Absent	40.2	9.5
Absent 10 or more days	86.0	33.7
Chronically Absent (10% or more)	74.4	15.3
Students with more than 9 Unexcused Absences	76.7	22.6
Retention Rate	2.9	1.7

## Special Programs (2016-17)



# Lincoln Elementary School

**Ruben D. Carmona**, Principal

300 Chelmsford Street

Lowell, Massachusetts 01851

978-937-2846



## Accountability

	2013	2014	2015	2016
Accountability Level:	3	3	3	1
School Performance Percentile:	18	17	19	27

## Progress & Performance Index (PPI)

	2013	2014	2015	2016	Cumulative
All Students	69	69	69	100	81
High Needs	69	69	69*	94	79

On Target  $\geq 75$

\*Held Harmless due to new Economically Disadvantaged subgroup

## Enrollment (October 1, 2016)

	PK	K	1	2	3	4	5	6	7	8	9	10	11	12	SP	Total
School	49	89	84	94	96	90										502
District	566	1,197	1,177	1,266	1,263	1,241	1,188	1,007	1,112	1,104	867	810	807	773	38	14,416

## Students (October 1, 2016)

	school	district
African American	4.8	7.5
Asian	48.2	29.0
Hispanic	29.9	31.4
White	12.2	28.3
Other	4.9	3.8

## Indicators (2015-16)


	school	district
Attendance Rate	95.2	94.3
Average Number of Days Absent	8.2	9.5
Absent 10 or more days	31.0	33.7
Chronically Absent (10% or more)	12.7	15.3
Students with more than 9 Unexcused Absences	17.8	22.6
Retention Rate	0.5	1.7

## Special Programs (2016-17)

	school	district
First Language Not English	42.2	30.0
English Language Learner	38.2	25.1
Students With Disabilities	16.9	16.0
High Needs	82.7	71.0
Economically Disadvantaged	63.7	54.1

ABE Program (K)

ABE Program (1-2)



# Lowell High School

**Brian J. Martin**, Head of School

50 Father Morissette Boulevard

Lowell, Massachusetts 01852

978-937-8900



## Accountability

	2013	2014	2015	2016
Accountability Level:	3	3	3	3
School Performance Percentile:	14	12	11	11

## Progress & Performance Index (PPI)

	2013	2014	2015	2016	Cumulative
All Students	61	54	68	64	63
High Needs	50	68	68*	46	58

On Target  $\geq 75$

\*Held Harmless due to new Economically Disadvantaged subgroup

## Enrollment (October 1, 2016)

	PK	K	1	2	3	4	5	6	7	8	9	10	11	12	SP	Total
School											839	763	784	721	38	3,145
District	566	1,197	1,177	1,266	1,263	1,241	1,188	1,007	1,112	1,104	867	810	807	773	38	14,416

## Students (October 1, 2016)

	school	district
African American	11.3	7.5
Asian	32.0	29.0
Hispanic	23.8	31.4
White	30.8	28.3
Other	2.1	3.8

## Indicators (2015-16)

	school	district
Attendance Rate	92.2	94.3
Average Number of Days Absent	12.9	9.5
Absent 10 or more days	37.9	33.7
Chronically Absent (10% or more)	21.8	15.3
Students with more than 9 Unexcused Absences	28.3	22.6
Retention Rate	4.9	1.7

## Special Programs (2016-17)

	school	district
First Language Not English	18.5	30.0
English Language Learner	11.2	25.1
Students With Disabilities	10.3	16.0
High Needs	56.3	71.0
Economically Disadvantaged	44.3	54.1




# McAuliffe Elementary School

**Nan R. Murphy, Principal**

570 Beacon Street

Lowell, Massachusetts 01850

978-937-2838



## Accountability

	2013	2014	2015	2016
Accountability Level:	3	1	1	1
School Performance Percentile:	20	39	46	40

## Progress & Performance Index (PPI)

	2013	2014	2015	2016	Cumulative
All Students	113	100	88	44	75
High Needs	113	100	100*	44	79

On Target ≥ 75

\*Held Harmless due to new Economically Disadvantaged subgroup

## Enrollment (October 1, 2016)

	PK	K	1	2	3	4	5	6	7	8	9	10	11	12	SP	Total
School	39	92	83	91	89	98										492
District	566	1,197	1,177	1,266	1,263	1,241	1,188	1,007	1,112	1,104	867	810	807	773	38	14,416

## Students (October 1, 2016)

	school	district
African American	5.3	7.5
Asian	11.6	29.0
Hispanic	44.3	31.4
White	35.6	28.3
Other	3.2	3.8

## Indicators (2015-16)

	school	district
Attendance Rate	94.5	94.3
Average Number of Days Absent	9.3	9.5
Absent 10 or more days	38.9	33.7
Chronically Absent (10% or more)	13.2	15.3
Students with more than 9 Unexcused Absences	29.0	22.6
Retention Rate	0.3	1.7

## Special Programs (2016-17)

Language Based (K-4)

Deaf and Hard of Hearing (PK-4)

Newcomer (1-4)

	school	district
First Language Not English	25.6	30.0
English Language Learner	20.7	25.1
Students With Disabilities	15.2	16.0
High Needs	71.5	71.0
Economically Disadvantaged	61.2	54.1


# McAvinnue Elementary School

**Michael Neal Ducharme, Principal**

131 Mammoth Road

Lowell, Massachusetts 01854

978-937-2871



## Accountability

	2013	2014	2015	2016
Accountability Level:	3	3	3	3
School Performance Percentile:	6	3	1	2

## Progress & Performance Index (PPI)

	2013	2014	2015	2016	Cumulative
All Students	63	44	50	63	55
High Needs	63	50	50	63	56

On Target ≥ 75

\*Held Harmless due to new Economically Disadvantaged subgroup

## Enrollment (October 1, 2016)

	PK	K	1	2	3	4	5	6	7	8	9	10	11	12	SP	Total
School	30	96	82	100	94	94										496
District	566	1,197	1,177	1,266	1,263	1,241	1,188	1,007	1,112	1,104	867	810	807	773	38	14,416

## Students (October 1, 2016)

	school	district
African American	5.6	7.5
Asian	14.1	29.0
Hispanic	54.4	31.4
White	22.2	28.3
Other	3.7	3.8

## Indicators (2015-16)

	school	district
Attendance Rate	94.8	94.3
Average Number of Days Absent	8.7	9.5
Absent 10 or more days	35.2	33.7
Chronically Absent (10% or more)	12.7	15.3
Students with more than 9 Unexcused Absences	18.6	22.6
Retention Rate	0.3	1.7

## Special Programs (2016-17)

CSA (PreK)

CSA (K-2)


CSA (3-4)

Newcomer (1-2)

Newcomer (3-4)

	school	district
First Language Not English	37.3	30.0
English Language Learner	32.5	25.1
Students With Disabilities	17.7	16.0
High Needs	78.8	71.0
Economically Disadvantaged	61.1	54.1





# Moody Elementary School

**Roberta M. Keefe, Principal**

158 Rogers Street

Lowell, Massachusetts 01852

978-937-7673



## Accountability

	2013	2014	2015	2016
<b>Accountability Level:</b>	3	3	3	2
<b>School Performance Percentile:</b>	20	13	16	22

## Progress & Performance Index (PPI)

	2013	2014	2015	2016	Cumulative
<b>All Students</b>	50	69	50	94	71
<b>High Needs</b>	25	69	69*	94	74

On Target ≥ 75

\*Held Harmless due to new Economically Disadvantaged subgroup

## Enrollment (October 1, 2016)

	PK	K	1	2	3	4	5	6	7	8	9	10	11	12	SP	Total
<b>School</b>	27	47	39	45	48	43										249
<b>District</b>	566	1,197	1,177	1,266	1,263	1,241	1,188	1,007	1,112	1,104	867	810	807	773	38	14,416

## Students (October 1, 2016)

	school	district
<b>African American</b>	3.6	7.5
<b>Asian</b>	16.5	29.0
<b>Hispanic</b>	38.2	31.4
<b>White</b>	34.9	28.3
<b>Other</b>	6.8	3.8

## Indicators (2015-16)


	school	district
<b>Attendance Rate</b>	93.5	94.3
<b>Average Number of Days Absent</b>	10.6	9.5
<b>Absent 10 or more days</b>	46.5	33.7
<b>Chronically Absent (10% or more)</b>	19.8	15.3
<b>Students with more than 9 Unexcused Absences</b>	29.0	22.6
<b>Retention Rate</b>	1.0	1.7

## Special Programs (2016-17)

PK-Plus Program

K-Plus Program

	school	district
<b>First Language Not English</b>	45.8	30.0
<b>English Language Learner</b>	44.2	25.1
<b>Students With Disabilities</b>	7.6	16.0
<b>High Needs</b>	87.1	71.0
<b>Economically Disadvantaged</b>	69.5	54.1



# Morey Elementary School

**Andrew Desrosiers, Principal**

130 Pine Street

Lowell, Massachusetts 01851

978-937-7662



## Accountability

	2013	2014	2015	2016
Accountability Level:	1	2	2	2
School Performance Percentile:	30	33	37	38

## Progress & Performance Index (PPI)

	2013	2014	2015	2016	Cumulative
All Students	75	56	81	69	71
High Needs	75	56	69	75	69

On Target  $\geq 75$

\*Held Harmless due to new Economically Disadvantaged subgroup

## Enrollment (October 1, 2016)

	PK	K	1	2	3	4	5	6	7	8	9	10	11	12	SP	Total
School	55	93	91	100	95	94										528
District	566	1,197	1,177	1,266	1,263	1,241	1,188	1,007	1,112	1,104	867	810	807	773	38	14,416

## Students (October 1, 2016)

	school	district
African American	3.6	7.5
Asian	59.7	29.0
Hispanic	12.3	31.4
White	19.7	28.3
Other	4.7	3.8

## Indicators (2015-16)

	school	district
Attendance Rate	96.0	94.3
Average Number of Days Absent	6.9	9.5
Absent 10 or more days	22.2	33.7
Chronically Absent (10% or more)	6.7	15.3
Students with more than 9 Unexcused Absences	16.4	22.6
Retention Rate	0.8	1.7

## Special Programs (2016-17)

Lifeskills (Intensive PreK)  
Lifeskills (Intensive K-4)

	school	district
First Language Not English	40.5	30.0
English Language Learner	35.0	25.1
Students With Disabilities	15.9	16.0
High Needs	69.1	71.0
Economically Disadvantaged	47.5	54.1


# Murkland Elementary School

Jason M. DiCarlo, Principal

350 Adams Street

Lowell, Massachusetts 01854

978-937-2826



## Accountability

	2013	2014	2015	2016
Accountability Level:	1	1	2	2
School Performance Percentile:	26	35	29	27

## Progress & Performance Index (PPI)

	2013	2014	2015	2016	Cumulative
All Students	81	94	38	63	63
High Needs	81	94	94*	56	78

On Target ≥ 75

\*Held Harmless due to new Economically Disadvantaged subgroup

## Enrollment (October 1, 2016)

	PK	K	1	2	3	4	5	6	7	8	9	10	11	12	SP	Total
School	49	95	83	97	87	93										504
District	566	1,197	1,177	1,266	1,263	1,241	1,188	1,007	1,112	1,104	867	810	807	773	38	14,416

## Students (October 1, 2016)

	school	district
African American	4.2	7.5
Asian	48.0	29.0
Hispanic	32.3	31.4
White	9.7	28.3
Other	5.8	3.8

## Indicators (2015-16)

	school	district
Attendance Rate	95.1	94.3
Average Number of Days Absent	8.2	9.5
Absent 10 or more days	32.9	33.7
Chronically Absent (10% or more)	12.2	15.3
Students with more than 9 Unexcused Absences	24.4	22.6
Retention Rate	2.6	1.7

## Special Programs (2016-17)

Adjustment (K-2)  
Adjustment (3-4)  
Newcomer (1-2)  
Newcomer (3-4)

	school	district
First Language Not English	45.4	30.0
English Language Learner	40.9	25.1
Students With Disabilities	16.5	16.0
High Needs	87.3	71.0
Economically Disadvantaged	70.6	54.1

# Pawtucketville Memorial Elementary School



**Mathew McLean**, Principal  
425 West Meadow Road  
Lowell, Massachusetts 01854  
978-937-7667



## Accountability

	2013	2014	2015	2016
Accountability Level:	1	1	1	1
School Performance Percentile:	27	41	43	57

## Progress & Performance Index (PPI)

	2013	2014	2015	2016	Cumulative
All Students	100	100	94	119	100
High Needs	88	81	94	113	98

On Target ≥ 75

\*Held Harmless due to new Economically Disadvantaged subgroup

## Enrollment (October 1, 2016)

	PK	K	1	2	3	4	5	6	7	8	9	10	11	12	SP	Total
School	31	93	95	98	96	92										505
District	566	1,197	1,177	1,266	1,263	1,241	1,188	1,007	1,112	1,104	867	810	807	773	38	14,416

## Students (October 1, 2016)

	school	district
African American	6.5	7.5
Asian	21.6	29.0
Hispanic	26.9	31.4
White	40.6	28.3
Other	4.4	3.8

	school	district
First Language Not English	26.5	30.0
English Language Learner	23.2	25.1
Students With Disabilities	15.4	16.0
High Needs	63.6	71.0
Economically Disadvantaged	45.5	54.1


## Indicators (2015-16)

	school	district
Attendance Rate	95.6	94.3
Average Number of Days Absent	7.3	9.5
Absent 10 or more days	29.5	33.7
Chronically Absent (10% or more)	10.1	15.3
Students with more than 9 Unexcused Absences	17.4	22.6
Retention Rate	1.6	1.7

## Special Programs (2016-17)

Adjustment (K-2)  
Adjustment (3-4)  
CSA (PreK)  
CSA (K-1)  
Newcomer (1-4)





# Pyne Arts Magnet School

Wendy L. Crocker-Roberge, Principal

145 Boylston Street

Lowell, Massachusetts 01852

978-937-7639



## Accountability

	2013	2014	2015	2016
Accountability Level:	2	2	2	2
School Performance Percentile:	53	49	57	66

## Progress & Performance Index (PPI)

	2013	2014	2015	2016	Cumulative
All Students	70	35	85	80	72
High Needs	55	45	70	80	68

On Target  $\geq 75$

\*Held Harmless due to new Economically Disadvantaged subgroup

## Enrollment (October 1, 2016)

	PK	K	1	2	3	4	5	6	7	8	9	10	11	12	SP	Total
School	32	49	49	49	53	48	60	55	50	53						498
District	566	1,197	1,177	1,266	1,263	1,241	1,188	1,007	1,112	1,104	867	810	807	773	38	14,416

## Students (October 1, 2016)

	school	district
African American	6.0	7.5
Asian	13.1	29.0
Hispanic	32.3	31.4
White	44.8	28.3
Other	3.8	3.8


## Indicators (2015-16)

	school	district
Attendance Rate	95.5	94.3
Average Number of Days Absent	7.6	9.5
Absent 10 or more days	28.3	33.7
Chronically Absent (10% or more)	8.3	15.3
Students with more than 9 Unexcused Absences	17.7	22.6
Retention Rate	0.0	1.7

## Special Programs (2016-17)

CSA (PreK)  
CSA (K-1)  
CSA (2-4)  
CSA (5-8)

	school	district
First Language Not English	23.3	30.0
English Language Learner	21.7	25.1
Students With Disabilities	23.1	16.0
High Needs	66.7	71.0
Economically Disadvantaged	43.2	54.1



# Reilly Elementary School

**Sean D. Carabatsos, Principal**

115 Douglas Road

Lowell, Massachusetts 01852

978-937-7652



## Accountability

	2013	2014	2015	2016
Accountability Level:	3	1	3	1
School Performance Percentile:	19	24	20	25

## Progress & Performance Index (PPI)

	2013	2014	2015	2016	Cumulative
All Students	94	69	63	88	77
High Needs	106	81	81*	94	89

On Target  $\geq 75$

\*Held Harmless due to new Economically Disadvantaged subgroup

## Enrollment (October 1, 2016)

	PK	K	1	2	3	4	5	6	7	8	9	10	11	12	SP	Total
School		96	111	103	123	116										549
District	566	1,197	1,177	1,266	1,263	1,241	1,188	1,007	1,112	1,104	867	810	807	773	38	14,416

## Students (October 1, 2016)

	school	district
African American	4.4	7.5
Asian	7.8	29.0
Hispanic	37.7	31.4
White	46.4	28.3
Other	3.7	3.8


## Indicators (2015-16)

	school	district
Attendance Rate	95.3	94.3
Average Number of Days Absent	7.7	9.5
Absent 10 or more days	30.9	33.7
Chronically Absent (10% or more)	11.5	15.3
Students with more than 9 Unexcused Absences	16.2	22.6
Retention Rate	1.1	1.7

## Special Programs (2016-17)

Adjustment (K-2)  
Adjustment (3-4)  
Newcomer (1-2)  
Newcomer (3-4)

	school	district
First Language Not English	31.7	30.0
English Language Learner	29.0	25.1
Students With Disabilities	10.7	16.0
High Needs	63.6	71.0
Economically Disadvantaged	51.5	54.1



# Robinson Middle School

**Thaddeus King, Principal**

110 June Street

Lowell, Massachusetts 01850

978-937-8974



## Accountability

	2013	2014	2015	2016
Accountability Level:	3	3	3	3
School Performance Percentile:	10	6	8	7

## Progress & Performance Index (PPI)

	2013	2014	2015	2016	Cumulative
All Students	40	15	70	55	50
High Needs	35	30	55	45	44

On Target ≥ 75

\*Held Harmless due to new Economically Disadvantaged subgroup

## Enrollment (October 1, 2016)

	PK	K	1	2	3	4	5	6	7	8	9	10	11	12	SP	Total
School							154	139	169	156						618
District	566	1,197	1,177	1,266	1,263	1,241	1,188	1,007	1,112	1,104	867	810	807	773	38	14,416

## Students (October 1, 2016)

	school	district
African American	11.7	7.5
Asian	19.4	29.0
Hispanic	41.3	31.4
White	24.4	28.3
Other	3.2	3.8

## Indicators (2015-16)


	school	district
Attendance Rate	93.6	94.3
Average Number of Days Absent	10.7	9.5
Absent 10 or more days	43.6	33.7
Chronically Absent (10% or more)	23.4	15.3
Students with more than 9 Unexcused Absences	34.9	22.6
Retention Rate	0.2	1.7

## Special Programs (2016-17)

Language Based (5-6)  
 Language Based (7-8)  
 Deaf and Hard of Hearing (5-8)  
 Newcomer (5-6)  
 Newcomer (7-8)

	school	district
First Language Not English	30.0	30.0
English Language Learner	29.0	25.1
Students With Disabilities	15.5	16.0
High Needs	84.1	71.0
Economically Disadvantaged	67.0	54.1





# Rogers STEM Academy

**Jason M. McCrevan**, Principal

43 Highland Street

Lowell, Massachusetts 01852

978-674-2040



## Accountability

Accountability Level:

School Performance Percentile:

2013 2014 2015 2016

## Progress & Performance Index (PPI)

2013 2014 2015 2016 Cumulative

All Students

High Needs

On Target  $\geq 75$

\*Held Harmless due to new Economically Disadvantaged subgroup

## Enrollment (October 1, 2016)

	PK	K	1	2	3	4	5	6	7	8	9	10	11	12	SP	Total
School	57	91	102	106	102	94	55									607
District	566	1,197	1,177	1,266	1,263	1,241	1,188	1,007	1,112	1,104	867	810	807	773	38	14,416

## Students (October 1, 2016)

	school	district
African American	9.4	7.5
Asian	23.9	29.0
Hispanic	37.9	31.4
White	24.7	28.3
Other	4.1	3.8

	school	district
First Language Not English	38.1	30.0
English Language Learner	31.1	25.1
Students With Disabilities	14.5	16.0
High Needs	79.7	71.0
Economically Disadvantaged	64.3	54.1

## Indicators (2015-16)

	school	district
Attendance Rate	94.2	94.3
Average Number of Days Absent	9.2	9.5
Absent 10 or more days	40.0	33.7
Chronically Absent (10% or more)	18.7	15.3
Students with more than 9 Unexcused Absences	31.2	22.6
Retention Rate	0.3	1.7

## Special Programs (2016-17)

CSA (PreK) 2

CSA (K)

Newcomer (1-2)

Newcomer (3-4)




# Shaughnessy Elementary School

**Susan J. Mulligan**, Principal

1158 Gorham Street

Lowell, Massachusetts 01852

978-937-7657



## Accountability

	2013	2014	2015	2016
Accountability Level:	3	3	3	3
School Performance Percentile:	9	8	10	19

## Progress & Performance Index (PPI)

	2013	2014	2015	2016	Cumulative
All Students	75	69	56	81	71
High Needs	75	63	63*	81	71

On Target ≥ 75

\*Held Harmless due to new Economically Disadvantaged subgroup

## Enrollment (October 1, 2016)

	PK	K	1	2	3	4	5	6	7	8	9	10	11	12	SP	Total
School	32	85	91	90	93	93										484
District	566	1,197	1,177	1,266	1,263	1,241	1,188	1,007	1,112	1,104	867	810	807	773	38	14,416

## Students (October 1, 2016)

	school	district
African American	4.3	7.5
Asian	29.5	29.0
Hispanic	36.0	31.4
White	25.8	28.3
Other	4.4	3.8

## Indicators (2015-16)

	school	district
Attendance Rate	95.2	94.3
Average Number of Days Absent	8.1	9.5
Absent 10 or more days	32.9	33.7
Chronically Absent (10% or more)	12.7	15.3
Students with more than 9 Unexcused Absences	21.7	22.6
Retention Rate	0.0	1.7


## Special Programs (2016-17)

CSA (PreK)

CSA (K-2)

CSA (3-4)

	school	district
First Language Not English	33.5	30.0
English Language Learner	28.7	25.1
Students With Disabilities	19.2	16.0
High Needs	78.5	71.0
Economically Disadvantaged	52.7	54.1



# Stoklosa Middle School

**James Phillip Cardaci, Principal**

560 Broadway Street

Lowell, Massachusetts 01854

978-275-6330



## Accountability

	2013	2014	2015	2016
Accountability Level:	3	3	3	3
School Performance Percentile:	15	17	17	18

## Progress & Performance Index (PPI)

	2013	2014	2015	2016	Cumulative
All Students	85	55	60	55	60
High Needs	85	55	55	50	56

On Target ≥ 75

\*Held Harmless due to new Economically Disadvantaged subgroup

## Enrollment (October 1, 2016)

	PK	K	1	2	3	4	5	6	7	8	9	10	11	12	SP	Total
School							166	148	181	178						673
District	566	1,197	1,177	1,266	1,263	1,241	1,188	1,007	1,112	1,104	867	810	807	773	38	14,416

## Students (October 1, 2016)

	school	district
African American	4.3	7.5
Asian	53.8	29.0
Hispanic	29.1	31.4
White	10.0	28.3
Other	2.8	3.8

	school	district
First Language Not English	45.2	30.0
English Language Learner	39.5	25.1
Students With Disabilities	15.0	16.0
High Needs	82.9	71.0
Economically Disadvantaged	63.0	54.1

## Indicators (2015-16)

	school	district
Attendance Rate	95.8	94.3
Average Number of Days Absent	7.2	9.5
Absent 10 or more days	26.2	33.7
Chronically Absent (10% or more)	9.4	15.3
Students with more than 9 Unexcused Absences	9.4	22.6
Retention Rate	0.0	1.7

## Special Programs (2016-17)

Adjustment (5-6)  
Adjustment (7-8)  
Newcomer (5-6)  
Newcomer (7-8)


# Sullivan Middle School

Jacquelyn R. Paton, Principal

150 Draper Street

Lowell, Massachusetts 01852

978-937-8993



## Accountability

	2013	2014	2015	2016
Accountability Level:	3	3	3	3
School Performance Percentile:	11	12	14	15

## Progress & Performance Index (PPI)

	2013	2014	2015	2016	Cumulative
All Students	30	65	70	60	61
High Needs	35	70	70*	60	63

On Target ≥ 75

\*Held Harmless due to new Economically Disadvantaged subgroup

## Enrollment (October 1, 2016)

	PK	K	1	2	3	4	5	6	7	8	9	10	11	12	SP	Total
School							175	153	172	170						670
District	566	1,197	1,177	1,266	1,263	1,241	1,188	1,007	1,112	1,104	867	810	807	773	38	14,416

## Students (October 1, 2016)

	school	district
African American	9.1	7.5
Asian	12.7	29.0
Hispanic	38.7	31.4
White	36.7	28.3
Other	2.8	3.8

## Indicators (2015-16)


	school	district
Attendance Rate	94.1	94.3
Average Number of Days Absent	10.1	9.5
Absent 10 or more days	33.7	33.7
Chronically Absent (10% or more)	17.0	15.3
Students with more than 9 Unexcused Absences	24.8	22.6
Retention Rate	0.5	1.7

## Special Programs (2016-17)

Adjustment (5-6)  
Adjustment (7-8)  
CSA (6)  
CSA (7-8)  
Newcomer (5-6)  
Newcomer (7-8)

	school	district
First Language Not English	35.4	30.0
English Language Learner	32.5	25.1
Students With Disabilities	15.5	16.0
High Needs	73.6	71.0
Economically Disadvantaged	59.4	54.1





# The Career Academy

Margaret C. Ferrick, Principal

125 Smith Street

Lowell, Massachusetts 01851

978-275-6399



## Accountability

2013 2014 2015 2016

Accountability Level:

School Performance Percentile:

## Progress & Performance Index (PPI)

2013 2014 2015 2016 Cumulative

All Students

High Needs

On Target  $\geq 75$

\*Held Harmless due to new Economically Disadvantaged subgroup

## Enrollment (October 1, 2016)

	PK	K	1	2	3	4	5	6	7	8	9	10	11	12	SP	Total
School							20	38	18	43						119
District	566	1,197	1,177	1,266	1,263	1,241	1,188	1,007	1,112	1,104	867	810	807	773	38	14,416

## Students (October 1, 2016)


	school	district
African American	9.2	7.5
Asian	14.3	29.0
Hispanic	48.7	31.4
White	24.4	28.3
Other	3.4	3.8

## Indicators (2015-16)

	school	district
Attendance Rate		94.3
Average Number of Days Absent		9.5
Absent 10 or more days		33.7
Chronically Absent (10% or more)		15.3
Students with more than 9 Unexcused Absences		22.6
Retention Rate		1.7

## Special Programs (2016-17)

	school	district
First Language Not English	10.1	30.0
English Language Learner	9.2	25.1
Students With Disabilities	10.9	16.0
High Needs	74.8	71.0
Economically Disadvantaged	67.2	54.1



# Wang Middle School

**Matthew C. Stahl, Principal**

365 West Meadow Road

Lowell, Massachusetts 01854

978-937-7683



## Accountability

	2013	2014	2015	2016
Accountability Level:	2	2	2	2
School Performance Percentile:	35	34	34	36

## Progress & Performance Index (PPI)

	2013	2014	2015	2016	Cumulative
All Students	75	35	75	70	65
High Needs	70	35	70	70	63

On Target  $\geq 75$

\*Held Harmless due to new Economically Disadvantaged subgroup

## Enrollment (October 1, 2016)

	PK	K	1	2	3	4	5	6	7	8	9	10	11	12	SP	Total
School							206	148	165	172						691
District	566	1,197	1,177	1,266	1,263	1,241	1,188	1,007	1,112	1,104	867	810	807	773	38	14,416

## Students (October 1, 2016)

	school	district
African American	7.5	7.5
Asian	16.4	29.0
Hispanic	42.0	31.4
White	31.1	28.3
Other	3.0	3.8

## Indicators (2015-16)

	school	district
Attendance Rate	95.5	94.3
Average Number of Days Absent	7.7	9.5
Absent 10 or more days	27.3	33.7
Chronically Absent (10% or more)	12.4	15.3
Students with more than 9 Unexcused Absences	20.1	22.6
Retention Rate	1.2	1.7

## Special Programs (2016-17)

	school	district
First Language Not English	31.7	30.0
English Language Learner	24.9	25.1
Students With Disabilities	15.5	16.0
High Needs	69.2	71.0
Economically Disadvantaged	52.0	54.1

Adjustment (5-6)

Adjustment (7-8)

Newcomer (5-6)

Newcomer (7-8)


# Washington Elementary School

**Cheryl A. Cunningham, Principal**

795 Wilder Street

Lowell, Massachusetts 01851

978-937-7635



## Accountability

	2013	2014	2015	2016
Accountability Level:	1	1	1	1
School Performance Percentile:	34	43	56	45

## Progress & Performance Index (PPI)

	2013	2014	2015	2016	Cumulative
All Students	94	100	88	75	86
High Needs	125	94	94*	56	82

On Target ≥ 75

\*Held Harmless due to new Economically Disadvantaged subgroup

## Enrollment (October 1, 2016)

	PK	K	1	2	3	4	5	6	7	8	9	10	11	12	SP	Total
School	27	40	43	48	51	49										258
District	566	1,197	1,177	1,266	1,263	1,241	1,188	1,007	1,112	1,104	867	810	807	773	38	14,416

## Students (October 1, 2016)

	school	district
African American	5.0	7.5
Asian	47.7	29.0
Hispanic	21.7	31.4
White	18.6	28.3
Other	7.0	3.8

## Indicators (2015-16)

	school	district
Attendance Rate	95.1	94.3
Average Number of Days Absent	8.3	9.5
Absent 10 or more days	32.2	33.7
Chronically Absent (10% or more)	13.5	15.3
Students with more than 9 Unexcused Absences	14.9	22.6
Retention Rate	0.5	1.7

## Special Programs (2016-17)

CSA (PreK)

CSA (K-2)

CSA (3-4)

	school	district
First Language Not English	39.5	30.0
English Language Learner	33.3	25.1
Students With Disabilities	18.2	16.0
High Needs	71.3	71.0
Economically Disadvantaged	42.2	54.1



**LOWELL PUBLIC SCHOOLS**  
**Henry J. Mroz Administration Office**  
**155 Merrimack Street**  
**Lowell, Massachusetts 01852**

**Jaclyn Kelleher-Roy**  
Grants Manager

**Tel: (978) 674-2031**  
**Fax: (978) 937-7620**  
**E-Mail: [jkelleher-roy@lowell.k12.ma.us](mailto:jkelleher-roy@lowell.k12.ma.us)**

March 20, 2017

Gary Frisch  
School Business Administrator  
Lowell Public Schools

Dear Gary:


The Lowell Public Schools will be submitting applications for federal, state and private grants for the 2017-2018 School Year. It is anticipated that the level of funding for the 2017 - 2018 School Year may be less than that of the 2016 - 2017 school year. The primary areas for decrease are Early Childhood and potentially in the Curriculum Entitlement grants (Title I, Title IIA, Title III) and 21<sup>st</sup> Century Community Learning Centers grants.

School Year	Approved Grants	Approved Amount
2016 - 2017	48	\$ 19,354,105
2015 - 2016	56	\$ 19,310,335

Also included for reference please find a list of the approved grants for the 2016 - 2017 School Year with more detailed information (e.g. grant fund code, title, amount, funding by major expense category, brief description, positions funded).

Please let me know if you have questions or need additional information.

Thank you.

  
Jaclyn Kelleher-Roy

Reference 1 - 2017 Grants worksheet by category and FTE (6 pages)



Lowell Public Schools - 2017 approved grants											
Fund	Munis Code	Program Name	# of Staff	Total Grant Award	Supv, Instructional & Support Staff	Tutors	Stipends	Fringe Benefits	Contractual Services (Incl Substitutes)	Supplies	Other (Incl Misc, Student Transportation, Travel & Indirect Costs)
<b>CURRICULUM</b>											
305	1604	Title I		5,045,782	4,160,878	57,260	39,053	674,133	5,000	53,000	56,458
		Title I funding supports activities to close the achievement gap between all students and special populations. Activities include reading and math intervention, educator quality and effectiveness, assessment and data systems.									
		Funds 70.5 FTE.									
		Director	1.0								
		Coordinator - School Improvement	1.0								
		Assistant HR Director	1.0								
		Social Workers	22.0								
		Instructional Specialists (MS & LHS)	15.0								
		Teachers	4.0								
		Paraprofessionals	0.0								
		Clerical Support	3.0								
		Tutors-Part Time up to 15 hrs per wk	27.0								
		Parent Liaisons - Full Time	0.0								
		Parent Liaisons - Part Time	20.0								
		Total	94.0								
140	1679	Title II A - Educator Quality		1,170,759	998,499			89,872	82,388		
		Professional development programs to provide support in literacy instruction, mathematics resources, technology integration and mentoring.									
		Funds 12 FTE									
		Coordinator - Induction Programs	1.0								
		Literacy Specialists (ES)	10.0								
		Clerical Support	1.0								
		Total	12.0								
180	1678	Title III - Limited English Proficiency (LEP)		570,987	195,505	226,800	82,800	64,632	1,250		
		Title III funding supports english language learners providing high quality professional development, lead teacher stipends and tutoring to students in schools with very high limited english proficiency student populations									
		Funds 12.5 FTE									
		District Support Specialist	1.0								
		Content Teacher	1.0								
		Tutors-Part Time up to 15 hrs per wk	20.0								
		Parent Liaison - Part Time	1.0								
		Total	23.0								
184	1690	Title III - LEP Summer		16,937			10,000		5,250	1,687	
		Funding supports professional development on social, emotional, trauma, refugee, SLIFE, and ESL instructional strategies to improve instruction to English Language Learners									
186	1648	Title III - Immigrant Support		62,850	11,340	48,600		164	400	346	2,000
		Funding supports english language learners by providing native language tutors and outreach to immigrant families to promote active participation in their children's education									
180	1677	Title III - LEP Carryover		40,151		35,251	4,900				
		Funding supports English Language Learnings (ELL). Funds tutors as well as stipends for professional development									



Lowell Public Schools - 2017 approved grants											
Fund	Munis Code	Program Name	# of Staff	Total Grant Award	Supv, Instructional & Support Staff	Tutors	Stipends	Fringe Benefits	Contractual Services (Incl Substitutes)	Supplies	Other (Incl Misc, Student Transportation, Travel & Indirect Costs)
182	1653	Title III - Supplemental Suppt Carryover		358						358	
		Funding for supplies									
	1619	Refugee School Impact		52,000		34,800			17,200		
		Funding supports ESL Tutors (1.51 FTE) for high school and middle school refugee students as well as a summer program for these students									
	1572	ELL Enrichment Programs		231,950	29,150		142,640		30,960		29,200
		Funding supports extended summer program for English Language Learnings (ELL).									
150	1654	Title II B - Math & Science Partnerships		199,986			43,584		137,302	19,100	
		Year 3 of a 3 year professional development offering in the areas of math and science, partnering with Edutron, Fitchburg State and Mass State Science & Engineering Fair									
400	1636	Occupational Ed - Perkins LHS		127,203			56,950			52,452	17,801
		Funding supports occupational ed and vocational skills for Lowell High School students. Activities include enhancing more career pathways and continuing the software platform that helps connect academic achievement to post secondary goals									
625	1511	LHS Summer Academic Support		42,820	38,320		4,500				
		Funds summer academic support programs for Lowell High School students									
321	1640	Title I Distinguished Schools		4,000							4,000
		Funds registration costs for staff to attend the 2017 National Title I Conference									
PL/VZF	1165	Project Learn/Verizon Foundation - LHS		6,325			3,825		2,500		
		Funding supports stipends and substitutes for STEM innovative learning at Lowell High School's Maker Space									
PL/VZF	1164	Project Learn/Verizon Foundation - IDEA Camp		9,200			9,200				
		Funding supports staffing for IDEA Camp summer 2017									
PL/VZF	1166	Project Learn/Verizon Foundation - Bartlett		2,760			2,400				360
		Funding supports stipends amd travel reimbursement for STEM innovative learning at the Bartlett									
CREST	1537	Focus on Early Literacy		115,281			17,781		21,000	73,500	3,000
GEMS	1143	GEMS Science Planning		40,000			32,000			1,500	6,500
		Funding to plan a sustainable four year vision for excellence in STEM (Science, Technology, Engineering and Mathmatics) at the District									
MACEC	1148	Lowell Clean Energy Partnership Initiative		125,000			86,255		30,609	5,116	3,020
		Funding supports programming at LHS to prepare students for Clean Energy/STEM occupations.									
ARTS	1514	STARS Residency - Pyne Arts		10,000			200		9,800		
		Funding supports an artist in residence (cultural partner) at the Pyne Arts School									
				7,874,349	5,433,692	402,711	536,088	828,801	343,659	207,059	122,339

Lowell Public Schools - 2017 approved grants											
Fund	Munis Code	Program Name	# of Staff	Total Grant Award	Supv, Instructional & Support Staff	Tutors	Stipends	Fringe Benefits	Contractual Services (Incl Substitutes)	Supplies	Other (Incl Misc, Student Transportation, Travel & Indirect Costs)
<b>SPECIAL EDUCATION</b>											
240	1611	SPED 94-142 Allocation		4,104,794	3,055,171		50,000	796,715	108,266	22,000	72,642
		Special Education funding is to ensure students with disabilities have access to a free and appropriate education to meet each students unique needs and prepare each student for further education, employment and independent living.									
		Funds 60.6 staff									
		Asst Administrator of Special Ed	1.0								
		Coordinator - Alternative School	2.0								
		Staff Counsel for Student Services	1.0								
		Board Certified Behavior Specialist	1.0								
		Behavior Specialist	1.0								
		CSA (Autism) Specialist	1.0								
		Evaluation Team Chairperson	1.0								
		Social Worker	6.0								
		SPED Teachers	9.0								
		Paraprofessionals	34.0								
		Clerical Support	2.0								
		Nurse	2.0								
		EC Screenings - testing	1.0								
		Total	62.0								
274	1630	SPED Program Improvement		108,288			56,688		46,600	5,000	
		Professional development programs for special education staff									
240	1620	SPED 94-142 Allocation		540,082	224,322					71,000	244,760
		Funding primarily for summer school in July of 2017 (wages, transportation, materials) for students with disabilities									
				4,753,164	3,279,493		106,688	796,715	154,866	98,000	317,402
<b>EARLY CHILDHOOD</b>											
237	1570	Coord Family & Comm Engagement		223,800	181,508			28,572	5,000	4,720	4,000
		Funding supports staff who work with Lowell Public Schools early childhood families and community organizations to provide linkages and transition supports for family strengthening and positive parenting solutions									
		Funds 3.9 FTE									
		District Support Specialist	1.0								
		Social Worker	1.0								
		Parent Liaison	3.0								
		Total	5.0								
262	1618	Early Childhood SPED Allocation		90,955	81,440			9,515			
		Funding supports children (ages 3-5) with disabilities in high quality programs across settings for services or supports children who are eligible for special ed									
		Funds 1.6 staff									
		District Support Specialist	1.0								

Lowell Public Schools - 2017 approved grants											
Fund	Munis Code	Program Name	# of Staff	Total Grant Award	Supv, Instructional & Support Staff	Tutors	Stipends	Fringe Benefits	Contractual Services (Incl Substitutes)	Supplies	Other (Incl Misc, Student Transportation, Travel & Indirect Costs)
		Social Worker	1.0								
		Parent Liaison	1.0								
		Total	3.0								
262	1660	Early Childhood SPED Allocation - Carryover		615.85						615.85	
	Funding supports children (ages 3-5) with disabilities in high quality programs across settings for services or supports children who are eligible for special ed										
298	1639	Early Childhood SPED Prog Imp		4,650			1,650		800	2,000	200
	Funding supports family engagement for inclusive preschool and kindergarten classes for students with IEPs ages 3-5										
391	1562	Inclusive Preschool Learning		343,994	283,722			60,272			
	Funding supports teachers and paras working in integrated classrooms supporting inclusion at the Pawtucketville, Rogers, McAvinnue and McAuliffe schools										
		Funds 6 staff									
		Teachers	2.0								
		Paraprofessionals	4.0								
		Total	6.0								
518	1670	Preschool Expansion		3,165,571	243,705		1,920	22,781	2,798,763	15,220	83,182
	Funding supports partnership between LPS and Little Sprouts to create models for expanding preschools										
		Funds 1.5 staff									
		Classroom Developer	1.0								
		Assitant Classroom Developer	0.5								
		Total	1.5								
	1642	Higher Order Teaching		114,120	10,000		10,370	900	24,900	40,950	27,000
	Funding supports professional development and materials for early childhood math assessment and higher order teaching										
				3,943,706	800,375	0	13,940	122,040	2,829,463	63,506	114,382
		OTHER STUDENT SUPPORT SERVICES									
345	1540	Adult Basic Education		612,015	464,809			78,024	10,700	28,682	29,800
	Assists people in obtaining their GED (HiSET) Funds faciliators, support staff and part time adult educators at five different LAEC sites										
		Funds 16.9 FTE									
		Student Health Facilitator	1.0								
		ADA Coordinator	1.0								
		Clerical Support	1.0								
		ESOL Registrar	1.0								
		Adult Ed Instructors (part time) and other part time staff support	27.0								
		Total	31.0								
340	1651	Federal - Adult Basic Education		318,838	279,390					32,750	6,698

Lowell Public Schools - 2017 approved grants											
Fund	Munis Code	Program Name	# of Staff	Total Grant Award	Supv, Instructional & Support Staff	Tutors	Stipends	Fringe Benefits	Contractual Services (Incl Substitutes)	Supplies	Other (Incl Misc, Student Transportation, Travel & Indirect Costs)
		Assists people in obtaining their GED (HiSET). Funds support staff and part time adult educators at five different LAEC sites									
		Funds 8.6 FTE									
		Teachers Advisors & Assessment Specialists	17.0								
850	1510	GED Test Centers		5,502						5,502	
		Supplies for GED testing e.g. testing material, printing, computer, printer, scanner maintenance									
USED	1672	Elementary Counseling		472,627	207,947		34,694	40,179	170,822	14,295	4,690
		Year 2 of a 3 year grant supporting staff and mental health resources for refugee students.									
		Funds 2.2 staff									
		School Counselors	2.0								
		Social Worker	0.2								
		Total	2.2								
USED	1674	Full Service Community Schools		483,788	169,815			16,000	255,633	12,200	30,140
		Year 1 of a 5 year grant supporting high needs alternative high school (LHS Career Acad) as a full service community school site.									
		Funds 1 staff									
		Community Schools Prog. Manager	1.0								
		Total	1.0								
310	1615	McKinney-Vento Homeless		40,000	34,380					4,620	1,000
		Funding provides services to at risk students and families who are either homeless or at risk of becoming homeless (e.g. tutoring, educational training for parents, before and after school programs).									
320	1632	Suppl. Support - At Risk Students		40,000	1,500		33,150			5,350	
		Redirect Counselors (2) to provide ongoing case management and direct service for students and families at risk of dropping out. Materials for prevention and retention.									
UML	1662	NSF CISE Bartlett		21,675			14,175			3,000	4,500
		Funding supports an after school program at the Bartlett integrating computer programming and music education for middle school students									
647	1682	21st Century 6 after school programs		587,232	455,751			21,010	47,917	22,754	39,800
		Funding supports after school programs at six schools (LHS, Morey, Robinson, Stoklosa, Greenhalge, Shaughnessy).									
		Funds site managers, teachers, paras and student activities									
		Funds 1.2 FTE									
		Coordinator-Special Programs	1.0								
		Program Manager/Data Collection Spe	1.0								
		Total	2.0								
245	1643	21st Century SPED		6,220	6,220						
		Funding supports special ed service coordinator, paras and nursing staff to ensure that students with disabilities are integrated within the 21st Century CCLC afterschool programs									

Lowell Public Schools - 2017 approved grants											
Fund	Munis Code	Program Name	# of Staff	Total Grant Award	Supv, Instructional & Support Staff	Tutors	Stipends	Fringe Benefits	Contractual Services (Incl Substitutes)	Supplies	Other (Incl Misc, Student Transportation, Travel & Indirect Costs)
647	1645	21st Century 4 out of school programs		154,760	125,735			3,135	14,900	5,000	5,990
		Funding supports out of school programs at four schools (July/Aug 2016). Funds one coordinator as well as site managers, teachers paras and student activities									
		Funds 0.2 FTE									
		Coordinator-Special Programs	1.0								
647	1644	21st Century 2 out of school programs		5,300					3,300	2,000	
		Funding supports out of school programs at the Morey and Shaughnessy Schools.									
647	1647	21st Century 3 afterschool programs		104,777	62,927				20,400		21,450
		Funding supports afterschool programs at the Bartlett, LHS and McAuliffe Schools. Funds site managers, teachers and paras and student activities									
647	1668	21st Century 2 out of school programs		24,850	21,700				2,400		750
		Funding supports out of school programs at two schools for an enhanced program beginning in July (Morey & Shaughnessy). Funds site managers, teachers and paras and student activities									
647	1641	21st Century Lincoln after school programs		91,600	58,140				14,883	3,577	15,000
		Funding supports out of school programs at the Lincoln School. Funds site managers, teachers, paras and student activities									
647	1684	21st Century McAuliffe after school programs		94,200	69,100				6,600	2,000	16,500
		Funding supports afterschool programs at the McAuliffe school. Funds one coordinator as well as site managers, teachers and paras and student activities									
323	1650	School Improvement		150,000			100,000		20,000	30,000	
		Funding supports stipends/supplies/contracted services for professional development for six Level 3 schools, Greenhalge, McAvinnue, Robinson, Shaughnessy, Sullivan, Stoklosa									
695	1553	Improving Grade Rates (FLNE)		6,000			3,500			2,500	
		Funding supports High School graduation rates and postsecondary readiness among First Language is not English (FLNE) students									
245	1669	21st Century SPED		30,000	30,000						
		Funding supports special ed teacher and staff to ensure that students with disabilities are integrated within the 21st Century CCLC afterschool programs (July/Aug 2016)									
245	1628	21st Century SPED		57,500	57,500						
		Funding supports special ed service coordinator, paras and nursing staff to ensure that students with disabilities are integrated within the 21st Century CCLC afterschool programs									
	1151	MCIEA Planning Grant		10,000			8,000		1,500		500
		Funding supports the development of a new school accountability model and quality performance assessments									
220	1509	Systems for Student Success		22,000			19,200		2,700		100
		Funding supports District/School action planning teams for the Greenhalge, McAvinnue and Robinson									
542	1528	Summer Meals Expansion		18,783						9,001	9,782
		Funding supports increasing participation in LPS food service program									
				3,357,667	2,044,914	0	212,719	158,348	571,755	183,231	186,700

Lowell Public Schools - 2017 approved grants											
Fund	Munis Code	Program Name	# of Staff	Total Grant Award	Supv, Instructional & Support Staff	Tutors	Stipends	Fringe Benefits	Contractual Services (Incl Substitutes)	Supplies	Other (Incl Misc, Student Transportation, Travel & Indirect Costs)
		<b>Grand Total</b>		<b>19,928,886</b>	<b>11,558,474</b>	<b>402,711</b>	<b>869,435</b>	<b>1,905,904</b>	<b>3,899,743</b>	<b>551,796</b>	<b>740,823</b>
Indirect Costs on the Title I, SPED Allocation and Preschool Enrichment Grants cover the cost of the Grants Manager position											

# FY2018 Local Aid Estimates

## Lowell

	FY2017 Cherry Sheet Estimate	FY2018 Governor's Budget Proposal	FY2018 House Budget Proposal	FY2018 SWM Budget Proposal	FY2018 Conference Committee
<b>Education:</b>					
Chapter 70	138,588,381	143,520,403	144,067,633	144,679,262	
School Transportation	0	0	0	0	
Charter Tuition Reimbursement	3,137,557	2,968,922	2,990,185	3,029,617	
Smart Growth School Reimbursement	0	0	0	0	
<b>Offset Receipts:</b>					
School Choice Receiving Tuition	0	96,000	96,000	96,000	
<b>Sub-total, All Education Items:</b>	<b>141,725,938</b>	<b>146,585,325</b>	<b>147,153,818</b>	<b>147,804,879</b>	
<b>General Government:</b>					
Unrestricted Gen Gov't Aid	24,218,151	25,162,659	25,162,659	25,162,659	
Local Sh of Racing Taxes	0	0	0	0	
Regional Public Libraries	0	0	0	0	
Urban Revitalization	509,000	509,000	509,000	509,000	
Veterans Benefits	583,725	535,766	525,308	525,308	
State Owned Land	198,668	198,668	198,479	198,479	
Exemp: VBS and Elderly	108,934	283,867	283,867	283,867	
<b>Offset Receipts:</b>					
Public Libraries	164,261	169,307	178,189	182,878	
<b>Sub-Total, All General Government</b>	<b>25,782,739</b>	<b>26,859,267</b>	<b>26,857,502</b>	<b>26,862,191</b>	
<b>Total Estimated Receipts</b>	<b>167,508,677</b>	<b>173,444,592</b>	<b>174,011,320</b>	<b>174,667,070</b>	

# FY2018 Local Aid Assessments

## Lowell

	FY2017 Cherry Sheet Estimate	FY2018 Governor's Budget Proposal	FY2018 House Budget Proposal	FY2018 SWM Budget Proposal	FY2018 Conference Committee
<b>County Assessments:</b>					
County Tax	0	0	0	0	
Suffolk County Retirement	0	0	0	0	
Essex County Reg Comm Center	0	0	0	0	
<b>Sub-Total, County Assessments:</b>	<b>0</b>	<b>0</b>	<b>0</b>	<b>0</b>	
<b>State Assessments and Charges:</b>					
Retired Employees Health Insurance	0	0	0	0	
Retired Teachers Health Insurance	0	0	0	0	
Mosquito Control Projects	69,437	72,080	72,080	72,491	
Air Pollution Districts	25,123	25,540	25,540	25,540	
Metropolitan Area Planning Council	0	0	0	0	
Old Colony Planning Council	0	0	0	0	
RMV Non-Renewal Surcharge	364,840	313,660	313,660	313,660	
<b>Sub-Total, State Assessments:</b>	<b>459,400</b>	<b>411,280</b>	<b>411,280</b>	<b>411,691</b>	
<b>Transportation Authorities:</b>					
MBTA	0	0	0	0	
Boston Metro. Transit District	0	0	0	0	
Regional Transit	969,772	994,016	994,016	994,016	
<b>Sub-Total, Transp Authorities:</b>	<b>969,772</b>	<b>994,016</b>	<b>994,016</b>	<b>994,016</b>	
<b>Annual Charges Against Receipts:</b>					
Multi-Year Repayment Program	0	0	0	0	
Special Education	70,730	69,907	69,907	72,737	
STRAP Repayments	0	0	0	0	
<b>Sub-Total, Annual Charges:</b>	<b>70,730</b>	<b>69,907</b>	<b>69,907</b>	<b>72,737</b>	
<b>Tuition Assessments:</b>					
School Choice Sending Tuition	989,295	861,405	861,405	861,405	
Charter School Sending Tuition	20,356,791	22,207,951	22,336,638	22,390,738	
<b>Sub-Total, Tuition Assessments:</b>	<b>21,346,086</b>	<b>23,069,356</b>	<b>23,198,043</b>	<b>23,252,143</b>	



Total Estimated Charges:	22,845,988	24,544,559	24,673,246	24,730,587
--------------------------	------------	------------	------------	------------

**Lowell Public Schools  
Revolving Funds**

<b>Fund</b>	<b>Name</b>	<b>Balance as of 4/24/17</b>
1102	Athletic Revolving Fund	\$ 6,834
1103	Non-Resident Student Tuition Revolving Fund	\$ 37,249 <sup>1</sup>
1108	Use of School Facilities Revolving Fund	\$ 413,451
1127	Full Day Pre-School Revolving Fund	\$ 247,451 <sup>2</sup>
1129	Community Schools Revolving Fund	\$ 52,541
1144	Comcast - Community Television Fund	\$ 234,083 <sup>3</sup>
1201	Food Service Revolving Fund	\$ 3,725,781 <sup>4</sup>
1924	Special Education Circuit Breaker	\$ 1,698,613 <sup>5</sup>

Notes:

<sup>1</sup> The Non-Resident Student Tuition Revolving Fund is recorded as an offset to the Out-of-District Tuition account in the Districtwide Budget.

<sup>2</sup> The School Department received reimbursement for operating the full-day Pre-School Program at the Murkland Elementary School. This funding will be used to offset the cost of employees and/or programs in conjunction with the Murkland Elementary School.

<sup>3</sup> The City and School Department receives revenue from the Comcast contract annually to provide community access television. The School Department funds (2) positions at Lowell High School in the TV Studio by utilizing this funding source. We have received an additional allocation of capital to better the video connectivity and access throughout the district.

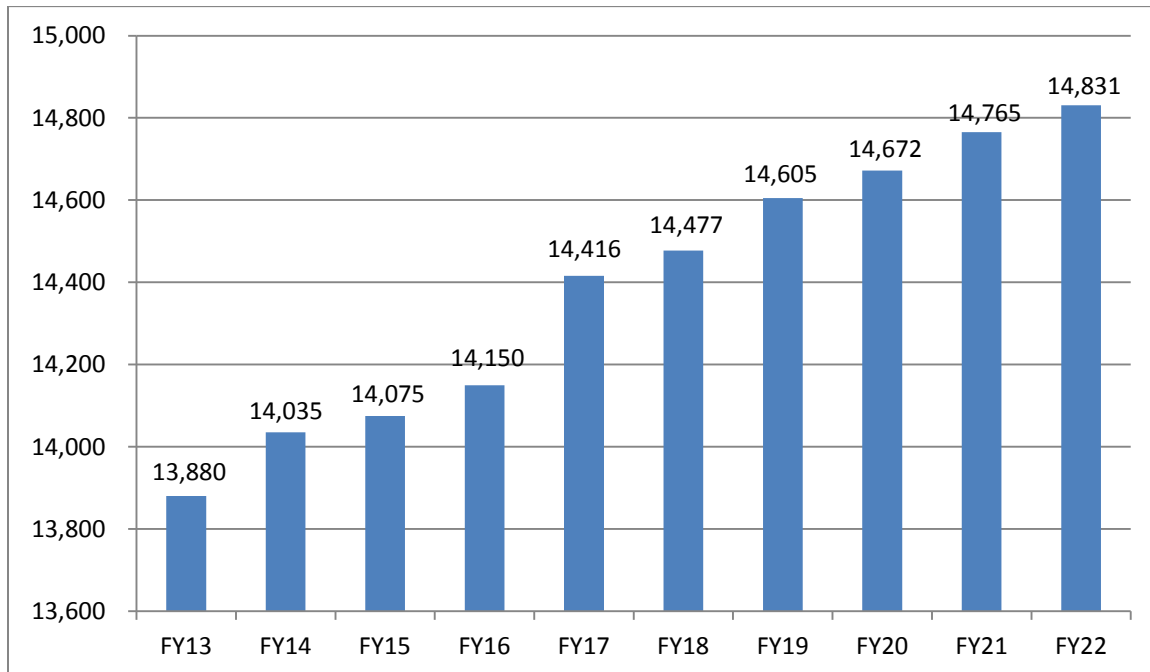
<sup>4</sup> The Food Service Revolving Fund provides for the operation of the food service program. Our program costs approximately \$ 6 million annually to operate.

<sup>5</sup> The state special education reimbursement program, commonly known as the circuit breaker program, was started in FY04 to provide additional state funding to districts for high-cost special education students. The threshold for eligibility is tied to four times the state average foundation budget per pupil as calculated under the chapter 70 program, with the state paying 75 percent (subject to change) of the costs above that threshold. For children who are considered "state wards" and are placed by Department of Children Services (DCF) and do not reside in their home community of Lowell, then Lowell would be eligible for 100% reimbursement of the net claim. For students who have no parents or guardians in the Commonwealth and have been classified as "abandoned" students Lowell would be eligible for 100% reimbursement of the net claim (provided that there is a LEA assignment letter on file identifying the student as such).

## Student Enrollment: Trends, Projections and Characteristics

The enrollment of the Lowell Public Schools has been increasing over the last several years. The enrollment is projected to remain flat overall during the next five years, with decreases at the elementary level and increases at the middle and high school levels (see Figure 1). Using recent enrollment trends and population analysis, the school district plans for staffing and space allocations based on these projections. Included below is the summary of the overall enrollment between FY13-FY18 and projected enrollments for FY18-FY22. On the following pages, these enrollments are calculated for individual schools.

**Figure 1: Ten Year Student Enrollment Trends & Projections \*, FY13 to FY22**



*Source: NESDEC data*

**Table 1: Enrollment Trends and Projections by School:**

<b>Enrollment Trends by School</b>						
School	FY15	FY16	FY17	SY17/18	SY18/19	SY19/20
<b>Elementary Schools</b>						
Bailey	509	518	505	508	499	492
Greenhalge	505	497	501	503	503	493
Lincoln	514	535	502	508	507	496
McAuliffe	505	509	492	490	492	486
McAvinnue	501	511	496	488	481	475
Moody	290	262	249	238	233	223
Morey	529	528	528	526	523	518
Murkland	514	511	504	518	511	503
Pawtucketville Memorial	511	503	505	523	525	519
Reilly	575	558	549	562	563	546
Rogers	380	449	607	618	741	855
Shaughnessy	486	493	484	488	478	466
Washington	255	265	258	255	243	240
<b>PK - 8 Schools</b>						
Bartlett CPS	544	553	530	540	555	548
Laura Lee (Therapeutic)	16	14	18	24	26	24
Pyne Arts	515	500	498	502	514	510
<b>Middle Schools</b>						
Butler	562	533	545	650	640	651
Daley	644	676	696	695	688	701
Robinson	654	608	618	624	609	629
Stoklosa	674	654	673	676	657	675
Sullivan	645	647	670	672	663	680
Wang	679	658	691	692	678	716
<b>High Schools</b>						
Lowell High School	3034	3134	3145	3226	3150	3068
Leblanc (Therapeutic)	34	34	33	35	38	40
The Career Academy			119	115	110	116

## Student Enrollment

As of January 1, 2016, 28,401 school-aged children were residing in the City of Lowell (Massachusetts Department of Education, School Attending Children Report, 2016). As indicated in Table 2, 83.2% of these children were enrolled in the Lowell Public Schools in grades K-12. In addition, 6.2% of school-aged children were enrolled in private or parochial schools while 7.5% were enrolled in charter schools. Smaller proportions of students were enrolled at an educational collaborative, in an out-of-district public school, or home schooled. An examination of this data shows that enrollment patterns vary by grade level. The proportion of city children attending school in the LPS is higher in the early grades suggesting that more parents may be considering school choice alternatives as their children move into middle and high school. For example, 85.6 percent of kindergarten students residing in the city attend the LPS compared to 84.1 percent of 6th graders. This rate drops to 80.1 percent for children in the 7<sup>th</sup> grade.

**Table 2: City of Lowell students enrolled in various school types by grade, 2016-2017**  
(does NOT include PK students)

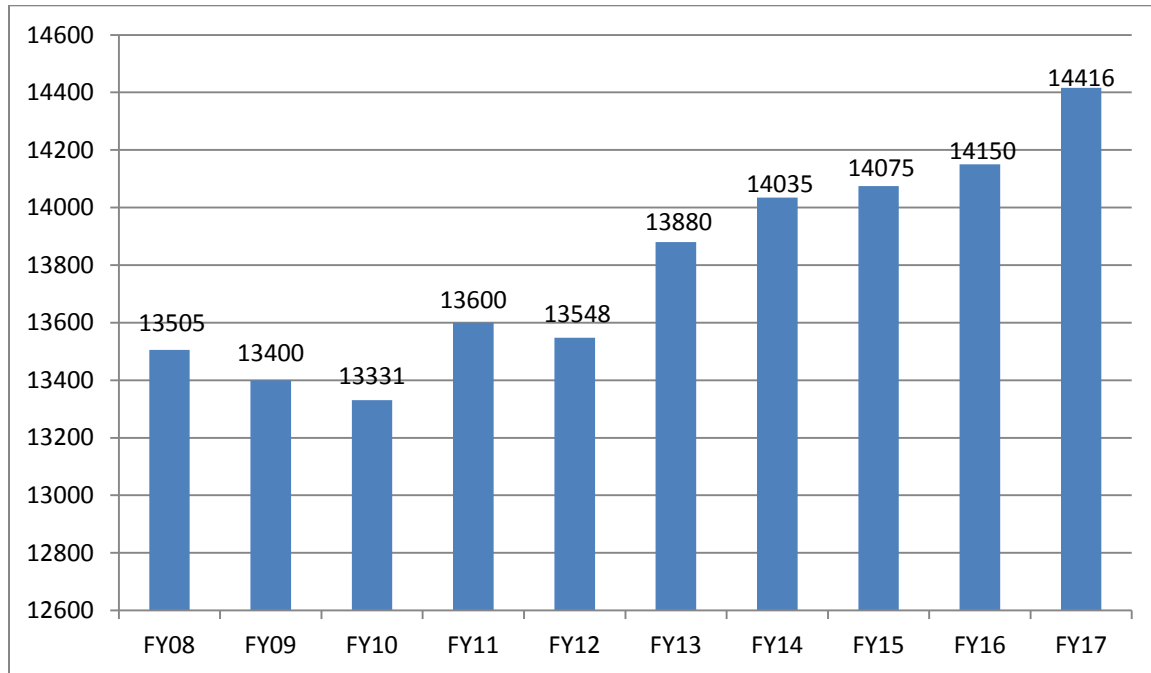
Grade	Lowell Public Schools	Vocational Technical Regional Schools	Charter Schools	School Choice, Out-of District Public Schools	Home Schooled	In-State Schools *	Out-of-State Private & Parochial Schools	Total Lowell Students
<b>K</b>	1,225		93	1	-	136	-	<b>1,455</b>
<b>Gr. 1</b>	1,174		81	3	4	109	-	<b>1,371</b>
<b>Gr. 2</b>	1,277		87	6	11	125	-	<b>1,506</b>
<b>Gr. 3</b>	1,269		91	7	2	130	1	<b>1,500</b>
<b>Gr. 4</b>	1,251		80	10	4	113	-	<b>1,458</b>
<b>Gr. 5</b>	1,195		122	4	7	113	1	<b>1,442</b>
<b>Gr. 6</b>	1,012		102	13	10	105	1	<b>1,243</b>
<b>Gr. 7</b>	1,105		88	13	3	125	-	<b>1,334</b>
<b>Gr. 8</b>	1,117		96	18	7	119	1	<b>1,358</b>
<b>Gr. 9</b>	884	419	57	16	4	66	2	<b>1,448</b>
<b>Gr. 10</b>	806	421	46	19	4	71	2	<b>1,369</b>
<b>Gr. 11</b>	789	392	42	13	3	65	4	<b>1,308</b>
<b>Gr. 12</b>	761	346	36	15	2	61	3	<b>1,224</b>
<b>TOTAL</b>	<b>13,865</b>	<b>1,578</b>	<b>1,021</b>	<b>138</b>	<b>61</b>	<b>1,338 *</b>	<b>15</b>	<b>18,016</b>

\*: In-state Schools include students attending collaborative, private schools and parochial schools in the Commonwealth of Massachusetts.

## Student Characteristics

As of October 1, 2016, **14,416 students** (PK-12) were enrolled in the Lowell Public Schools. A comparison of enrollment figures from over a 10-year period shows that enrollment across the district has increased 6.7% in over ten years and 3.9% in last five years.

**Figure 2: Ten Year Student Enrollment Data: FY08 to FY17**



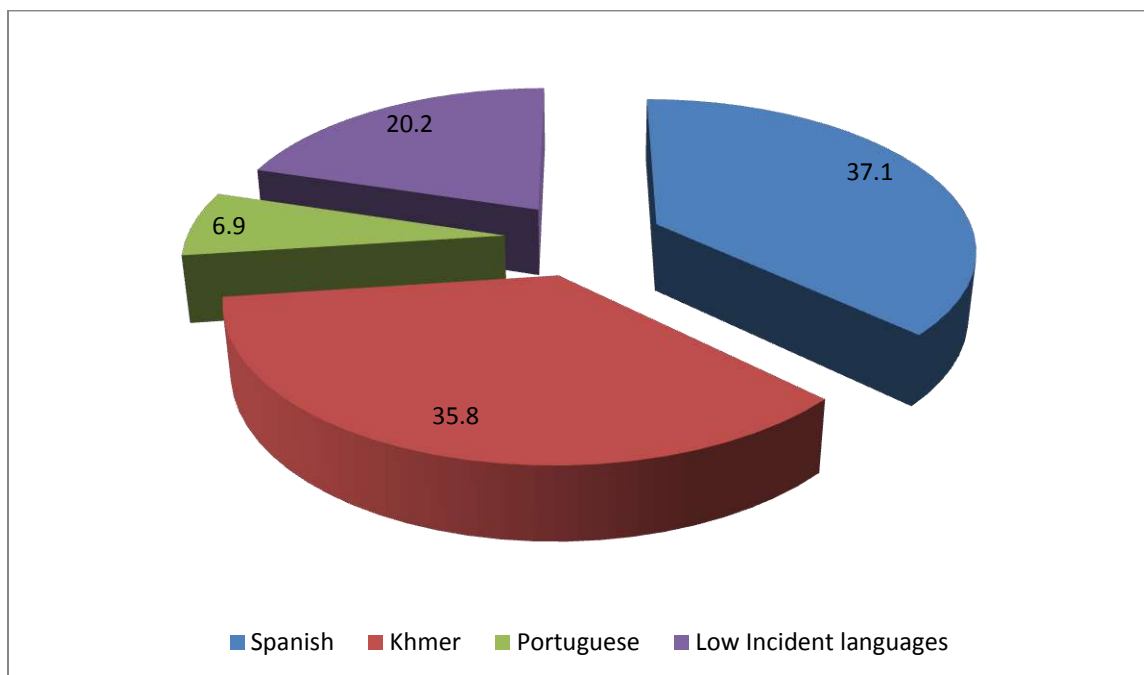
## English Learners Students

The City of Lowell and Lowell Public Schools have a proud history of welcoming, embracing, and integrating immigrant populations who have resettled in our community. In following that history and tradition of welcoming and assisting families transition into a new culture and a new environment, Lowell strives to provide the best educational opportunities to all children regardless of their country of birth, national origin, or ethnic background so that they may find success and be valuable contributors in our city, state, and nation.

Based on the Massachusetts Department of Elementary and Secondary Education Student Information Management System Report (Oct 2016, FY2017), 3,621 students (25% of student population) are English Learners (ELs) and 848 of them are recent arrivals. Approximately 50% of the ELs are in middle and high school (grades 5-12). The racial and ethnic makeup of the ELs includes 5% African American/Black, 46% Asian, 37% Hispanic and, 11% White.

The most common languages spoken by ELs are: 37.1% Spanish, 35.8% Khmer, 6.9% Portuguese and 20.2% low incidence languages.

**Chart 1: Most Common Languages Spoken by ELs**



Low incident languages include students from Swahili, Gujarati, Arabic, Vietnamese, Nepali, Burmese, and various ethnic languages from Burma and African countries

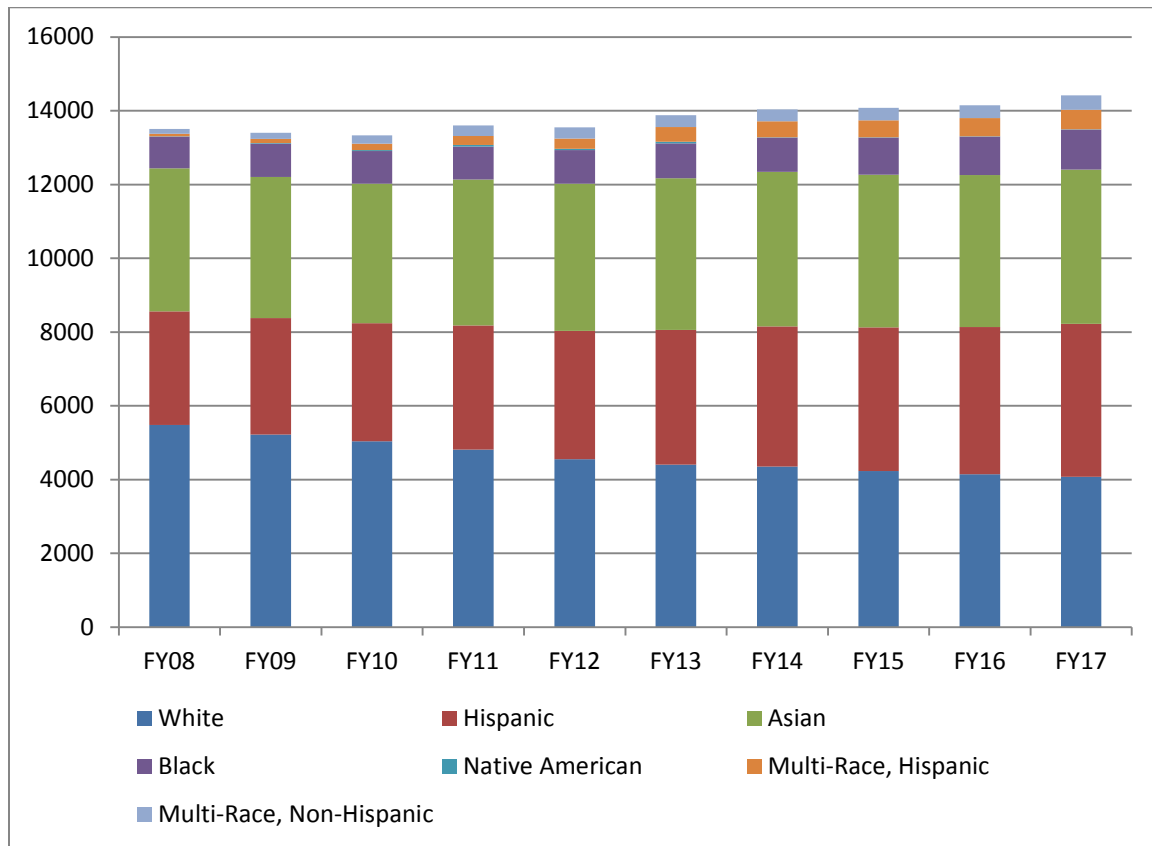
Within the ELs population, there are a significant number of refugee students entering grades K-12 with limited and/or interrupted formal education since 2012. The chart below shows refugee student enrollment within the last five years. Many of these students come to the U.S. with trauma and limited or interrupted educational experience. Most are non-English speakers; others are at the early stages of English language development. A large percentage of middle and high school aged students have received only one to two years of formal education in refugee camp schools or have had their formal education interrupted because of war or civil unrest.

**Table 3:**

Lowell Public Schools					
Refugee Student Enrollment within the Last Five Years					
FY13	FY14	FY15	FY16	FY17	TOTAL
204	239	165	178	149 (as of 2/2017)	935

A majority of the refugee students are ethnic minorities from Burma, Nepal, Iraq, Somalia, Syria and different African countries. These different ethnic groups will continue to resettle in Lowell with the assistance of the International Institute of New England. With the current high enrollment of refugee students and with the anticipated arrivals of more refugee students, Lowell Public Schools needs to expand the available services of the English Language Education Program and ensure that there are sufficient staff to meet the state mandated instructional time for ESL and other content areas by licensed ESL teachers not only during the school year, but also during the summer time.

**Figure 3: Ten Year Student Enrollment Data by race/ethnicity: FY08 to FY17**



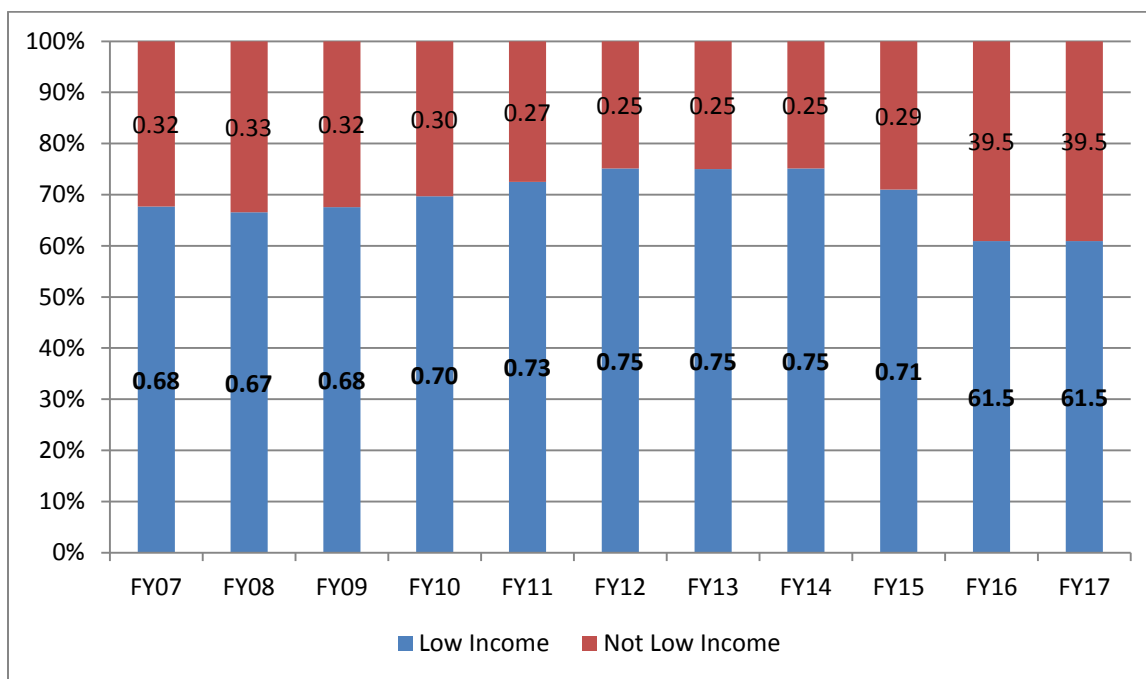
**Table 4:**

<i>school year</i>	<i>White</i>	<i>Hispanic</i>	<i>Asian</i>	<i>Black</i>	<i>Native American</i>	<i>Multi-Race, Hispanic</i>	<i>Multi-Race, Non-Hispanic</i>
FY08	40.6%	22.8%	28.7%	6.4%	0.1%	0.5%	1.0%
FY09	38.9%	23.6%	28.5%	6.7%	0.2%	0.8%	1.2%
FY10	37.8%	24.0%	28.4%	6.6%	0.2%	1.3%	1.7%
FY11	35.4%	24.7%	29.1%	6.6%	0.3%	1.8%	2.1%
FY12	33.6%	25.7%	29.5%	6.7%	0.3%	2.0%	2.3%
FY13	31.8%	26.3%	29.6%	6.8%	0.3%	2.9%	2.3%
FY14	31.0%	27.1%	29.8%	6.6%	0.1%	3.0%	2.3%
FY15	30.1%	27.7%	29.4%	7.1%	0.0%	3.2%	2.4%
FY16	29.3%	28.2%	29.1%	7.3%	0.1%	3.5%	2.5%
FY17	28.3%	28.7%	29.0%	7.5%	0.1%	3.6%	2.7%



Students in the Lowell Public Schools are increasingly challenged by poverty. Figure 4 displays the proportion of the LPS students who are low-income students as measured by eligibility for free or reduced price lunch. The proportion of low-income students has grown from 67 percent in FY07 to 71 percent in FY15. In 2015-16, the method for calculating socioeconomic status changed from Low-income (free and reduced lunch eligibility) to Economically Disadvantaged (based on a student's participation in one or more of the following state administered programs: the Supplemental Nutrition Assistance Program (SNAP); the Transitional Assistance for Families with Dependent Children (TAFDC); the Department of Children and Families' (DCF) foster care program; and MassHealth (Medicaid)).

**Figure 4: Ten Year Student Enrollment Data by student socio-economic status\*: FY08 to FY17**

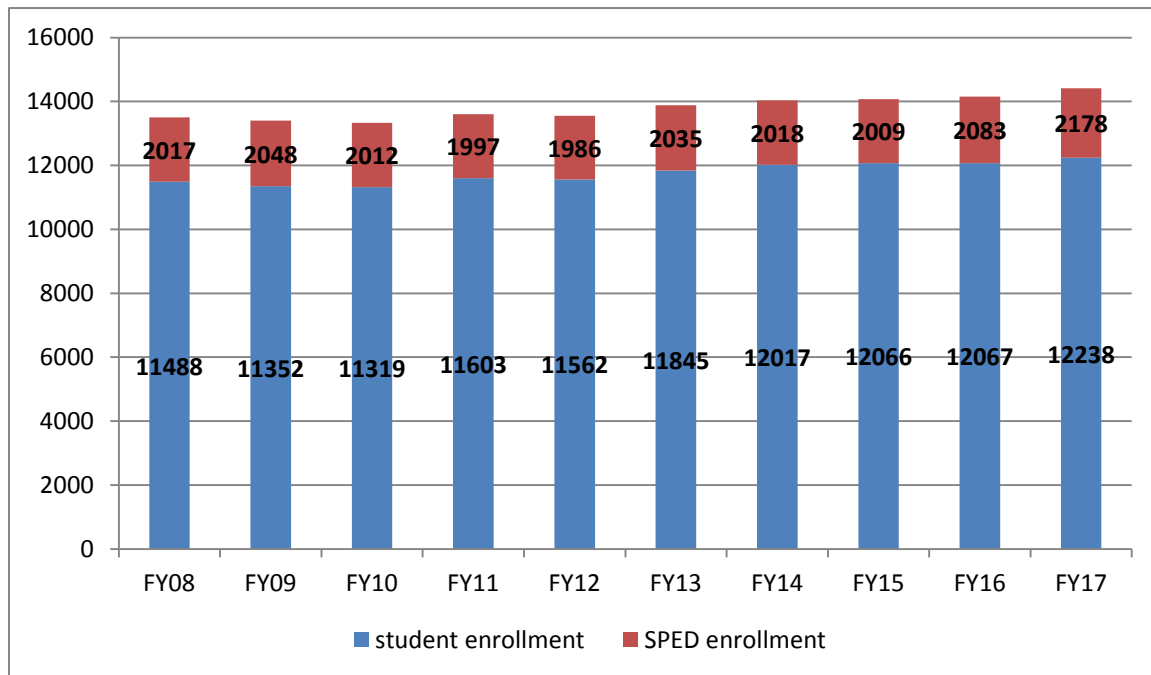


*\* Because Low-income and Economically Disadvantaged are separate valid measures, the percent of student who Economically Disadvantaged cannot be directly compared to the percent of Low-income Students in previous years.*

## Special Education Students

To a same extent, Lowell Public Schools students receiving special education services has also changed over the past decade. As shown in Figure 5, the proportion of special education students in the district has fluctuated over the past decade, but has recently returned to 19 percent, as in 2005-06.

**Figure 5: Proportion of student enrollment by special education status, FY08 to FY17**



## Disability Trends

The enrollment of the students receiving special education support in Lowell Public Schools has been steadily increasing over the last several years. This is similar to the increase in overall student population. There has been an increase in the amount of 3-5 year old students who receive services. However, in comparison to similar, similar sized districts, Lowell services approximately twice the amount of special education students ages 3-5.

**Table 5:**

District	Student Enrollment Special ED Ages 3-5				
	FY12	FY13	FY14	FY15	FY16
Brockton	223	239	237	209	120
Lynn	164	162	138	154	170
<b>Lowell</b>	<b>250</b>	<b>247</b>	<b>289</b>	<b>313</b>	<b>335</b>
Lawrence	186	216	193	134	236
New Bedford	439	445	427	360	321

Until FY 17 there was a yearly decrease in the identification of students with emotional disabilities. However, as of January 1, 2017, there was been a dramatic increase of 6% of students being identified with emotional disabilities. Because of the increase of the number of students with significant needs that cannot be met within the general education setting, our substantially separate programs for students with emotional disabilities are at capacity. Currently, the middle school substantially separate programs are housed in 4 schools. However, the elementary school only has 3. Therefore, 1 additional classroom to support grades 3-4 will be needed for the next school year.

**Table 6:**

District	Student Enrollment Special ED student with Emotional Disability				
	FY12	FY13	FY14	FY15	FY16
Brockton	194	205	215	214	207
Lynn	326	353	367	347	366
<b>Lowell</b>	<b>392</b>	<b>377</b>	<b>367</b>	<b>362</b>	<b>363</b>
Lawrence	323	341	305	260	320
New Bedford	144	146	147	158	186

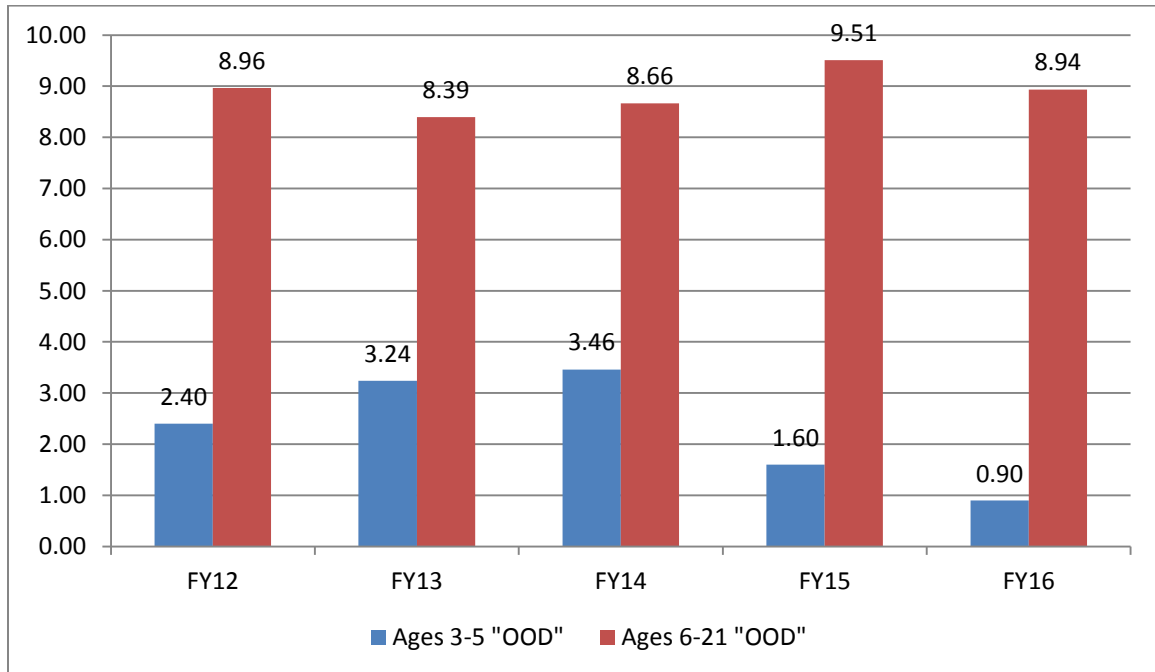
Over the past 5 years there has been a significant increase in students identified with an autism disability. Over a five year period, FY12 to FY16, the autism population increased nearly fifty percent (49.6%), which is higher than the state's increase during the same period (40.4%). The amount of students identified with an autism disability is larger than similar, slightly larger urban districts. A large percentage is within the preschool level. It is important to note that as this population ages, Lowell will have to add additional supports at the upper elementary, middle and high school levels including transitional services.

**Table 7:**

District	Student Enrollment Special ED student with Autism Disability				
	FY12	FY13	FY14	FY15	FY16
Brockton	153	198	219	236	217
Lynn	152	158	193	236	241
<b>Lowell</b>	<b>226</b>	<b>245</b>	<b>275</b>	<b>298</b>	<b>338</b>
Lawrence	123	154	175	176	220
New Bedford	172	199	229	253	278

The amount of students requiring significant support outside of the general education classroom has steadily increased in both the 3-5 year old population, as well as, the 6-21 year olds. The increase in the 3-5 year old population is primarily due to the students diagnosed with autism. This trend is also noted in the 3-5 year olds that have been placed in out of district day school settings. It is important to note, Lowell has been able to decrease the amount of students placed out of district over the past 5 years due to the number of pre school classes that have opened. However, when compared to other districts the population of 3-5 year olds placed out of district continues to be higher. This trend highlights the need for Lowell to open a day school for students with autism.

**Figure 6: Percentage of Special Education students are "Out of Districts" Placements, FY 12 to FY16**



Public Day, Private Day and Residential were all summed to get one percentage for each year for each Age Group

FTE	Last Name	First Name	Position	School	Fund Code*	Salary
1	WILKINS	BRYAN	Edu. Prog. Producer	Lowell High School	1144	56,145
1	VALCANAS	NICHOLAS	Coord. Education TV	Lowell High School	1144	52,000
1	PINARD	JOHN	Video Production Coord.	Lowell High School	1144	97,749
1	PEARSON	AMANDA	ESOL Registrar	Adult Basic Education	1540	45,112
1	MARRERO	GLADYS	School Clerk	Adult Basic Education	1540	46,305
1	GIRALDO	ADRIANA	Student Services Facilitator	Adult Basic Education	1540	45,112
1	BEAL	DENISE	Administrative Assistant	Adult Basic Education	1540	47,228
1	OFALLON	KATHERINE	Paraprofessional	McAuliffe Elementary School	1562	26,683
1	LYSZ	KELLI	Paraprofessional	McAvinnue Elementary School	1562	29,789
1	FITZGERALD	PATRICIA	Paraprofessional	Pawtucketville Memorial Elementary School	1562	33,842
1	FEBO	SANDRA	Paraprofessional	Rogers STEM Academy	1562	27,733
1	GENEST	TRACY	Preschool Teacher	Pawtucketville Memorial Elementary School	1562	78,213
1	SUY	SOKUNTHEA	Parent Liaison	Central Administration	1570	34,383
1	BRITO	MADELINE	Parent Liaison	Central Administration	1570	34,383
1	FULLER	PATRICIA	Parent Liaison	Central Administration	1570	34,383
0.64	COLEMAN	DARCIE	Social Worker	Central Administration	1570	53,881
1	ROURKE	APRIL	Assistant HR Director	Central Administration	1604	80,000
1	VACANT	VACANT	Coordinator of School Improvement	Central Administration	1604	100,000
1	RIVERA	KARINA	Central Administration Clerk: Grants	Central Administration	1604	43,264
1	HIGGINS	CYNTHIA	Central Administration Clerk: Payroll	Central Administration	1604	46,305
1	LEW	KIM	Data Analyst	Central Administration	1604	45,000
1	STOTT	LISA	Instructional Specialist	Butler Middle School	1604	81,559
1	SULLIVAN	AMANDA	Instructional Specialist	Daley Middle School	1604	86,978
1	POULIOT	CHARLES	Instructional Specialist	Lowell High School	1604	86,978
1	CARROLL	SHEILA	Instructional Specialist	Lowell High School	1604	81,559
1	OTIS	HEIDI	Instructional Specialist	Pyne Arts Magnet School	1604	86,978
1	KELLY	MARY	Instructional Specialist	Robinson Middle School	1604	84,908
1	BARTH	KELLY	Instructional Specialist	Stoklosa Middle School	1604	80,828
1	LOWE	STEPHANIE	Instructional Specialist	Sullivan Middle School	1604	93,258
1	COLLINS	DANIELLE	Instructional Specialist	Wang Middle School	1604	90,328
1	STRAKER	ALLISON	Literacy Specialist	Bartlett Community Partnership	1604	86,978
1	DRISCOLL	MELISSA	Literacy Specialist	Greenhalge Elementary	1604	86,287
1	CURLEY	BEATRIZ	Literacy Specialist	McAvinnue Elementary School	1604	91,437

1	MATTHEWS	CINDY	Literacy Specialist	Rogers STEM Academy	1604	89,911
1	SHELTON	MARTHA	Math Resource	Rogers STEM Academy	1604	83,039
1	MCNAMARA	MARY	Reading Teacher	Greenhalge Elementary	1604	82,418
1	ST LAWRENCE	DOUGLAS	Reading Teacher	Murkland Elementary School	1604	86,823
1	VACANT		Reading Teacher	Parochial Schools	1604	86,823
1	CORRENTE	PATTI-JEAN	Social Worker	Bailey Elementary School	1604	90,465
1	DELWORTH	AMANDA	Social Worker	Bartlett Community Partnership	1604	86,425
1	HEALY	KADEEN	Social Worker	Butler Middle School	1604	87,536
1	MARKMAN	INGRID	Social Worker	Central Administration	1604	89,754
1	MANGION	MELANIE	Social Worker	Central Administration	1604	84,189
1	OBRIEN	SANDRA	Social Worker	Daley Middle School	1604	88,648
1	KIRBY	KRISTIN	Social Worker	Greenhalge Elementary	1604	88,648
1	BELAND	JENNIFER	Social Worker	Lincoln Elementary School	1604	84,189
1	HOSMER	AMANDA	Social Worker	Lowell High School	1604	87,536
1	MOULTON	KRISTEN	Social Worker	McAuliffe Elementary School	1604	87,536
1	DELALUZ	ARLENE	Social Worker	McAvinnue Elementary School	1604	91,577
1	GABRIEL	TARA	Social Worker	Morey Elementary School	1604	90,465
1	HRICIGA	SUE	Social Worker	Murkland Elementary School	1604	89,754
1	ROGERS-BURKE	JENNIFER	Social Worker	Pyne Arts Magnet School	1604	84,189
1	LOUISE	DOROTHY	Social Worker	Reilly Elementary School	1604	90,862
1	HILL	CATHLYN	Social Worker	Robinson Middle School	1604	88,647
1	VENTRE	AMY	Social Worker	Rogers STEM Academy	1604	84,189
1	ESPINOLA	RENEE	Social Worker	Shaughnessy Elementary School	1604	84,189
1	ROBTOY	CYNTHIA	Social Worker	Stoklosa Middle School	1604	90,861
1	THOMPSON	ROBERT	Social Worker	Sullivan Middle School	1604	88,647
1	FERRELLI	SHANNON	Social Worker	Wang Middle School	1604	84,187
1	KAMINSKI	KREG	STEM Resource (Districtwide)	Bartlett Community Partnership	1604	45,273
1	GUZIEJKA	PATRICIA	Title I Director	Central Administration	1604	114,251
1	CUNEO	CAROLYN	Alternative School Coordinator	Leblanc Therapeutic Day School	1611	102,121
1	MALUCCIO	DONNA	Assistant Administrator of Special Education	Central Administration	1611	103,603
1	MCGINN (KILFOYLE)	MARY ELLEN	Autism Support Specialist	Central Administration	1611	84,423
1	GARABEDIAN	KAREN	Behavior Therapist	Leblanc Therapeutic Day School	1611	88,623
1	ADAMS	CHRISTINE	Board Certified Behavior Analyst	Central Administration	1611	96,739
1	CASEY	BILLIE	Central Administration Clerk: Special Education	Central Administration	1611	46,305
1	LAPOINTE	MARY	Central Administration Clerk: Special Education	Central Administration	1611	46,305
1	CAMPBELL	JANE	Evaluation Team Chairperson	Central Administration	1611	113,162
1	FRAUMENI LIMAURO	RENEE	Evaluation Team Chairperson	Lowell High School	1611	95,244
1	CALLAHAN	BRYAN	Paraprofessional 1:1	Butler Middle School	1611	21,183

1	VACANT		Paraprofessional (Lifeskills)	Daley Middle School	1611	22,561
1	ROGERS	MAUREEN	Paraprofessional (Lifeskills)	Daley Middle School	1611	32,180
1	MEDINA	MARIA	Paraprofessional (Lifeskills)	Daley Middle School	1611	29,577
1	BURNS	CYNTHIA	Paraprofessional (Lifeskills)	Greenhalge Elementary	1611	32,179
1	DEANGELIS	JOHN	Paraprofessional (Lifeskills)	Greenhalge Elementary	1611	24,918
1	SMITH	LUZ	Paraprofessional	Leblanc Therapeutic Day School	1611	28,624
1	DESCHAMP	BARBARA	Paraprofessional	Leblanc Therapeutic Day School	1611	25,916
1	SHEPARD	MATTHEW	Paraprofessional (Adjustment)	Leblanc Therapeutic Day School	1611	25,732
1	LENZI	JENNIFER	Paraprofessional (Adjustment)	Leblanc Therapeutic Day School	1611	24,615
1	WELSH	JENNIFER	Paraprofessional (Adjustment)	Leblanc Therapeutic Day School	1611	25,916
1	SILVA	NATALIA	Paraprofessional (Adjustment)	Leblanc Therapeutic Day School	1611	25,916
1	COX	JONATHAN	Paraprofessional (Adjustment)	Lowell High School	1611	28,622
1	DEMERS	CAROLYN	Paraprofessional (Health)	Lowell High School	1611	35,439
1	OUELLETTE	JAMES	Paraprofessional (Health)	Lowell High School	1611	24,269
1	DIAMANTOPOULOS	NICHOLAS	Paraprofessional (Lifeskills)	Lowell High School	1611	33,288
1	SEZINE	CLAUDINEIA	Paraprofessional (CSA)	McAvinnue Elementary School	1611	34,558
1	MCDONALD	KATHY	Paraprofessional (CSA)	McAvinnue Elementary School	1611	31,229
1	BAHOU	TYLDA	Paraprofessional (CSA)	McAvinnue Elementary School	1611	32,147
1	RAMIREZ	ARIANA	Paraprofessional (CSA)	McAvinnue Elementary School	1611	31,229
1	VACANT		Paraprofessional (CSA)	McAvinnue Elementary School	1611	25,916
1	GRENHAM	EILEEN	Paraprofessional (CSA)	McAvinnue Elementary School	1611	29,954
1	SIMMONS	ISIAH	Paraprofessional (Adjustment)	Pawtucketville Memorial Elementary School	1611	26,326
1	WONSON	STACEY	Paraprofessional	Pawtucketville Memorial Elementary School	1611	25,365
1	MURPHY	SHARON	Paraprofessional	Robinson Middle School	1611	24,269
1	SOUCY	MAUREEN	Paraprofessional (CSA)	Shaughnessy Elementary School	1611	33,774
1	MAHONEY	DARLENE	Paraprofessional	Sullivan Middle School	1611	29,958
1	VACANT		Paraprofessional	Sullivan Middle School	1611	24,645
1	WELCH	LEE	Social Worker: Special Education	Districtwide	1611	80,966
1	SILVA	SARA	Social Worker	Laura Lee Therapeutic Day School	1611	87,536
1	KILLILEA	LYNDSEY	Social Worker	Leblanc Therapeutic Day School	1611	84,189
1	HONDROS-MCCARTH	ANGELA	Social Worker: Special Education	Districtwide	1611	89,754
1	BATEMAN	LAURA	Social Worker: Special Education	Districtwide	1611	84,189
1	COSTELLO	DEBORAH	Social Worker: Special Education	Districtwide	1611	84,187
1	VICENTE	MICHELLE	Special Education Nurse	Daley Middle School	1611	42,852
1	ABCUNAS	MARYANN	Special Education Nurse	Lowell High School	1611	42,852
1	DELROSSI	EILEEN	Special Education Teacher	Leblanc Therapeutic Day School	1611	78,337
1	BISANTZ	SHARON	Special Education Teacher	Leblanc Therapeutic Day School	1611	76,730
1	MICHAUD	JESSICA	Special Education Teacher	Leblanc Therapeutic Day School	1611	60,499
1	BAZDANES	PAUL	Special Education Teacher	Leblanc Therapeutic Day School	1611	76,730

1	LEE	MATTHEW	Special Education Teacher	Leblanc Therapeutic Day School	1611	61,754
1	DURKIN	JOHN	Special Education Teacher	Leblanc Therapeutic Day School	1611	75,784
1	SANTIAGO	SARAH	Special Education Teacher	Leblanc Therapeutic Day School	1611	75,032
1	DESMOND	MOLLY	Special Education Teacher (CSA)	Pawtucketville Memorial Elementary School	1611	47,694
1	OBRIEN	LYNNE	Special Education Teacher (CSA)	Pawtucketville Memorial Elementary School	1611	76,730
0.5	MOSHER-CANTY	JANE	Staff Counsel for Student Support Services	Central Administration	1611	52,319
0.5	ORTIZ	MICHAEL	Staff Counsel for Student Support Services	Central Administration	1611	52,319
1	VACANT	VACANT	Early Childhood Specialist	Central Administration	1618	34,384
0.36	COLEMAN	DARCIE	Social Worker	Central Administration	1618	30,308
0.5	CASSELLA	CAITLIN	Data Analyst	Central Administration	1670	22,500
1	Vacant		Early Childhood Classroom Developer	Central Administration	1670	85,114
1	VAN THIEL	LISA	Early Childhood Coordinator	Central Administration	1670	103,620
1	CAMARGO-RUIZ	ROCIO	Social Worker	Central Administration	1672	87,536
1	GUERRERO	OLGA	Social Worker	Central Administration	1672	84,186
1	COMBS	LAUREN	Community Schools Program Manager	LHS Career Academy	1674	80,000
1	POWERS	CARRIE	District Support Specialist: English Language Learners	Central Administration	1678	97,342
1	HODGSON	BARBARA	English Language Learners Teacher	Lowell High School	1678	86,823
1	LAGANAS	KAREN	Central Administration Clerk: Accountability	Central Administration	1679	46,305
1	BUCHANAN	JULIE	Literacy Specialist	Bailey Elementary School	1679	91,439
1	HUBER	DANA	Literacy Specialist	Lincoln Elementary School	1679	80,828
1	STEELE	LYNNE	Literacy Specialist	McAuliffe Elementary School	1679	84,050
1	GOLNER	LISA	Literacy Specialist	Moody Elementary School	1679	84,908
1	MONEY	ELLEN	Literacy Specialist	Morey Elementary School	1679	91,437
1	LESNIAK	LAURA	Literacy Specialist	Murkland Elementary School	1679	92,545
1	GREGOIRE	WENDY	Literacy Specialist	Pawtucketville Memorial Elementary School	1679	84,048
1	COONEY	SHARON	Literacy Specialist	Reilly Elementary School	1679	93,653
1	RABIAS	SUSAN	Literacy Specialist	Shaughnessy Elementary School	1679	87,125
1	HUGO	CATHERINE	Literacy Specialist	Washington Elementary School	1679	84,178
1	MAGGIO	GUISEP PINA	Teacher Academy Facilitator	Central Administration	1679	88,727
1	ROCHELEAU-FEENEY	CAROLYN	Coordinator of Special Programs	Central Administration	1682	107,946
0.5	CASSELLA	CAITLIN	Data Analyst	Central Administration	1682	22,500



1	KELLEHER-ROY	JACLYN	Budget and Grants Manager	Central Administration	Ind Cost	70,000
0.5	MCLEOD	ROBERT	Internal Auditor	Central Administration	Ind Cost	29,968
<b>139.50</b>		*		<b>Total</b>		<b>9,375,365</b>
		1108	Use of School Facilities			
		1144	Comcast			
		1201	Food Service Revolving Fund			
		1540	Adult Basic Education Grant			
		1562	Inclusive Preschool Learning			
		1570	Coordinated Family & Community Engagement			
		1604	Title I Grant			
		1611	Special Education IDEA Grant			
		1618	Early Childhood Special Education Allocation Grant			
		1670	Preschool Enrichment Grant			
		1672	Elementary Counseling Grant			
		1674	Full Service Community Schools Grant			
		1678	Title III Limited English Proficiency			
		1679	Title IIA Teacher Quality Grant			
		1682	21st Century Community Learning Centers Grant			
		Ind Cost	Indirect Cost Allocation			

## Appendix -

