

Dear Family:

Fundations® Unit 3 will take approximately one week to reach mastery. This Unit works on **closed syllable exceptions**. The vowel in a closed syllable usually has a short vowel sound like **ŭ** in the word **up**. However, there are five exceptions to this rule. It is helpful to stress the meaning of the word **exception** to your child (something that does not follow the rule). It is important for your child to be able to quickly identify these exceptions:

/īd/ as in **child**

/īnd/ as in **kind**

/ōld/ as in **cold**

/ōlt/ as in **colt**

/ōst/ as in **post**

They are exceptions because the vowel has a **long** sound (it says its name) rather than a short vowel sound. We mark them like this:

cōld



Also in this Unit, I will teach some important words that students should memorize. We call these **Trick Words** because most of them cannot be sounded out.

Lastly, I will teach 2 new sounds. Your child will learn the keywords for these now, but we will still study them for reading and spelling in more detail later in the year.

oi says /oi/ as in **coin**

oy says /oi/ as in **boy**

There are activities to help reinforce these concepts. Thank you for your help and be sure to have fun! Please write down any questions you might have for me and I shall get back to you.

Sincerely,





Homework Guide

Follow These 5 Steps:

1. Dictate the word or sentence.
2. Have your child repeat it.
3. Have your child write it.
4. Read the word or sentence again and have your child proofread it carefully.
5. Check his/her work.

WEEK 1

Dictate the words and sentence to your child following the 5 steps listed above.

On Monday Dictate	Review Words	→	drink	spank	cramp	sprint	
On Tuesday Dictate	Current Words	→	scold	wild	post	colt	find
On Wednesday Dictate	Trick Words	→	when	which	again	away	more
On Thursday Dictate	Sentence	→	Jess has a bad cold.				

On Tuesday, have your child mark the closed syllable exceptions.

Answer Key

scold wild post colt find
~~o~~ ~~i~~ ~~o~~ ~~o~~ ~~i~~



Do the “Read, Write and Mark” Activity

Have your child read the following words, copy them on the line and mark up the closed syllable exceptions.

wild	<u>wild</u> X	host	_____
grind	_____	bolt	_____
post	_____	mind	_____
mold	_____	old	_____
sold	_____	child	_____
blind	_____	gold	_____
jolt	_____	find	_____
colt	_____	most	_____
wind	_____	mild	_____
scold	_____	hold	_____

***Do the “Sentence Correction” Activity***

Have your child read the sentences and highlight or box the exception sounds.

- 1 Which man is the best host?
- 2 Wind up the top and let it spin.
- 3 Jess has a bad cold.
- 4 Did you find the lost cat?
- 5 Who sold the most in the class?
- 6 The van hit the post with a jolt.
- 7 Can you help me find the path?
- 8 Use the bolt to lock the gate.
- 9 The small child will nap in his crib.
- 10 Jan was kind to the old man.

WEEK 1

when

which
































again

away

more

→ **Cut words into flashcards.** 1. Each night, help your child **read** all Trick Words. 2. Have your child **trace** each new Trick Word with his or her finger and **spell** it aloud; and 3. Cover up the Trick Word and have your child write it with his or her finger on the table while naming each letter.

Writing Grid for Word and Sentence Homework

		
		
	1	2
		
		
		
	3	4
		
		
		
	1	2
		
		
		
	3	4
		
		
		
	5	1
		
		
		
	2	3
		
		
		
	4	5
		
		
		
	1	
