

Dear Family:

It is very reassuring to know that you are helping your child at home. This week, I will continue working on **double vowel combinations**. So far, your child has been introduced to:

ay says /ā/ as in **play**

ai says /ā/ as in **bait**

ee says /ē/ as in **jeep**

ea says /ē/ as in **eat**

ey says /ē/ as in **key**

In this Unit, your child will practice two more sounds:

oi says /oi/ as in **coin**

oy says /oi/ as in **boy**

This is an easier sound for spelling. The **oi** is used in the middle of the word and the **oy** spelling is used at the end of a word. In Unit 12, we will also take time to review the six types of syllables. Remember to have fun while building your child's foundation for life-long literacy.

Sincerely,





Homework Guide

Follow These 5 Steps:

1. Dictate the word or sentence.
2. Have your child repeat it.
3. Have your child write it.
4. Read the word or sentence again and have your child proofread it carefully.
5. Check his/her work.

WEEK 1

Dictate the words and sentence to your child following the 5 steps listed above.

On Monday Dictate	Review Words	→	sturdy	chase	mascot	chirp	
On Tuesday Dictate	Current Words	→	toy	broil	joyful	moist	destroy
On Wednesday Dictate	Trick Words	→	mother	own	father	look	brother
On Thursday Dictate	Sentence	→	Is the oil drip from that truck?				

WEEK 2

Dictate the words and sentence to your child following the 5 steps listed above.

On Monday Dictate	Review Words	→	index	remain	backyard	debate	
On Tuesday Dictate	Current Words	→	curly	inflate	return	spoiling	donkey
On Wednesday Dictate	Trick Words	→	neighbor	would	early	want	ocean
On Thursday Dictate	Sentence	→	The students enjoy playing baseball.				




Do the “Sentence Correction” Activity


Have your child add capitalization and punctuation. Also have him or her circle the /oi/ sound as in “**boil**” or “**toy**.”


- 1 put this in tinfoil and toss it on the grill
- 2 can you point out the blends in that word
- 3 the water is starting to boil
- 4 the soil must be kept moist
- 5 was the party for kevin noisy


Have your child choose two sentences to write on the lines below. Have him/her add capital letters and punctuation, and proofread carefully.


1


 _____


 _____


 _____

 _____


 _____


 _____


 _____


 _____


2


 _____


 _____


 _____

 _____

 _____

 _____

 _____

 _____



Do the "Read, Write and Mark" Activity

Have your child read the following words, copy them on the line and mark up the syllables.

toy	<u>toy</u> d	sport	_____
turkey	_____	boy	_____
spoil	_____	brake	_____
stain	_____	points	_____
soil	_____	bleed	_____
stone	_____	enjoy	_____
destroy	_____	tomboy	_____
noisy	_____	tinfoil	_____
she	_____	valley	_____
joy	_____	girl	_____



Do the “Pick the Right Vowel Team” Activity

Have your child select a vowel combination from the top of each box to form real words. Have your child write the letters on the lines. Use a dictionary as needed. Read the words.

oi or oy

t____

sirl____n

destr____

oi or oy

enj____ment

l____al

p____nt

oi or oy

t____let

ch____ce

cordur____

oi or oy

p____son

br____ler

paperb____

Have your child write the words from above on the lines below. Read the words.

oi words

oy words

WEEK 1

mother

father

brother

WEEK 2





































neighbor

early

ocean

- **Cut words into flashcards. 1.** Each night, help your child **read** all Trick Words from previous units, as well as these.
2. Have your child **trace** each new Trick Word with his or her finger and **spell** it aloud; and **3.** Cover up the Trick Word and have your child write it with his or her finger on the table while naming each letter.

Writing Grid for Word and Sentence Homework

	_____
	_____
	1 _____ 2
	_____
	_____
	_____
	3 _____ 4
	_____
	_____
	_____
	1 _____ 2
	_____
	_____
	_____
	3 _____ 4
	_____
	_____
	_____
	5 _____ 1
	_____
	_____
	_____
	2 _____ 3
	_____
	_____
	_____
	4 _____ 5
	_____
	_____
	_____
	1
	_____
	_____
	_____
	_____
	_____