

FREE Get to Know You / What did you do over summer break?

Name: _____

**What did you do over the summer?
What do you like?**

Directions: Write down your answer for each question

My summer was _____

I went _____

I watched _____

I (like) (don't like) _____

I (like) (don't like) _____

I (like) (don't like) _____

© Breezy Special Ed

Let's get to know each other!

How was your summer?

My summer was _____

 fun	 boring
--	---

Let's get to know each other!

Do you like ice cream?



I (like) (don't like) ice cream.

 yes	 no
--	---

Visual question pages
Great for readers and non-readers
Works on question answering errorlessly
Leveled journal pages included
By: Breezy Special Ed

Ways to Use these Questions

Option 1: Put the question on the board and continue drawing the line to separate the two halves.

Have each student answer and move their picture (or name on a sticky note, or write their name) under their answer.

Option 2: Cut off the pictures and put the options on opposite sides of the classroom. Have students physically move to their answer.

Talk about similarities and differences!


Expand discussion if students are able (Ex. Where did you go shopping, What movies did you watch, etc.)

Have students complete the journals (great for faster, higher level students while device users prepare sentences on their devices) for additional work! Give students the level appropriate for them (coloring, completing a sentence starter, writing a sentence).

Let's get to know each other!

How was your summer?

My summer was _____.



fun



boring

Let's get to know each other!

Where did you go over the summer?

I went _____.



swimming




shopping

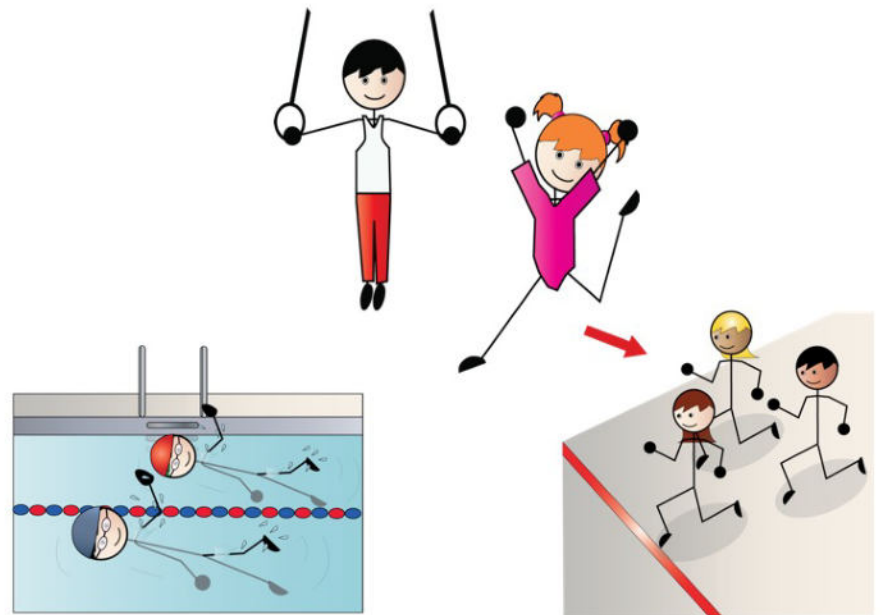
Let's get to know each other!

What did you watch over the summer?

I watched _____.



movies



sports

Let's get to know each other!

Do you like ice cream?



I (like) (don't like) ice cream.



yes



no

Let's get to know each other!

Do you like coloring?



BACK
TO
SCHOOL

I (like) (don't like) coloring.




yes



no

Let's get to know each other!

Do you like card games?



I (like) (don't like) card games.



yes




no

Name: _____

**What did you do over the summer?
What do you like?**

Directions: Draw picture answering the questions.

A large, empty rounded rectangle with a black outline, intended for a student to draw a picture answering the questions above.

Name: _____

What did you do over the summer? What do you like?

Directions: Write down your answer for each question.

My summer was _____

I went _____

I watched _____

I (like) (don't like) _____

I (like) (don't like) _____

I (like) (don't like) _____

Name: _____

What did you do over the summer? What do you like?

Directions: Write down your answer for each question.

1) _____

2) _____

3) _____

4) _____

5) _____

6) _____

Like these? You will also like:

Daily Questions Pack 1

and

Daily Questions Pack 2

These packs follow the same format, each with 180 different questions enough for one daily for the entire school year!

Pack #1 also includes: 20 personal info Yes/No questions. I included these at the beginning of the Yes/No questions because I wanted them to be opportunities for students to learn that it is okay to answer no sometimes. These questions will always have a clear answer and staff can work with students to make sure they are answering correctly.

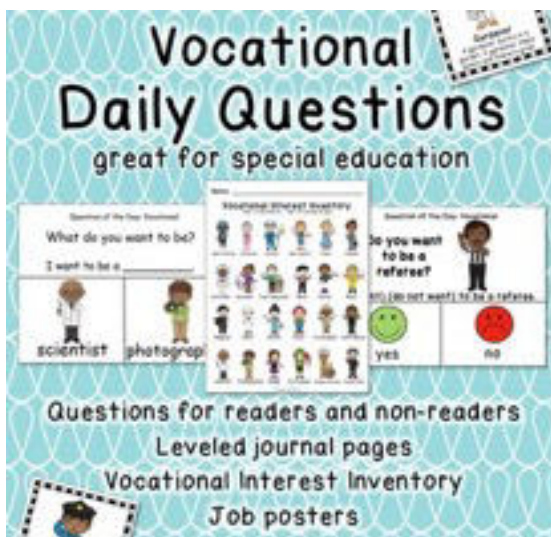
Vocational Questions

This pack follows the same format, with 64 occupation questions!

PLUS this pack includes:

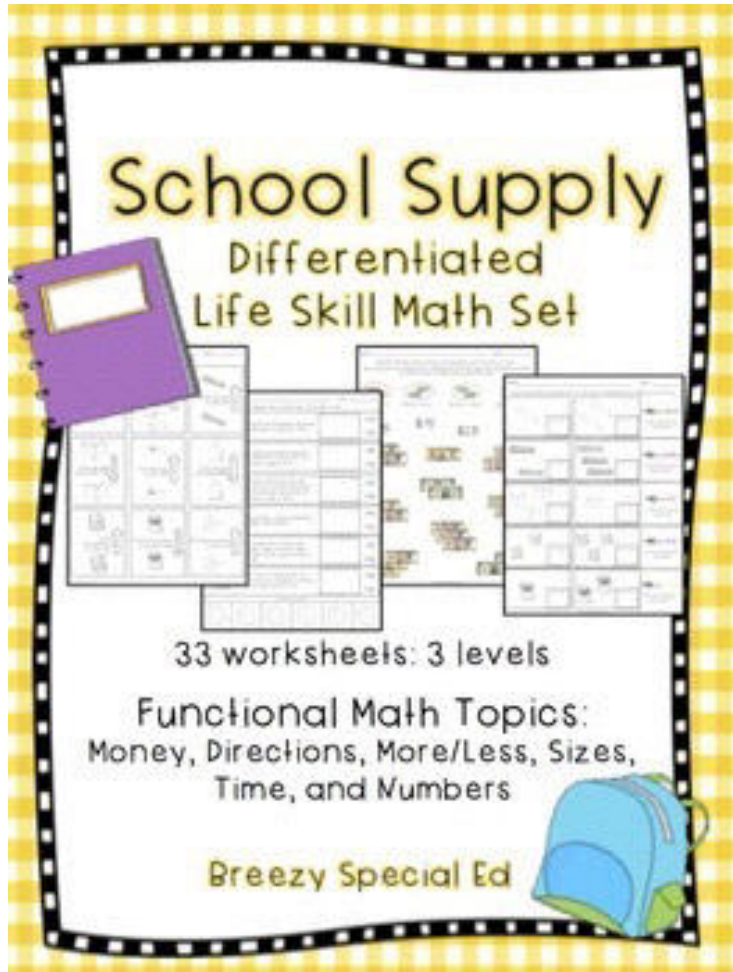
Interest Inventory (in color or b/w): Each student also gets the vocational interest inventory to fill out each day with their response. When completed this can be used for data to include in the IEP (great for transition plans!)

Job Posters: Each of the 64 jobs has a poster with a two sentence description of that job. Read this with your students in order to start a discussion about that job, or to give students an idea of what people in that career do before they choose their answer.



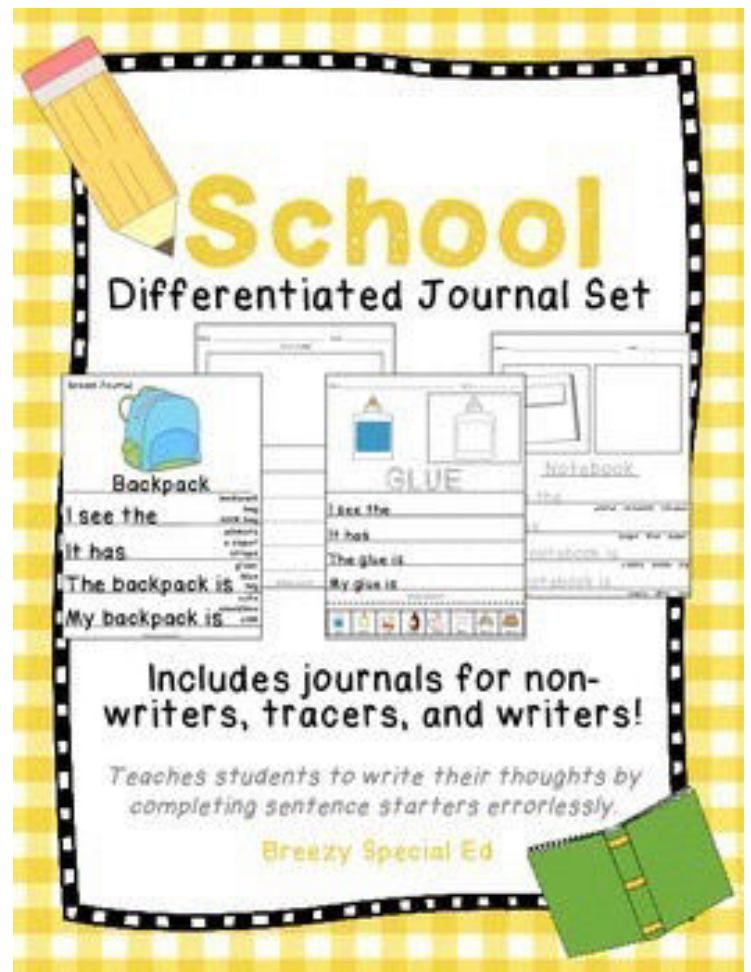
Looking for more back to school activities?

Print and Go!



NO PREP
NEEDED

3 levels!!



Thanks for downloading!

If you have any questions or would like to show me how you are using this in your classroom, I would love to hear from you!

I love to help you help your students.

To God be the Glory!!

This product is a digital download from my TpT store. This product is copyright protected and is available for your classroom use only; it can not be modified or resold without prior written permission from the author. You are not permitted to share this product through email, internet groups, blogs, servers, forums, offline groups, school/district websites or personal websites. Please direct others to my TpT store.

Please respect our teachers by respecting their work.



Stay connected!

Email: Brie@Breezyspecial.com

TPT store: <http://www.teacherspayteachers.com/Store/Breezy-Special-Ed>

Facebook: <http://facebook.com/BreezySpecialEd>

Blog: <http://breezyspecial.com>

Instagram: [@BreezySpecialEd](https://www.instagram.com/BreezySpecialEd) - take a picture and tag me! I'd love to see how you're using this in your classroom!

Clipart/Fonts/Frames from:

This product was created using Smarty Symbols Images. All rights reserved, 2011-2016.

