

# Ted Harrison

An Introduction to Arctic Art  
Art History for Elementary



*whimsy*



WORKSHOP TEACHING

# Welcome!

This art lesson is perfect for teachers who do not have an extensive background teaching art or art history.




Each unit includes:

- a read-aloud script for teachers to introduce the lesson
- embedded questions to guide your conversation
- a simple art lesson with examples
- extension activities to extend understanding
- literacy and differentiated activities

These projects are created with an understanding that teachers may have limited budgets for art supplies. They were created with common and inexpensive art supplies.

The goal of these lessons is to remove the time and stress of planning art lessons, and enjoy the engagement, fun and meaningful communication that comes from experiencing art.

This lesson is part of a larger collection. Click [HERE](#) for more photos and details on other art lesson collections for elementary.



# Overview

## Arctic Art

<b>Art Period</b>	Arctic Art
<b>Artist</b>	Ted Harrison
<b>Project Description</b>	Students will explore and discuss the art and style of Ted Harrison
<b>Time Needed</b>	Approximately 1 hour; more for extension/ early finishers activities (optional)
<b>Web Resources</b>	Web search: Ted Harrison art
<b>Date</b>	1926-2015
<b>Country</b>	Canada - Yukon
<b>Materials</b>	<ul style="list-style-type: none"><li><input type="checkbox"/> Paint or pastels</li><li><input type="checkbox"/> Thick white paper</li><li><input type="checkbox"/> Inukshuk template</li><li><input type="checkbox"/> glue and scissors</li><li><input type="checkbox"/> online references</li></ul>



# Ted Harrison

## Arctic Art

Teacher Script:

Ted Harrison was an artist who lived in Canada.  
He was born in 1926. He died in 2015.

Ted Harrison moved to the north of Canada to a place called Yukon, which is near the North Pole. When he got there he noticed that things near the North Pole were different from other places in the world that he had visited and lived.

What do you imagine might have been different?

What do you think it's like near the North Pole?

When you are very close to the North Pole, the sun never fully sets in the summer time.

So, it is light out all night long!

Kids have to go to sleep when the sky is still light!

What do you think happens in the winter?

In the winter, the sun never comes far above the horizon. The sky doesn't get very much light, even at lunch time!

What would it be like to come to school in the dark?

# Ted Harrison

## Arctic Art

Have you ever come to school in the dark?  
How did it feel?

Ted also noticed that the landscape of the Yukon was different than other places he had lived, such as England and New Zealand.

There were open, snowy fields called "tundra", and not as many forests as he was used to.

Ted started to draw and paint things he saw in the Yukon. He developed a style that used warm and cool colors beside each other. He also used a lot of lines to outline the land and sky.

*Show pictures of Ted Harrison's paintings and discuss together.*

*(Web Search: Ted Harrison art ie: "Yukon Memories")*



# Ted Harrison

## Arctic Art

What do you notice about the artwork?

What do you notice about the colors?

Ted Harrison sometimes chose big areas of warm colors (red, yellow, orange) next to big areas of cool colors (blue, purple, green).

This created "contrast" because warm and cool are opposite or complementary; it's what makes his pictures so vibrant.

Can you find an example of cool colors and to warm colors?

Do the paintings look realistic like photographs?

Ted Harrison used simplified versions of the things he saw around him. He was more interested in shapes and colors than making things look like a photograph.

We are going to make our own painting that is inspired by Ted Harrison.

# Art Project

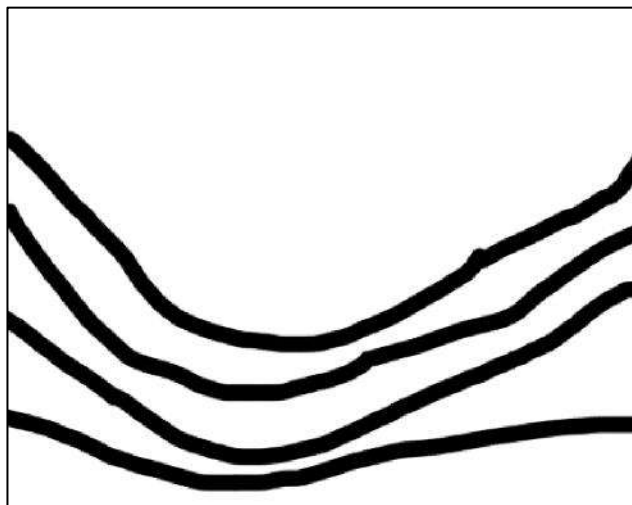
## Arctic Art

Materials: Students will need a piece of thick or watercolor paper, a pencil, and pastels or paint

### Directions:

Together, draw the following steps:


1. Draw wavy lines horizontally across the bottom of the page. The lines drop down near the middle, then go up again. (See examples). This represents mountains.




# Art Project

## Arctic Art

2. Next, make a simplified sunset. Draw a small sun in the very middle sun in the middle, and add more lines every inch or so above it. This does not have to be perfect; the variations make it interesting.



3. Now it's ready to color! Color the sky with warm colors, going from lightest on the sun (yellow then orange) to darkest at the top of the paper (red)





# Art Project

## Arctic Art

4. Color the mountains with cool colors. You could start with purple at the bottom and move to blue and green, but any combination will do, especially if you have different shades of each color.

Continue until the whole page is covered with color. If the black lines were covered, you can trace over all the lines again with black marker or pastel, depending on which one shows up the best with your materials.




# Art Project






## Arctic Art

Ted Harrison sometimes included people and objects in his paintings. If you choose, you can make a black inukshuk silhouette. These stone, people-shaped statues are found in the Yukon and were used for navigation and communication.

The inukshuk can be drawn or painted with black, or it can be cut out of black paper and glued on. You can also use the templates provided.

## Student examples:





# Reflect and Review

name \_\_\_\_\_



**Ted Harrison** Draw another version of the arctic tundra in the same style.

What is the artist's name? \_\_\_\_\_

Where did the artist live? \_\_\_\_\_

What did he usually paint? \_\_\_\_\_

What colors did he use?

\_\_\_\_\_


What does it make you think about?

\_\_\_\_\_

\_\_\_\_\_

# Ted Harrison Arctic Art



Name: \_\_\_\_\_






# Ted Harrison Art Comic

This is how I felt when we learned about it:



If I could meet Ted Harrison, this is what I would say:



# TED HARRISON Art

## Word Search

Q	Q	V	H	P	E	K	L	U	D	W	N
V	O	T	A	R	J	E	O	S	U	L	N
I	U	C	O	O	L	M	B	N	Z	U	L
N	M	R	A	W	C	O	A	C	U	V	N
A	D	Q	N	C	I	T	C	R	A	I	O
X	D	N	O	O	Q	O	V	A	R	C	K
Q	P	T	Z	L	C	N	E	D	D	V	U
C	E	O	I	O	A	S	Z	A	N	D	Y
B	H	A	R	R	I	S	O	N	U	S	I
R	F	O	O	S	I	T	M	A	T	U	B
W	S	I	H	J	X	L	Y	C	T	B	L
Q	N	O	R	T	H	I	E	U	J	K	J

## Word List

☐ HARRISON

☐ CANADA

☐ ARCTIC

☐ WARM

☐ COOL

☐ COLORS

☐ NORTH

☐ HORIZON

☐ TUNDRA

☐ YUKON

# TED HARRISON Art

## Word Search

Q	Q	V	H	P	E	K	L	U	D	W	N
V	O	T	A	R	J	E	O	S	U	L	N
I	U	C	O	O	L	M	B	N	Z	U	L
N	M	R	A	W	C	O	A	C	U	V	N
A	D	Q	N	C	I	T	C	R	A	I	O
X	D	N	O	O	Q	O	V	A	R	C	K
Q	P	T	Z	L	C	N	E	D	D	V	U
C	E	O	I	O	A	S	Z	A	N	D	Y
B	H	A	R	R	I	S	O	N	U	S	I
R	F	O	O	S	I	T	M	A	T	U	B
W	S	I	H	J	X	L	Y	C	T	B	L
Q	N	O	R	T	H	I	E	U	J	K	J

## Word List

☐ HARRISON

☐ CANADA

☐ ARCTIC

☐ WARM

☐ COOL

☐ COLORS

☐ NORTH

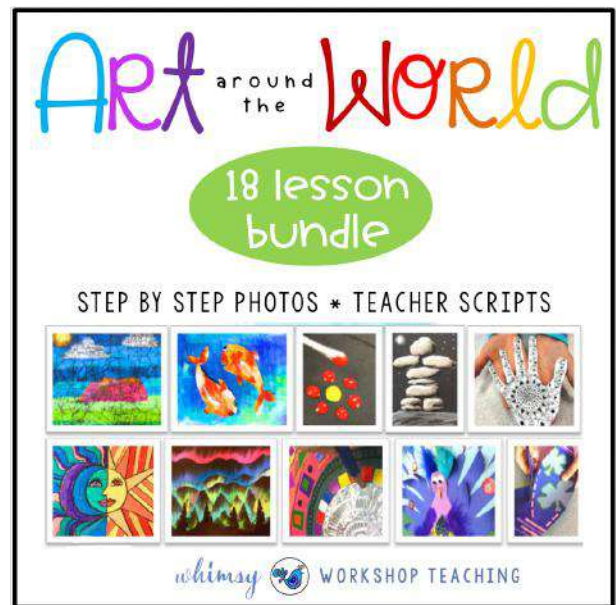
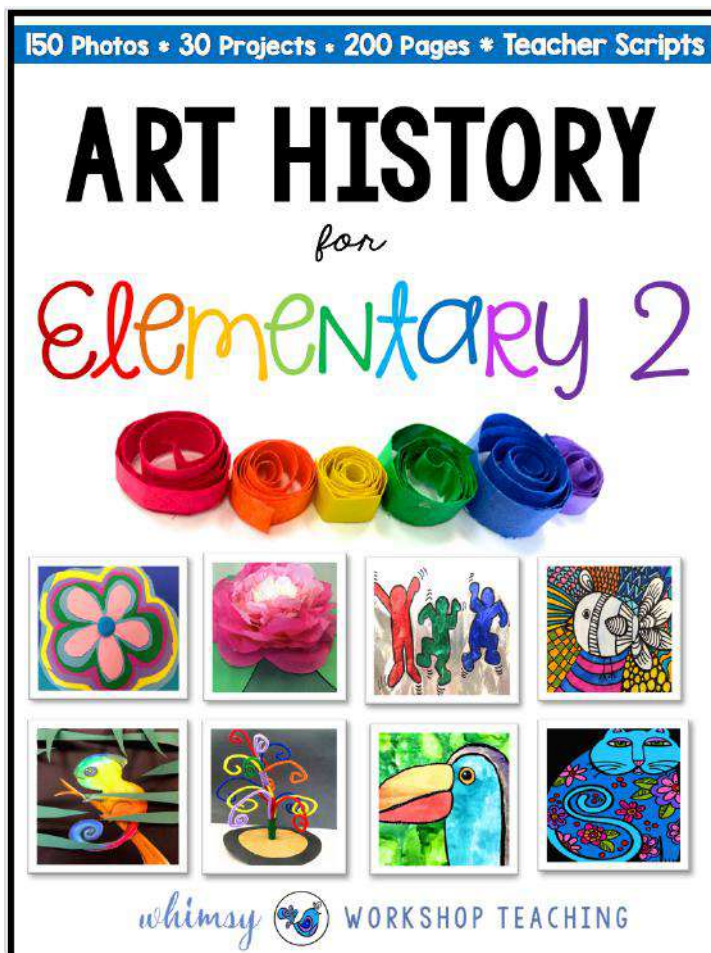
☐ HORIZON

☐ TUNDRA

☐ YUKON

# Looking for more easy Art Lessons?

Click on any  
picture to see the  
previews!



# thank you for choosing this resource !

Questions or comments? Contact me directly at [whimsyworkshopcreations@gmail.com](mailto:whimsyworkshopcreations@gmail.com)

Click [HERE](#) to visit our website for hundreds of teaching ideas!

whimsy



WORKSHOP TEACHING



## VISIT OUR FREE RESOURCE LIBRARY

Join our teaching newsletter and instantly download our FREE GIANT SIGHT WORD GAME! As a member, you'll get even more free resources in your inbox each month, and a password to access our HUGE collection of FREE teaching resources!!



[Click HERE to download!](#)

## TERMS OF USE:

DOWNLOADING ANY PRODUCTS (FREE OR PAID) GRANTS SINGLE CLASSROOM USE ONLY.

Duplication, file sharing or posting online for staff, schools or districts is strictly prohibited.

All materials are copyrighted ©Whimsy Workshop Teaching S.Westby 2019.

CONTENT CANNOT BE SHARED WITHOUT WRITTEN PERMISSION. ©Digital Millenium Copyright Act





# BEST SELLERS


Click on any resource to see more details

## DAILY Paperless MATH WARM-UPS BUNDLE



<https://www.teacherspayteachers.com/Product/Math-Intervention-Binder-and-Daily-Math-Paperless-Warm-Ups-BUNDLE-3935414>

## DAILY Paperless READING WARM-UPS BUNDLE

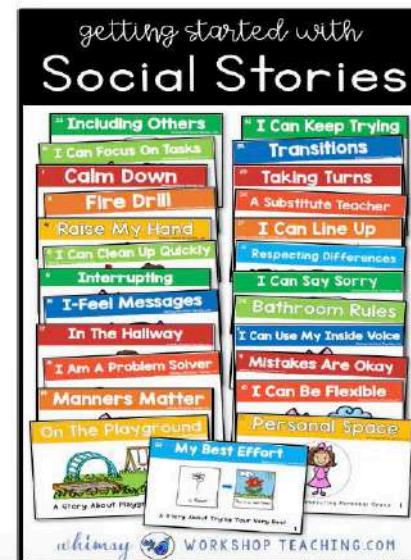


## Social Emotional Learning

### Yearlong Curriculum

See 100's of lessons for topics like self-management, positive choices, conflict resolution, personal responsibility & growth mindset.

Click HERE to see details and photos, plus a **FREE** set of emotions cards



## THE ULTIMATE SOCIAL STORIES COLLECTION

### Social Stories Curriculum

32 Social Story Packs that include a week of lessons for each story. A game-changer for the primary classroom!

Each social story includes a teacher script, printable book, posters, a partner play, mini books, a game board, and writing templates to reinforce the concept. **CLICK HERE!**

## SEL Daily Meetings








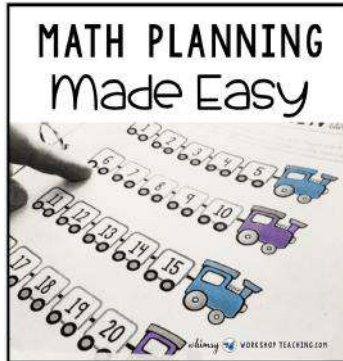

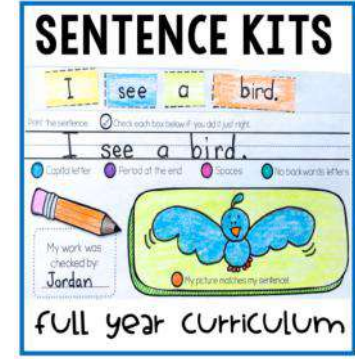


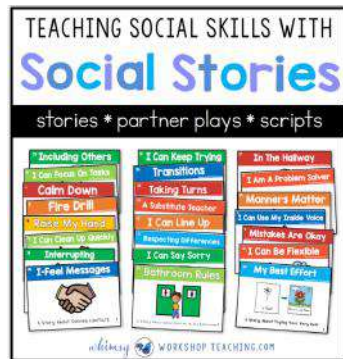

This collection of 200 conversation starters can be projected or printed. Enough for the whole year! You can use these as journal pages, and now they're **EDITABLE!**





# Best Sellers

Click any picture!



Click to visit [Whimsy Workshop Teaching.com](https://www.whimsyworkshop.com) for more free resources!

# Clickable

## RESOURCE LIST

Click Any Category

### CURRICULUM

Social Skills Lessons  
Art History  
Seasonal Crafts  
STEM & Growth Mindset  
Sentence Kits  
Sight Words  
Math Centers  
Phonics Printables  
Writing Prompts  
Poetry Sets  
Sign Up Freebies

### CLIP ART

Click below:  
Seasonal  
Phonics  
Life Cycles  
Math  
Fairy Tales  
Frames  
School Kids  
Bigger Kids  
Animals  
Specialty



whimsy WORKSHOP TEACHING.COM