

# Music lessons

## Grade 3

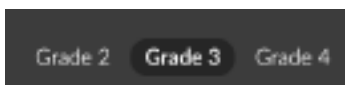
Learn at home with [www.musicplayonline.com](http://www.musicplayonline.com)

- I can sing and move to music
- I can read solfa patterns using high do
- I can read, create and perform rhythm patterns that include 3/4.

Login with your student login: snow      password: 2020

The student login will change April 1st. Ask your teacher to give you the new student login!

### 1. Select Grade 3



### 2. In the song list, select #73, Stella Ella Olla. You can choose to watch a Notation, Lyrics or Kids Demo video.



### 3. Watch the Kids Demo video first.

### 4. Then, watch the notation video and try singing along.

### 5. If you have 4 or 5 people in your house to play, try playing the game.



# Music lessons

Solfege or solfa is a way of naming notes that singers use: do re mi fa so la ti do. (Like in the song Do a Deer) This song uses the notes mi, so, la and high do.



This is shown on the upper right hand side of the notation video. We use just the letters m s l d'.

7. Go to the Interactive Activities. Choose Interactive Solfa. Click on a letter to name the solfa note. The first note is d' for high do. If you make a mistake, you lose a star. If you lose all your stars, start over!



8. Instrumental players usually use letter names: CDEFGABC' to name notes. Musicians call these "Absolute Note Names." If you play a recorder, you may be able to play this song on the recorder.



9. If you click on Interactive Rhythm there is a rhythm sort for you to try. The answers don't correct automatically, so check your answers to see if you got



Teacher's Notes:

# Music lessons

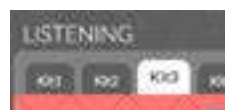

10. #74 Alouette is a French folk song for you to try. Watch the lyrics video, and sing the echo parts. They are in “italics”

**74. Alouette**

*Alouette, gentille Alouette,  
Alouette, je te plumerai.  
Alouette, gentille Alouette,  
Alouette, je te plumerai.*

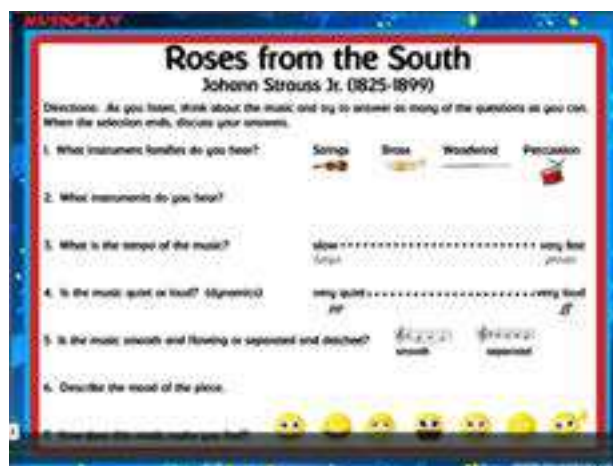


11. Go to the Listening Section and choose Kit 3. Then select #20 “Roses from the South.”



Watch the composer video.

Then watch the Listening Log. How many questions can you answer?



Teacher's Notes:



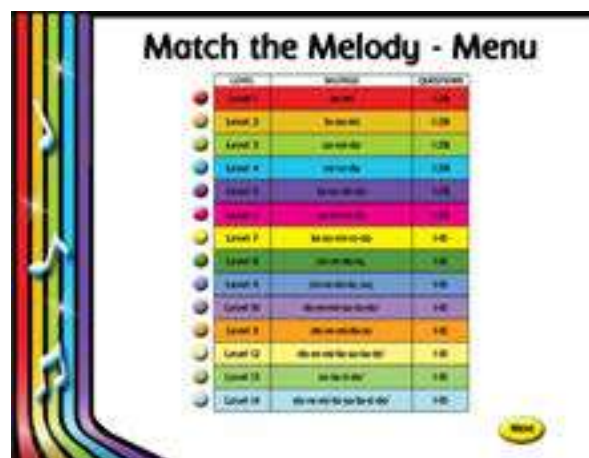
# Music lessons

12. The waltz you listened to is a dance in 3/4 meter. Go now to the Rhythm Composition tool, choose Interactive Rhythm Composition, and compose a rhythm composition in 3/4. Choose Level 5 from the menu. You can choose your instrument, and you can play it back to hear your composition.



13. Stella Ella Olla use the solfa note high do. Go to the Match the Melody Game in the Games section, and try Level 10 which includes high do.

Teacher's Notes:



# Music lessons

**EXTRAS: Do you like St. Patrick's Day?**

**There is a whole UNIT on St. Patrick's Day. Find the UNITS button.**



**Then choose St. Patricks Day**



**Teacher's Notes:**



Watch a Fun facts video.

2. John the Leprechaun Poem



Learn a silly poem.



4. Compose a Melody - Ireland



Compose a melody for a poem.



clap rhythms that lead to a pot of gold!



Create fun movement to an Irish jig.