


Kindergarten Fluency Practice



reading


Fluency Practice

Your kindergartener is at the beginning stages of reading, and is working hard to master letter sounds, decode simple words, and recognize common sight words.



Natural fluency comes with lots and lots of practice!



The following sheet is your child's fluency homework. Students will practice letter sound recognition, first sound fluency, phoneme segmentation and nonsense word fluency. Below is a focus chart for the fluency practice each night.



Day 1: Letter Sound Fluency	Day 2: First Sound Fluency	Day 3: Phoneme Segmentation	Day 4: Nonsense Word Fluency
<p>Student: Touch and say the sound of each letter.</p> <p>Grownup: Time your child for one minute. At the end of one minute, count the number of sounds subtract any errors from the total. Record the total on the "Fluency Recoding Sheet".</p> <p>Additional Practice: Point to random letters on the page and have your child say the sound.</p>	<p>Student: Say the first sound you hear in each word.</p> <p>Grownup: Say the word and have your child tell you the first(beginning) sound. Please underline the letter if they tell you the correct sound. Circle the word if they did not tell you the correct sound.</p> <p>*This is done orally without students seeing the words.</p> <p>Additional Practice: Go back to any circled words and go over them again.</p>	<p>Student: Tap the sounds you hear in each word.</p> <p>Grownup: Say the word to your child and have your child tell you the sounds in the word.</p> <p>Example: Grownup says: "cat" Child says: /k/ /a/ /t/ by tapping each sound using their hand</p> <p>Additional Practice: Practice all words on the list.</p>	<p>Student: Tap and blend the sounds you hear in each word.</p> <p>Grownup: Have your child tap out the nonsense words using their hand. Have your child blend the sounds to say the nonsense word.</p> <p>Additional Practice: Have your child tap out any words missed or did not get to.</p>



If you complete these exercises daily with your child, you will be amazed at his/her progress. The best way to improve fluency is to read, read, and READ! 

Fluency Record Sheet

Day 1: Monday Sound Recognition	Day 2: Tuesday First Sound Fluency	Day 3: Wednesday Phoneme Segmentation	Day 4: Thursday Nonsense Word Fluency
_____	_____	_____	_____
____SPM *sounds correct per minute	____FSF *first sound fluency per minute		

Day 1: Monday Sound Recognition	Day 2: Tuesday First Sound Fluency	Day 3: Wednesday Phoneme Segmentation	Day 4: Thursday Nonsense Word Fluency
_____	_____	_____	_____
____SPM *sounds correct per minute	____FSF *first sound fluency per minute		

Day 1: Monday Sound Recognition	Day 2: Tuesday First Sound Fluency	Day 3: Wednesday Phoneme Segmentation	Day 4: Thursday Nonsense Word Fluency
_____	_____	_____	_____
____SPM *sounds correct per minute	____FSF *first sound fluency per minute		

Day 1: Monday Sound Recognition	Day 2: Tuesday First Sound Fluency	Day 3: Wednesday Phoneme Segmentation	Day 4: Thursday Nonsense Word Fluency
_____	_____	_____	_____
____SPM *sounds correct per minute	____FSF *first sound fluency		

Letter Sound Fluency (Skills 3)
Fluency Practice 1

m a t d o c g i
c a m i d o g t
i t c o g a m d
g d i t o c a m

First Sound Fluency (Skills 3)
Fluency Practice 1

cat dog man rug tip rat
sat tree toes gum mouse home
crash fold sand give mice stand
dad top flip crash grab brag
down mom jug fun goat dock

Phoneme Segmentation (Skills 3)

Fluency Practice 1

sat tip ten fun mom

pan cob fish gum bag

fox log mom son pot

jet chop hat lip rat

Nonsense Word Fluency (Skills 3)

Fluency Practice 1

tid
→

mig
→

cag
→

mod
→

mot
→

gat
→

tog
→

dit
→

toc
→

dom
→

tic
→

doc
→

Letter Sound Fluency (Skills 4)

Fluency Practice 2

n	h	s	f	v	z	p	e
•	•	•	•	•	•	•	•
e	p	z	v	f	s	h	n
•	•	•	•	•	•	•	•
f	p	n	s	h	z	e	v
•	•	•	•	•	•	•	•
v	h	f	n	e	s	p	z
•	•	•	•	•	•	•	•

First Sound Fluency (Skills 4)

Fluency Practice 2

name pencil water rain sunny toy
baby color dollar five money vase
quick yell zipper home jug kind
look give wish pink table yellow
sister bump neck gum very lost

Phoneme Segmentation (Skills 4)
Fluency Practice 2

dip fed set on hen
if cap vet zip sit
gas den him pig pen
mop net top not fit

Nonsense Word Fluency
Fluency Practice 2

dol ↓ ↓ ↓ →	fum ↓ ↓ ↓ →	pez ↓ ↓ ↓ →	fid. ↓ ↓ ↓ →
vid ↓ ↓ ↓ →	tof ↓ ↓ ↓ →	nav ↓ ↓ ↓ →	fes ↓ ↓ ↓ →
soc ↓ ↓ ↓ →	het ↓ ↓ ↓ →	lec ↓ ↓ ↓ →	ip ↓ ↓ ↓ →