

# BOOK REPORT

A Flipbook Organizer



Laurane Rae

Setting

Main Characters

Summary

What I thought

# Book Report

Use this flipbook organizer to scaffold the structure of a Book Report. The prompts for each of the key elements of a Book Report will help students write effectively and keep on track.

## WHAT'S INCLUDED:

1. Six posters/anchor charts on a book report and its key elements. Print, laminate and display in class and/or view as PDF slideshow.
  2. Flipbook blackline and color templates of key elements of a book report. Cut around each template. Arrange from smallest to largest or vice versa. Glue/staple at top tab.
- \*\*** Can also be glued in interactive notebook. Simply glue down largest sheet first followed by other sheets, descending order. Glue at top tabs.
3. Lined sheet for publishing.
  4. Teacher marking rubric



Name: Sami

Grade: 4

# My Book Report

Title of Book: The Witches

Author: Roald Dahl


Setting

Main Characters


Summary

What I thought

# Book Report



A book report gives readers information about a book. It has key elements such as the title, author, setting, summary and a brief recommendation.





# Book Report

## *The Title and Author*



A book report must mention the title of the book. This is the name of the book. It must also include the name of the author who wrote the book.



# Book Report

## *The Setting*



A book report must tell about the setting. It includes when and where the story takes place. Telling about the setting helps the reader imagine the story.



# Book Report

## *The Characters*



A book report includes names of the main characters and a brief description about who they are. This is to help readers know whom the book is about.





# Book Report

## *The Summary*



A book report gives a brief explanation of what happens in the book. It includes details about a problem the characters face. The summary does not give away the ending or any surprises.





# Book Report

## *What I Thought*



This is the final element of the book report. This part of the report gives the reader a chance to express his or her opinion and recommend the book to other readers.



Name: \_\_\_\_\_

Grade: \_\_\_\_\_

# My Book Report

Title of Book: \_\_\_\_\_

Author: \_\_\_\_\_



Setting

Main Characters

Summary

What I thought



Name: \_\_\_\_\_

Grade: \_\_\_\_\_

# My Book Report

Title of Book: \_\_\_\_\_

Author: \_\_\_\_\_



Setting

Main Characters

Summary

What I thought

# *Blackline Templates*



Name: \_\_\_\_\_

Grade: \_\_\_\_\_

# My Book Report

*Title of Book:* \_\_\_\_\_

*Author:* \_\_\_\_\_



glue here

When and where does the story take place? Draw a scene and write about it.

---

---

---

---

---

*Setting*



glue here

Who are the main characters? Write briefly about them. Draw your favorite character/characters.

*Main Characters*

glue here

Briefly explain what happens in the book. Be sure not to give away any surprises. Think about the beginning, middle and end.

*Summary*

glue here

How do you feel about the book? Why do you feel this way?  
Would you recommend this book to other readers? Why?  
Draw your favorite scene.

---

---

---

---

---

---


---

---

---

---

*What I thought*



# *Color Templates*



Name: \_\_\_\_\_

Grade: \_\_\_\_\_

# My Book Report

Title of Book: \_\_\_\_\_

Author: \_\_\_\_\_



glue here

When and where does the story take place? Draw a scene and write about it.

---

---

---

---

---

*Setting*

glue here

Who are the main characters? Write briefly about them. Draw your favorite character/characters.

*Main Characters*

glue here

[illegible][illegible]



glue here

How do you feel about the book? Why do you feel this way?  
Would you recommend this book to other readers? Why?  
Draw your favorite scene.

---

---

---

---

---

---

---

---

---

---

*What I thought*

# A Book Report

By: \_\_\_\_\_

Title of book: \_\_\_\_\_

Author: \_\_\_\_\_

This image shows a blank sheet of white paper with horizontal ruling lines. The lines are evenly spaced and run across the width of the page. There are no margins, text, or other markings on the paper.

# Book Report: Marking Rubric

Name: \_\_\_\_\_

Grade: \_\_\_\_\_

Criteria	4 Marks	3 Marks	2 Marks	1 Mark	Score
ELEMENTS	Key elements of the Book Report (setting, main characters, summary and what I thought) are well-developed and elaborated.	Key elements of the Book Report (setting, main characters, summary and what I thought) are well-developed.	Fair attempt to develop key elements of the Book Report (setting, main characters, summary and what I thought).	Book Report lacks development of key elements (setting, main characters, summary and what I thought).	
COHESION	Writing shows continuity of ideas and all sections of the Book Report are well-linked together.	Most or some ideas are well linked together to lend meaning and cohesion to the Book Report.	Few correct links between sentences to facilitate reading and support underlying key ideas of the Book Report.	Meaning is lost as links to ideas are missing or incorrect. The Book Report is difficult to read.	
SENTENCE STRUCTURE	All or most sentences are accurate and express precise meaning.	Some sentences are accurate and express precise meaning.	Few sentences are accurate and express precise meaning.	Sentences are weakly constructed and convey little or no meaning.	
PUNCTUATION	Precise markers are effectively used to pace and control reading of the text.	Precise markers are accurately used to pace and control reading of the text.	Some sentences are correctly punctuated from beginning to end.	One or two correct sentence markers evident.	
SPELLING	All or most words spelled accurately.	Some mistakes in spelling that do not hinder meaning of text.	Most errors evident in common words.	Major spelling errors that distort meaning of text.	
Final Score out of 20					

Comment: \_\_\_\_\_

\_\_\_\_\_


\_\_\_\_\_

\_\_\_\_\_

# CREDITS

the  of a teacher...

*Laurane Rae of TeachToTell*












Fonts By:





*Thank you for stopping by!*  
*Other products you might be interested in...*

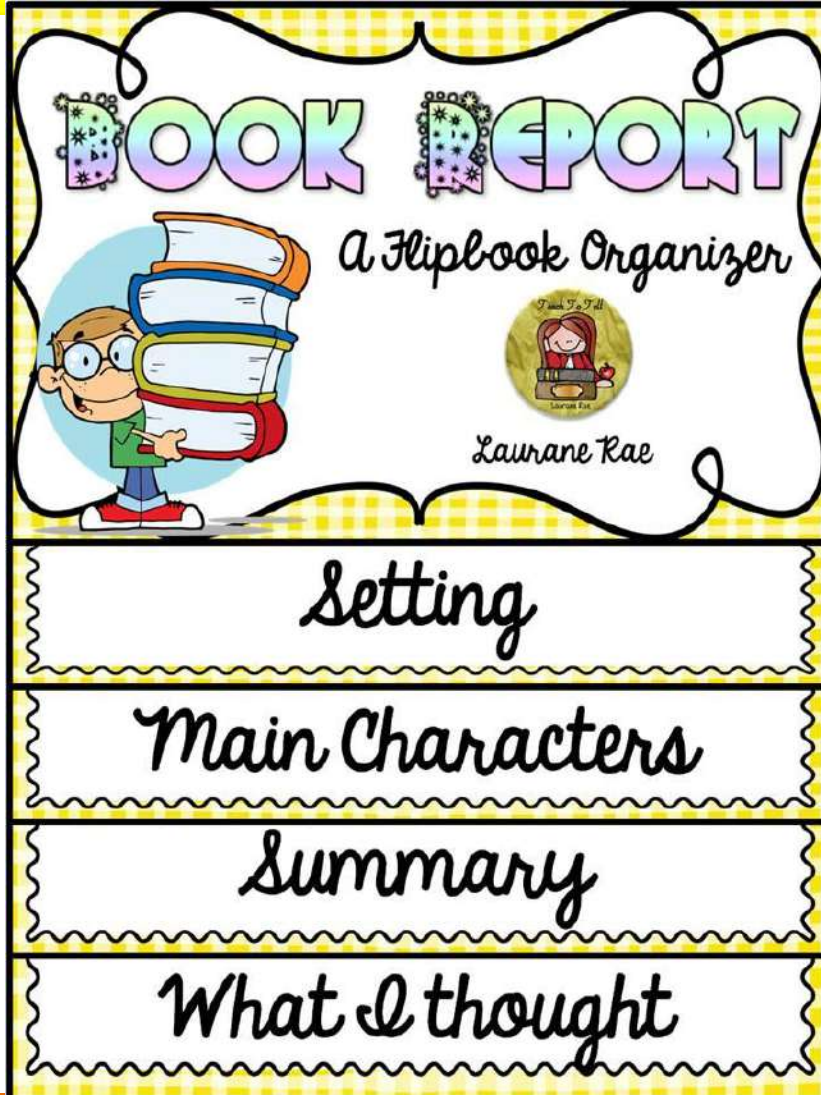






# Appreciate your feedback!

The  of a teacher...

*Laurane Rae of Teach To Tell*



**BOOK REPORT**  
A Flipbook Organizer

   
Laurane Rae

Setting
Main Characters
Summary
What I thought

For any queries, please e-mail me at  
[lauranerae@gmail.com](mailto:lauranerae@gmail.com)

Thank you for purchasing this resource!  
For product updates, giveaways, and  
TPT gift certificates, please remember  
to 'follow me'!



My TPT Store



My Blog



*Sincerely,  
Laurane Rae*

My Facebook Page



My Pinterest Boards



## TERMS OF USE:

All rights reserved. Purchase of this item entitles the purchaser the right to reproduce the pages in limited quantities for classroom use only. Duplication for an entire school, an entire school system or commercial purposes is strictly forbidden without written permission from the author. Copying any part of this product and placing it on the internet in any form (even a personal/classroom website) is strictly forbidden and is a violation of the Digital Millennium Copyright Act (DMCA). These items will be located by Google and traced back to the publishing site. If you would like to share this resource with another teacher, please purchase an additional license.