



WOODLAND ELEMENTARY SCHOOL

WEEKLY NOTES

February 24, 2021

- This Friday, February 26th, is a 2:00 pm release for all elementary students.
- The deadline for switching from online to in person or in person to online learning for the 4th quarter is March 9th. Please click [here](#) to access the form to make a switch. Note that a form must be completed for each child and must be submitted by March 9th.
- **Lost & Found:** We have put all of our lost and found items on tables in the vestibule outside the elementary office. Please stop in and check for any missing items. We have accumulated lots this winter and will be donating any remaining items after spring break.
- **Attention Parents of 3rd and 4th Graders:** It is soon going to be that time of year when we will be administering the state assessment Forward Exam. The testing window for this assessment is March 22nd to May 14th and each 3rd and 4th grade classroom has a specific testing schedule within that testing window. In person fourth grade testing will take place on days between March 24th—April 22nd and in person 3rd grade testing will take place on days between April 12th—April 22nd. Most testing will occur in the AM. As in the past, we ask that families try to avoid testing times for appointments, vacations, etc. as the missed test will then need to be made up during one of our make-up times. Thank you in advance and please contact your child's teacher with any questions.
- Please visit the KASD website and check out the [Community Events](#) page for some great opportunities and activities for your family.
- The Kimberly Area School District is accepting registrations for 4K/5K for the 2021/2022 school year. [Registration forms](#) can be completed [online](#). Please contact Jodi Neuber at jneuber@kimberly.k12.wi.us if you have any questions.
- The timeline for submitting open enrollment applications is February 1, 2021 to April 30, 2021 at 4:00 pm. A link to the open enrollment application will be available on the [Kimberly Area School District website](#) beginning February 1st. To obtain more information about open enrollment, please contact Jen Bixler at 423-4166.



Focusing on Cooperation with Others

Helping develop a child's teamwork skills and capabilities is crucial when it comes to their future. Cooperation is a necessary skill all children must have if they wish to succeed in working with others in their school and home environments. Without these skills, your child may be more likely to distance themselves from others, and be less cooperative at those moments when it's most needed. As a parent, you can help your children develop their cooperative skills with both adults and other children. If you feel your child isn't responding to your efforts, there are a variety of methods you can try.

Work on Team-Building at Home

By making sure your child actively engages in chores, homework, and play time with their siblings or other people in the house, you'll ensure these behaviors naturally carry over into the school environment. If your child withdraws from these scenarios and doesn't want to work or play with anyone at home, this can indicate potential problems in school as well. Communicating effectively and staying firm in your stand for your child's cooperation will eventually help them see that being part of a team and working with others is both fun and rewarding. This can be especially difficult for shy children, but they'll take plenty of cues from you if you're persistent and consistent. Try different approaches of communication to see which ones work for you and your child.

Talk to Teachers about Your Child's Teamwork in School

Even though your child may be willing to work with others at home, this may be because they are in a much more comfortable atmosphere with people they have known their whole life. Make sure you speak to the teachers and adults your child is directly involved with in order to get a full sense and understanding of their behaviors. Teachers will generally be happy to recommend a few activities you can engage in that will improve their sense of teamwork and cooperation.



Remember



- Encourage your child to participate in extracurricular activities that your child enjoys •
- Model and practice teamwork at home •
- Understand that sometimes it's all about your child's personality and be flexible in your approach •





RECEIVE DENTAL CARE RIGHT AT SCHOOL!

Oral Screening
Dental Cleaning
Fluoride Varnish
Sealants
Silver Diamine Fluoride
Referral Assistance

Services are provided during the day and visits are held throughout the school year.

Enroll Now!

<https://enrollment.bbsmiles.org/>

Bridging Brighter Smiles, Inc. accepts Forward Health/BadgerCare Insurance Only.
Dental care in school is also available on a self-pay basis.

Any Questions Please Call Bridging Brighter Smiles at (262)896-9891 or visit www.bbsmiles.org

Students and Families of 4k - Grade 4 Students,

This year our district is using a new student login platform called Classlink. The Classlink “landing page” will have all of the programs that students need for remote learning (including Seesaw). Third and fourth grade students will log into their district Chromebooks. Students (family members) in 4k through grade 2 should follow the directions below.



Laptops & Chromebooks

Because we are a Google Education district, the preferred browser is Chrome. Other browsers may work, but Chrome is recommended. See below if you'd like to install Chrome on your laptop. Chromebooks use Chrome as the default browser.

STUDENTS: Please follow these directions to log into Classlink:

1. Go to Kimberly's Classlink student login page:
<https://launchpad.classlink.com/kasd>. The link can also be found on the KASD website under the “Students and Parents” tab.
2. Choose “Sign in with Microsoft”.
3. Enter your COMPLETE email address. If you only have your username, please add “@kimberly.k12.wi.us” to the end. For example if the username is 33msmith, the email would be 33msmith@kimberly.k12.wi.us
4. Enter your password.
5. If you are prompted to save your username and password, choose no if you share the device with someone else at home. Choose yes if you're the only person using the device.
6. You are in! Just click the icon of the program you want to access.

Seesaw on Smart Devices, Tablets, iPads

If you are using a smart device, tablet or iPad, you will need to install the Seesaw CLASS app. **You must choose the Google option TWICE!** Please follow the EXACT directions on [these slides](#) to get students signed into their Seesaw Class app.

Troubleshooting

If you have children at home sharing the same Chromebook, each child needs to sign out of the chromebook completely.

[Install Chrome](#)

WHEN TO STAY HOME FROM SCHOOL

Keep your child home when:

- ✓ They are sick (please see [student illness guide](#) and when to get tested)
- ✓ They are diagnosed with COVID-19
- ✓ They are being tested for COVID-19
- ✓ They are a [close contact](#) of someone with COVID-19



Frequently Asked Questions:

Do I keep my child home if someone in my household is being tested for COVID-19?

A: Send your child to school if your child is symptom free.

OR

A: Keep your child home if your child has COVID-like symptoms.

Do I keep my child home from school if someone in my household is a close contact of a confirmed case of COVID-19?

A: Send your child to school if the household member who is the close contact is symptom free.

OR

A: Keep your child home if the household member who is the close contact has COVID-like symptoms. (The household member who is the close contact is considered a probable case of COVID if he/she is showing symptoms while awaiting test results and everyone in your household at that point is considered a close contact and will need to quarantine.)

***For additional frequently asked questions please visit,
www.kimberly.k12.wi.us/updates/frequently-asked-questions***

STUDENT ILLNESS GUIDE AND WHEN TO GET TESTED

People with the below symptoms or combination of symptoms may have COVID-19. The table below outlines WI-DHS recommendations of who should receive COVID-19 testing in Wisconsin. If you have these symptoms, **stay home, call your school office and get tested.**

Box A (any one symptom present)

- ☐ Cough (above baseline) ☐ Shortness of breath or difficulty breathing ☐ New loss of taste or smell

OR

Box B (any two symptoms present)

- ☐ Congestion or runny nose (above baseline) ☐ Chills or fever (100.4) ☐ Nausea or vomiting
☐ Diarrhea ☐ Fatigue ☐ Muscle or body aches ☐ Sore throat (above baseline)

*If you choose not to get tested, you must remain home until at least 10 days have passed since symptom onset AND at least 24 hours have passed since resolution of fever without use of medicine AND other symptoms have improved.

OR

Box C

- ☐ I am a close contact of someone with COVID-19

For all other illnesses, follow typical school illness protocol by staying home, calling the school office and once symptoms have improved and your child is fever free for 24 hours they may return.

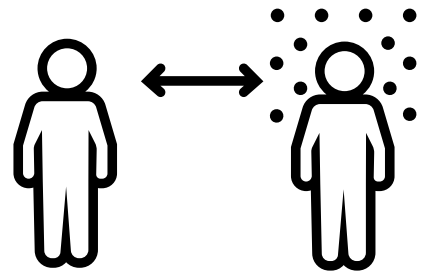
***For information on awaiting test results and quarantining please go to,
www.kimberly.k12.wi.us/updates/covid-19-protocols.***

CLOSE CONTACT GUIDE

What does it mean to be a close contact of someone with COVID-19?

You are a “close contact” if any of the following situations happened while you spent time with the person with COVID-19, even if they didn't have symptoms:

- ✓ Had direct physical contact with the person (for example, a hug, kiss, or handshake)
- ✓ Were within 6 feet of the person for more than 15 minutes
- ✓ Had contact with the person's respiratory secretions (for example, coughed or sneezed on; contact with dirty tissue; shared a drinking glass, food, towels, or other personal items)
- ✓ Live with the person or stayed overnight for at least one night in a household with the person



EXAMPLE

Your child was playing outside with a neighborhood friend when he drank from the friend's water bottle without thinking. The following day, the friend developed symptoms and subsequently tested positive for COVID-19. **Your child is a close contact.**


EXAMPLE

I went out to eat with a friend yesterday and we were within 6 feet of each other for 30 minutes. The following day my friend tested positive for COVID-19. I am now a close contact. What about my child? **Your child is NOT a close contact** as your child did not spend time with your friend.

If you had contact with someone who has been diagnosed with COVID-19 you may be at risk of infection. Follow these recommendations for 10 days since your last close contact with someone with COVID-19.



As a close contact, what does it mean to quarantine?



- Stay home
- Avoid travel
- Go out only if absolutely necessary
- Postpone all non-essential medical appointments until your quarantine is over
- Do not use public transportation, ride-sharing, or taxis
- Wear a face cover when you are around others
- Continue to monitor your symptoms for a full 14 days and if you develop symptoms from day 11 to 14, quarantine and contact your healthcare provider.

See Next Steps: close contacts of someone with COVID-19



CLEAN MASKS ARE CRUCIAL!

Cloth masks are designed to be washed after every use. They should not be worn multiple days in a row unless washed in between uses. Here's how to care for your cloth mask:

Washing:

Wash masks in a washing machine, using the warmest setting recommended for the fabric. Use your usual laundry detergent.

OR

Wash masks thoroughly by hand, using soap or laundry detergent and warm/hot water.

Drying:

Dry masks in a dryer, using the warmest setting recommended for the fabric.

OR

Allow the mask to air dry completely.

KIMBERLY AREA SCHOOL DISTRICT

PARENT CALENDAR

2021-2022

September 2021

M	T	W	TH	F
		1	2	3
NS	7	8	9	10
13	14	15	16	17
20	21	22	23	AM
27	28	29	30	

October 2021

M	T	W	TH	F
				1
4	5	HS	7	E2
11	12	13	14	15
18	19	20	21	22
25	26	27	NS	NS

November 2021

M	T	W	TH	F
1	2	3	4	Q
8	9	10	E2&C	12
E2&C	16	MS	MS	AM
22	23	24	NS	NS
29	30			

December 2021

M	T	W	TH	F
		1	2	E2
6	7	8	9	10
13	14	15	16	17
20	21	22	NS	NS
NS	NS	NS	NS	NS

January 2022

M	T	W	TH	F
3	4	5	6	7
10	11	12	13	E2
17	18	I	I	Q/AM
24	25	26	27	28
31				

February 2022

M	T	W	TH	F
	1	2	3	4
7	8	9	NS	NS
14	15	HS	17	E2
21	22	23	24	25
28				

March 2022

M	T	W	TH	F
	1	2	3	E2
7	8	9	MS	AM
14	15	16	17	18
21	22	23	24	25
Q	29	30	31	

April 2022

M	T	W	TH	F
				E2
4	5	6	7	8
11	12	13	14	NS
NS	NS	20	21	22
25	26	27	28	29

May 2022

M	T	W	TH	F
2	3	4	5	6
9	10	11	12	AM
16	17	18	19	20
23	24	25	26	EN
NS	31			

June 2022

M	T	W	TH	F
		1	2	*SNOW DAY MAKE-UP

*If needed, snow day make-up will be on Friday, June 3rd

NS No School

AM AM classes only (exception: No school for 4K) KHS dismissed at 11:31am, JRG & Intermediate dismissed at 11:20am, Elementary dismissed at 12:00pm

E2 Elementary Early Release - Elementary dismissed at 2:00pm (Exception: 4K morning classes 8:45am - 10:45am, afternoon classes 11:45am - 1:45pm)

EN Elementary Noon Release - All Elementary students dismissed at 12:00pm (exception: No school for 4K)

HS High School Parent/Teacher Conferences - KHS students dismissed at 2:00pm

MS Middle School Parent/Teacher Conferences - JRG students dismissed at 2:00pm except on November 18th - students will have a full day of school

I Intermediate School Parent/Teacher Conferences - Intermediate students dismissed at 2:00pm

E2&C 4K-4th Gr. Parent Teacher Conferences; No school for 4K; Grades 5K-4th Grades dismissed at 2:00pm

Q End of quarter

OUR STUDENTS NEED YOU





SEEKING TEMPORARY STAFF

substitute teachers • support staff • entry level

Kimberly Area School District (KASD) is seeking support from our community. Help us keep students in the classroom and our schools open. Find which opportunity is best for you!




— *Explore the possibilities* —

POSITION	 EXPERIENCE LEVEL	 PAY	 FLEXIBILITY/ SEASONAL	 IMMEDIATE OPENINGS
Substitute Teacher	Associates or Bachelor's	\$115/PER DAY	✓	✓
Classroom Facilitator	High School Diploma	\$90/PER DAY	✓	✓
Substitute Paraprofessional	High School Diploma	\$9.50/PER HOUR	✓	✓

Do you enjoy working with children while maintaining a flexible work schedule? Are you home for the holidays and looking for temporary work? Have you considered becoming a classroom facilitator, substitute paraprofessional or even a substitute teacher? Learn more at www.kimberly.k12.wi.us/careers

IF YOU  **SEE
SOMETHING**

**SAY
SOMETHING**



IF YOU
See something
Read something
Hear something
Know something
Then you should
SAY SOMETHING



TELL YOUR
Parent
Teacher
Principal
School Counselor
School Secretary
Librarian
Any Trusted Adult
***Or Call 911 for
Emergencies***

We are encouraging school and community members to become the eyes and ears of the Kimberly Area School District in order to provide information that keeps our students, staff and schools safe.

It sometimes can be difficult to define:

- Take your time to pay attention to your surroundings and to the behaviors of others around you.
- Know what suspicious or concerning behaviors look like.
- Does the activity look strange to you?
- Are you worried someone you know is thinking about hurting others or themselves?

Report it, don't just repeat it.



**Kimberly Area
School District**

*See Something, Say Something® is modeled after
the Department of Homeland Security's program.*

rev. 11/6/19

INFORMATION FOR PARENTS



IF YOUR FAMILY LIVES IN ANY OF THE FOLLOWING SITUATIONS:

In a shelter



In a motel or campground due to the lack of an alternative adequate accommodation



In a car, park, abandoned building, or bus or train station



Doubled up with other people due to loss of housing or economic hardship

Your school-age children may qualify for certain rights and protections under the federal McKinney-Vento Act.

Your eligible children have the right to:

- Receive a free, appropriate public education.
 - Enroll in school immediately, even if lacking documents normally required for enrollment.
 - Enroll in school and attend classes while the school gathers needed documents.
 - Enroll in the local school; or continue attending their school of origin (the school they attended when permanently housed or the school in which they were last enrolled), if that is your preference.
- * If the school district believes that the school you select is not in the best interest of your children, then the district must provide you with a written explanation of its position and inform you of your right to appeal its decision.
- Receive transportation to and from the school of origin, if you request this.
 - Receive educational services comparable to those provided to other students, according to your children's needs.

If you believe your children may be eligible, contact the local liaison to find out what services and supports may be available. There also may be supports available for your preschool-age children.



Local Liaison

KASD Homeless Liaison
Rob DeLain
920.788.7905

State Coordinator

WI State Coordinator
Kristine Nadolski
608.267.7338

If you need further assistance with your children's educational needs,
contact the National Center for Homeless Education:

1-800-308-2145 ★ homeless@serve.org ★ <http://nche.ed.gov>