


FBE Wanted Poster Element Project

General Information about your element	Element name and symbol	
	Origin of the name	
	Date of discovery	
	Element family (name)	
	Period and group number	
	Atomic number and mass	
	Number of shells, electrons, protons, neutrons and valence electrons	#protons _____ #neutrons - _____ #electrons _____ #ele. shells - _____ #valence electrons - _____
Physical Properties	State of Matter at Room Temperature	
	Color	
	Other physical characteristics you want to include	
Real World Uses for your Element		
Other Properties	Size of atom	
	Strength of reactivity and why	
Bohr Model	Draw a model  ** Get creative! You will need to make a Bohr model of your element. You need to use common household and/or craft materials (please avoid food items or heavy materials). See details below.	

Model Guidelines:

1. Make it the size of a sheet of paper (but 3D) and should be able to be hung (paper clips and string will be made available).
2. Use different colors and/or types of materials to represent each of the 3 particles.
3. Use correct number of particles.
4. Include an ATTACHED tag that clearly identifies the element. It should look like below:

*if you have a large number of sub particles, you may bundle them instead of providing them all. Ex. if your atomic # is 63, you could use 4 foam balls to represent 15 protons each, and then provide the extra 3 to make 63.

**You will need to show where each electron shell is and the correct # of electrons on each shell. This may mean numbering them.

Side 1 Atomic # Atomic Symbol Element Name Atomic Mass Your name	Side 2 <u>Key:</u> Protons: ____ Neutrons: ____ Electrons: ____	Note: Notice Side 1 resembles an element square on the Periodic Table. On Side 2, you should provide a key that will help distinguish between each subatomic particle (protons, neutrons, and electrons).
--	---	--

Federal Bureau of Elements

Wanted by the F.B.E.

****this information will be neatly written or typed with all sub headers underlined – no pencil – this will be glued onto a piece of construction paper next to the mug shot**

Name: (element name and criminal name)

Aliases: (Latin or Greek roots or what it was named after)

Crime Family: the name of your element's family

DOB: "Date of Birth" – fill in the exact date or nearest date/year of when your element was discovered

Last Known Address:

List the group number and period numbers for where your element is located

Identifying Marks:

Draw a Bohr model of your element

Description:

Give the physical description of your element (color, luster, solid, liquid, gas, shiny, dull, etc.) BUT write it as though you are describing a person. "Gold is a bright individual with a shiny, yellow-orange complexion. Gold has a malleable personality and often bends himself to others directions, however gold should still be considered influential and dangerous – people have killed to be with him."

Wanted for:

Describe what your element does, or is used for, but again, write it as though you are talking about a criminal. "Gold has been involved in a number of bank robberies in the form of coins and gold bars. He has been known to hang around the necks of rich people as necklaces or other jewelry. In extreme cases gold will conduct electricity as a means of escaping the law."

Warning:

Put in a "dangerous" warning in terms of your element's reactive ability. "Although gold has a medium level of reactivity, he should still be approached with caution. Gold may not want to react right away and may actually bend himself around your throat if he feels threatened because he is malleable."

Federal Bureau of Elements

Mug Shot

(this will be done on a regular sheet of copy paper)

Picture must:

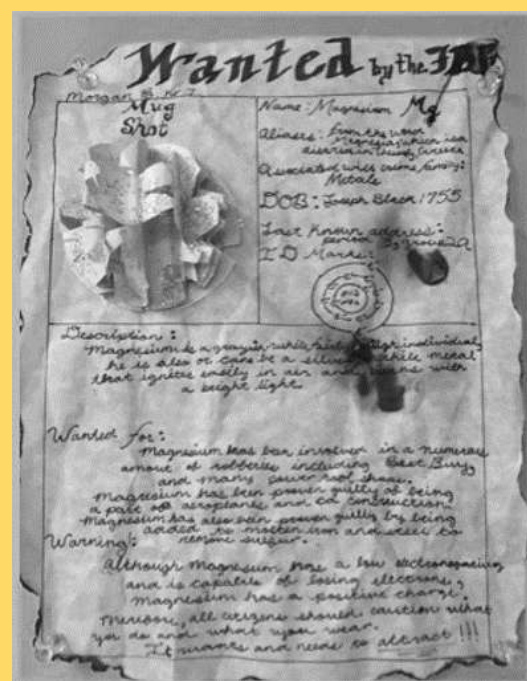
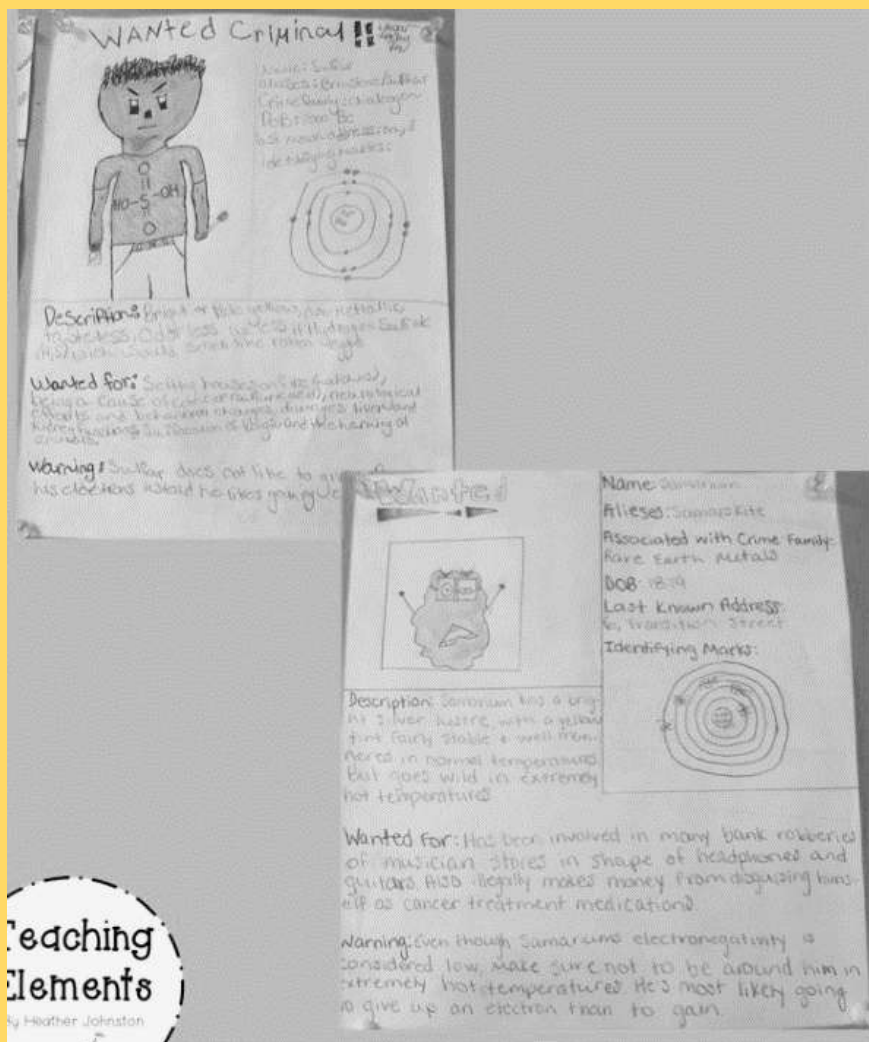
****be neatly drawn – use pencil first**

****completely colored – create a background**

****take up the entire sheet of copy paper**

****have criminal's name somewhere on poster**

****all writing should be dark (no pencil left) and large where necessary**



Teaching
Elements

by Heather Johnston