

The image features the iconic 'Family Feud' logo, which consists of the words 'FAMILY' and 'FEUD' in a bold, yellow, serif font with a thick orange outline. The logo is set against a blue oval background with a pattern of small white dots. This central graphic is superimposed on a blurred background of a game show studio. The studio has a polished floor, blue and orange lighting accents, and silhouettes of people in the foreground, suggesting a live audience.

# FAMILY FEUD

Get Moving Edition!



**Round 1**

**Round 5**

**Round 2**

**Round 6**

**Round 3**

**Round 7**

**Round 4**

**Round 8**

## Welcome to Family Feud Get Moving Edition!!!

### How to Play:

Split class into two teams.

Each round will start with a face off.

- One member from each team will hover their mouse over the “raise hand” button.
- After hearing the question for the round, whichever player raises their hand first will have a shot at guessing an answer on the board. If their answer is on the board, their team will get to play for the round.
- If their answer is not number 1, the opposing team will have the opportunity to guess a higher ranking answer. If they do, that team will steal and get the opportunity to play the round.

During each round, the team playing will be allowed 2 wrong answers. On the 3rd wrong answer, the opposing team will be able to steal by guessing a answer left on the board.




The winning team each round will earn the total points they have revealed on the board.


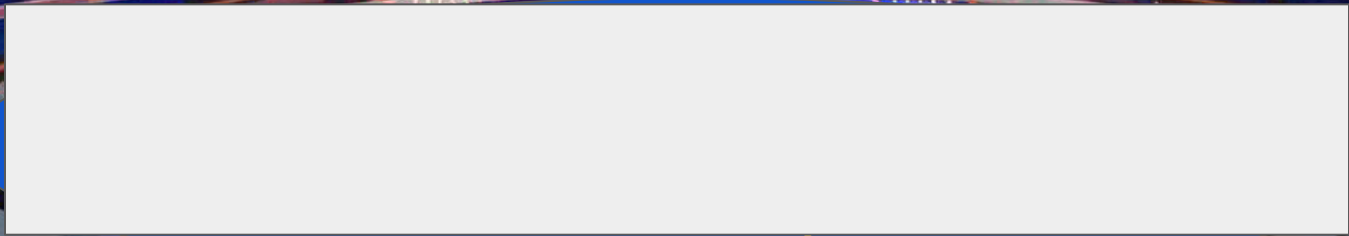


When the round is complete, all students will be taken to the exercise slide.

- The winning team will vote on option 1 or option 2 (showing with fingers) to decide which exercise their team wants to do for 45 seconds
- The opposing team will do the other.

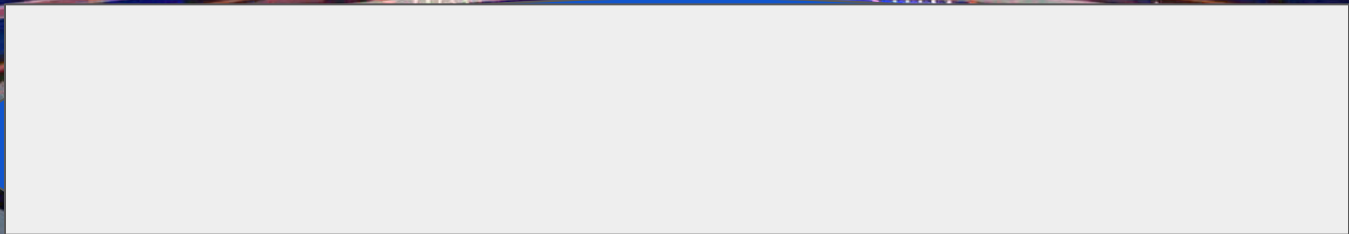













































**Jumping Jacks**



**Arm Circles**



**45**







**Squats**



**Quick Feet**



**45**

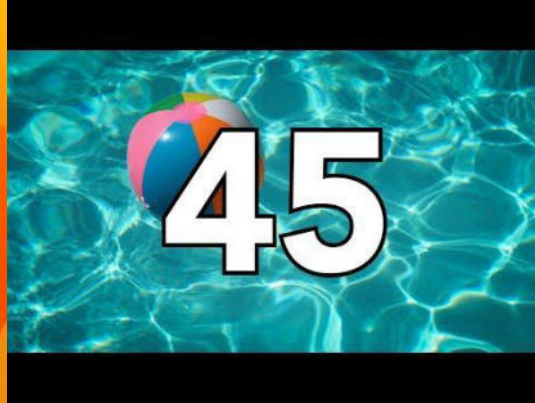




**Burpees**



**High Knees**







**Curl-Ups**



**Cherry Pickers**



**45**





## Mountain Climbers



## V-Sit Balance








**Skiers**



**Bicycle Crunches**





## Plank Ups



45



## Lunges



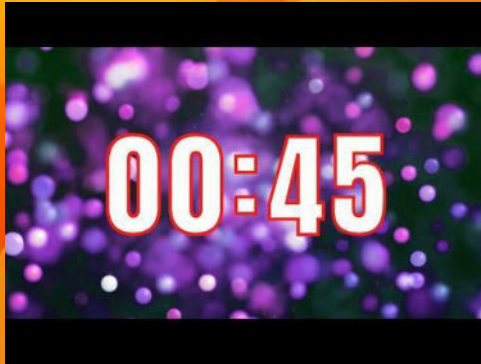




**Toe Taps**



**Yoga Flow**



# Answer Sheet

1. Name a type of ball that you might play with for fun.(8)

1. Football
2. Baseball
3. Rubber/bouncy
4. Tennis
5. Basketball
6. Soccer
7. Ping pong
8. Wiffle

2. Tell me a place you might be told to be quiet. (5)

1. Library
2. Classroom
3. Church
4. Movie Theatre
5. Bedtime/home

3. What is something you might see on the ground in a messy room? (6)

1. Toys
2. Clothes
3. Backpack
4. Floor/carpet
5. Pen/pencil
6. Food/wrappers

4. Name something people write with. (7)

1. Pen
2. Pencil
3. Keyboard
4. Crayon
5. Chalk
6. Dry Erase/Marker
7. Paint

5. What's another word for "garbage"? (5)

1. Trash
2. Junk
3. Waste
4. Rubbish
5. Litter

6. What's something you might close your eyes to do? (7)

1. Sleep
2. Swim
3. Make a wish
4. Hide and seek
5. Think hard
6. Pray
7. Sneeze

7. Name a way people get from place to place. (7)

1. Car/drive
2. Run/walk
3. Plane/fly
4. Bus
5. Bicycle
6. Train
7. Motorcycle

8. Name something you only do when your sick. (6)

1. Take medicine
2. Stay home
3. Throw up
4. Go to doctor
5. Nao
6. Eat soup