



Default Budget of the School District

Newmarket Local School

For the period beginning July 1, 2024 and ending June 30, 2025






RSA 40:13, IX (b) "Default budget" as used in this subdivision means the amount of the same appropriations as contained in the operating budget authorized for the previous year, reduced and increased, as the case may be, by debt service, contracts, and other obligations previously incurred or mandated by law, and reduced by one-time expenditures contained in the operating budget. For the purposes of this paragraph, one-time expenditures shall be appropriations not likely to recur in the succeeding budget, as determined by the governing body, unless the provisions of RSA 40:14-b are adopted, of the local political subdivision.

This form was posted with the warrant on: 1/22/2024

SCHOOL BOARD OR BUDGET COMMITTEE CERTIFICATION

Under penalties of perjury, I declare that I have examined the information contained in this form and to the best of my belief it is true, correct and complete.

Name	Position	Signature

Daniel Smith	Vice Chair	
Philip Nazare	Member	
Andrew Haemker	Member	
Gary Swanson	Chair	
Gary M. Tuck	Member	

This form must be signed, scanned, and uploaded to the Municipal Tax Rate Setting Portal:
<https://www.proptax.org/>

For assistance please contact:
NH DRA Municipal and Property Division
(603) 230-5090
<http://www.revenue.nh.gov/mun-prop/>



Appropriations

Account	Purpose	Prior Year Adopted Budget	Reductions or Increases	One-Time Appropriations	Default Budget
Instruction					
1100-1199	Regular Programs	\$8,712,029	\$54,027	\$0	\$8,766,056
1200-1299	Special Programs	\$4,984,135	\$259,708	\$0	\$5,243,843
1300-1399	Vocational Programs	\$199,000	\$0	\$0	\$199,000
1400-1499	Other Programs	\$484,573	(\$87,566)	\$0	\$397,007
1500-1599	Non-Public Programs	\$0	\$0	\$0	\$0
1600-1699	Adult/Continuing Education Programs	\$0	\$0	\$0	\$0
1700-1799	Community/Junior College Education Programs	\$0	\$0	\$0	\$0
1800-1899	Community Service Programs	\$0	\$0	\$0	\$0
Instruction Subtotal		\$14,379,737	\$226,169	\$0	\$14,605,906
Support Services					
2000-2199	Student Support Services	\$1,818,025	\$248,310	\$0	\$2,066,335
2200-2299	Instructional Staff Services	\$1,367,157	(\$106,233)	\$0	\$1,260,924
Support Services Subtotal		\$3,185,182	\$142,077	\$0	\$3,327,259
General Administration					
2310 (840)	School Board Contingency	\$0	\$0	\$0	\$0
2310-2319	Other School Board	\$222,994	\$0	\$0	\$222,994
General Administration Subtotal		\$222,994	\$0	\$0	\$222,994
Executive Administration					
2320 (310)	SAU Management Services	\$0	\$0	\$0	\$0
2320-2399	All Other Administration	\$1,026,057	\$36,253	\$0	\$1,062,310
2400-2499	School Administration Service	\$1,353,741	\$13,809	\$0	\$1,367,550
2500-2599	Business	\$451,454	\$14,525	\$0	\$465,979
2600-2699	Plant Operations and Maintenance	\$1,932,934	(\$23,670)	\$0	\$1,909,264
2700-2799	Student Transportation	\$1,031,477	\$13,500	\$0	\$1,044,977
2800-2999	Support Service, Central and Other	\$82,180	\$0	\$0	\$82,180
Executive Administration Subtotal		\$5,877,843	\$54,417	\$0	\$5,932,260
Non-Instructional Services					
3100	Food Service Operations	\$421,062	\$13,999	\$0	\$435,061
3200	Enterprise Operations	\$0	\$0	\$0	\$0
Non-Instructional Services Subtotal		\$421,062	\$13,999	\$0	\$435,061



Appropriations

Account	Purpose	Prior Year Adopted Budget	Reductions or Increases	One-Time Appropriations	Default Budget
Facilities Acquisition and Construction					
4100	Site Acquisition	\$0	\$0	\$0	\$0
4200	Site Improvement	\$0	\$0	\$0	\$0
4300	Architectural/Engineering	\$0	\$0	\$0	\$0
4400	Educational Specification Development	\$0	\$0	\$0	\$0
4500	Building Acquisition/Construction	\$0	\$0	\$0	\$0
4600	Building Improvement Services	\$15,990	\$0	\$0	\$15,990
4900	Other Facilities Acquisition and Construction	\$0	\$0	\$0	\$0
Facilities Acquisition and Construction Subtotal		\$15,990	\$0	\$0	\$15,990
Other Outlays					
5110	Debt Service - Principal	\$805,000	\$40,000	\$0	\$845,000
5120	Debt Service - Interest	\$1,293,978	(\$42,075)	\$0	\$1,251,903
Other Outlays Subtotal		\$2,098,978	(\$2,075)	\$0	\$2,096,903
Fund Transfers					
5220-5221	To Food Service	\$30,000	\$0	\$0	\$30,000
5222-5229	To Other Special Revenue	\$704,957	(\$304,957)	\$0	\$400,000
5230-5239	To Capital Projects	\$0	\$0	\$0	\$0
5251	To Capital Reserve Fund	\$0	\$0	\$0	\$0
5252	To Expendable Trusts/Fiduciary Funds	\$0	\$0	\$0	\$0
5253	To Non-Expendable Trust Funds	\$0	\$0	\$0	\$0
5254	To Agency Funds	\$0	\$0	\$0	\$0
5300-5399	Intergovernmental Agency Allocation	\$0	\$0	\$0	\$0
9990	Supplemental Appropriation	\$0	\$0	\$0	\$0
9992	Deficit Appropriation	\$0	\$0	\$0	\$0
Fund Transfers Subtotal		\$734,957	(\$304,957)	\$0	\$430,000
Total Operating Budget Appropriations		\$26,936,743	\$129,630	\$0	\$27,066,373



Reasons for Reductions/Increases & One-Time Appropriations

Account	Explanation
---------	-------------

<i>No reasons entered for reductions/increases or one-time appropriations.</i>	
--	--