

SNAPSHOT



BITE SIZE PHOTOGRAPHY TUTORIALS

BY CAROLINE DYAL

Experimental Photography Techniques PART 1

© All Images by ex-students I have taught



Sliced Images:

- Combining two images together cutting vertical or horizontal.

Artists who use this technique:

- Isabel Martinez
- Serge Mendzhiyskogo
- Matthieu Bourel
- Rankin

Photo credit ex-student : Flavie Peugeot




Tearing Images:

- Combining images together by tearing and creating new compositions.

Artists who use this technique:

- John Clang
- Hort
- Rebecca Hawkes
- Chris Sallquist

Photo credit ex-student : Tom Milne



Cut and Pasting Images by Hand:

- Combining images together by carefully cutting and constructing new compositions.

Artists who use this technique:

- Pablo Thecuadro
- Damien Blottiere
- Jesse Draxler
- Meric Cantan
- Cherelle Sappleton
- Matthieu Bourel

Photo credit ex-student : Valentina Jiang



Cut out silhouettes:

- Combining images together by carefully cutting out silhouettes and shapes constructing new compositions.

Artists who use this technique:

- Paul Butler
- Loui Jover
- Greg Sand

Photo credit ex-student : Harry Guan




Cut out geometric shapes & patterns:

- Combining images together by carefully cutting out geometric shapes and patterns constructing new compositions.

Artists who use this technique:

- Lucas Simoes
- Julie Cockburn

Photo credit ex-student : Rao Oriuchi



Combining a series of the same image together:

- Combining multiple sections of the same image to create a repetitive pattern.

Artist who use this technique:

- Matthieu Bourel

Photo credit ex-student : Valentina Jiang




Fold & crease an image:

- Fold and distort a photo to create a new image.

Artists who use this technique:

- Fiona Taylor
- Nigel Tomm
- Stephen Shanabrook

Photo credit ex-student : Valentina Jiang



Stitching Images:

- Sew and stitch on top of your photographs to add another dimension to the image.

Artists who use this technique:

- Maurizio Anzeri
- Nike Schroeder
- Robert Mann
- Lisa Kokin
- Shaun Kardinal
- Sparklymouse

Photo credit ex-student : Dominik Czyz

Glitching Effect:

- Combining layers of images together using CC Photoshop and altering the RGB to create new compositions.

Artist who use this technique:

- Nicholas Ballesteros

Photo credit ex-student : Valentina Jiang

TPPAEPIIDCCI
rretrnneehon
usescioflefms
stsiitueugroip
woudatntutarr
ores--e-cfl-t
thPRM-hsluo
y-oaiA-y--stn
-wrn-i--se-
Reedm
ir-f-L-
ghuailoPaS
hts--SarelaKe
-Sorinttsb
Bea-GysCen
auty-MaF-Ts
dia-lstusci
a-Ert-ous
-mp-L-J
p-a-N-o
a-thi-ov
y-ecy

Adding Text to Images:

- Combining text with images using CC Photoshop through carefully placing the text on the image.

Artist who use this technique:

- Barbara Kruger

Photo credit ex-student : Louisa Dimmitar



Scanography:

- Use the photocopier to photocopy an image and move it across the glass, be playful.

Artists who use this technique:

- Elena Kropaneva
- Anemites
- Emily Bree Richards

Photo credit ex-student : Rao Oriuchi



Drawing on top of images:

- Draw directly on to your photographs.

Artists who use this technique:

- Shira Barzilay
- Alana Dee Haynes

Photo credit ex-student : Valentina Jiang