

# “Name” Museum of Arts

## “Where”



Room A

Room B

Room E

Room F

Room D

Room C

LOBBY





Exhibit 1  
Click for info



Exhibit 2  
Click for Info



Exhibit 3  
Click for Info



Exhibit 4  
Click for Info



Room A

To Lobby





Exhibit 5  
[Click for Info](#)



Exhibit 6  
[Click for Info](#)



Exhibit 7  
[Click for Info](#)




*Room B*

*To Lobby*




**Exhibit 8**  
Click for Info



**Exhibit 9**  
Click for Info



**Exhibit 10**  
Click for Info



**Exhibit 11**  
Click for Info



**Exhibit 12**  
Click for Info

*Room C*

*To Lobby*





Exhibit 13  
[Click for Info](#)



Exhibit 14  
[Click for Info](#)

Exhibit 15  
[Click for Info](#)



Exhibit 16  
[Click for Info](#)

*Room D*

*To Lobby*



Exhibit 17  
[Click for Info](#)



Exhibit 18  
[Click for Info](#)



Exhibit 19  
[Click for Info](#)



Exhibit 20  
[Click for Info](#)



Exhibit 21  
[Click for Info](#)

Room E

To Lobby





Exhibit 22  
[Click for Info](#)



Exhibit 23  
[Click for Info](#)



Exhibit 24  
[Click for Info](#)



Exhibit 25  
[Click for Info](#)



*Room F*

*To Lobby*



# (Exhibit #1)

Picture Continuation by Sarah

I designed a water scene using layered color pencils to create the colors of the magazine picture in the upper right hand of my drawing. By matching the colors, I was able to continue the picture by adding a scene and additional details.



*Room A*

*To Lobby*

# (Exhibit #2)

Picture Continuation by Dayana

I found an image of an eye and part of an ear. I decided to draw a portrait to extend the picture. I used a wide range of values with my pencil to try and match the original eye, so it appears to blend in.



Room A

To Lobby



# (Exhibit #3)

Picture Continuation by Dat

I found a picture of part of a park bench. I used color pencils to layer and make the same colors in the original picture. I wanted to add a little humor when continuing the picture to create a scene in my drawing.




Room A

To Lobby

# (Exhibit #4)

Picture Continuation with Layered Color Pencil  
by Jennifer

I saw the picture of the horses head. I trimmed the picture down to a small square, so there was the horse head and some of the tree. I then layered my color pencils to make the original picture look like it was part of my whole drawing.



Room A

To Lobby



# (Exhibit #5)

Color Pencil by Alejandra

I used color pencils to create a cityscape with reflection into the water as the sun was rising from the night.



*Room B*

*To Lobby*

# (Exhibit #6)

Recycled Magazine Vessel  
by Elizabeth

I used old magazines to create a coiled vessel  
with a magazine slab base.



*Room B*

*To Lobby*



# (Exhibit #7)

Origami Butterfly by Marelyn

I created an origami butterfly. I wanted to have the origami butterfly to be in its natural environment, so I used a plant to display my butterfly on.



*Room B*

*To Lobby*

# (Exhibit #8)

Coronavirus Inspired by Elizabeth O.

I was inspired by this animation character. It reminded me of the weird masks, goggles, shields that people are wearing during the COVID 19 Shelter-at-Home



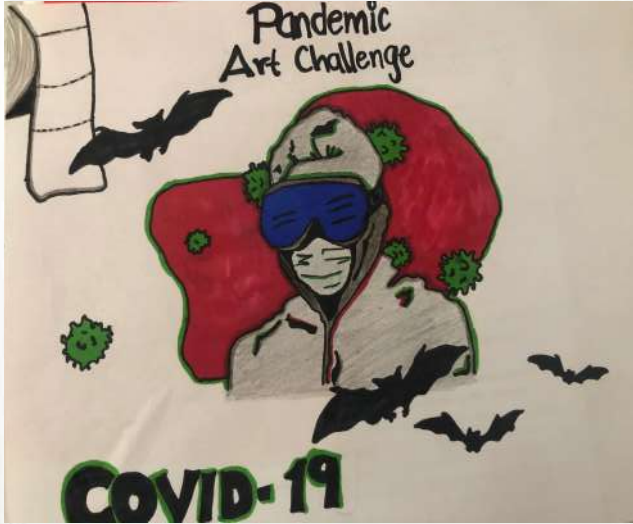
Room C

To Lobby

# (Exhibit #9)

Coronavirus Inspired by Yessenia

I designed this pandemic art challenge to create a piece of art that tells some of the history of COVID 19: T-paper, bats, masks, goggles, and virus.



Room C

To Lobby



# (Exhibit #10)

Coronavirus Inspired by Angelina

I drew one of my favorite characters, Dr. Daniel Caine wearing a Pooh mask to keep him from giving the coronavirus to others.



Room C

To Lobby

# (Exhibit #11)

## Origami Dog by Elizabeth

I like to make origami art. I folded the white paper to make the dog, and I then used markers to design the face of the dog.



*Room C*

*To Lobby*

# (Exhibit #12)

Oil Pastel by Sarah

I wanted to make a more expressive work of art inspired by Monet, so I used oil pastels to give a more impressionistic feel to the floral scene.



*Room C*

*To Lobby*



# (Exhibit #13)



Chuck Close Inspired Photo Realism  
Self-Portrait by Jennifer

Using a mirror to observe myself, I was able to create a self-portrait using a wide range of values and shading with my pencil.

*Room D*

*To Lobby*

# (Exhibit #14)


Sketchbook Drawing by Elizabeth O.

*Add information and details about your artwork*



Room D

To Lobby



Room D

# (Exhibit #15)

6 Modulo Sonobe Cube by Belen

*Add information and details about your artwork*

To Lobby



# (Exhibit #16)

Picasso Inspired Cubism Self-Portrait

*Add information and details about your artwork*



Room D

To Lobby

# (Exhibit #17)

Origami Pikachu by Shirley Tran

*Add information and details about your artwork*



Room E

To Lobby

# (Exhibit #18)

Landscape Weave by Elizabeth

*Add information and details about your artwork*



Room E

To Lobby



# (Exhibit #19)

Painting by Aleena

*Add information and details about your artwork*



Room E

To Lobby

# (Exhibit #20)

Design\_Texture Amy Long

*Add information and details about your artwork*



Room E

To Lobby

# (Exhibit #21)

Art Challenge #27-Monochromatic  
by Angeleena Estrella

*Add information and details about your  
artwork*



Room E

To Lobby



# (Exhibit #22)

Frida Kahlo, *Self-Portrait with Hummingbird and Thorn Necklace* (detail), 1940



Room F

To Lobby

# (Exhibit #23)

*Add information and details about your artwork*



# (Exhibit #24)

*Add information and details about your artwork*




*Room f*

*To Lobby*

# (Exhibit #25)

Salvador Dalí, "The Persistence of Memory" 1931

The theories of Sigmund Freud influenced Dalí's artistic perspective and the Surrealism movement.



*Room f*

*To Lobby*





Virtual  
Museum  
with  
Google  
Slides  
Video



Virtual  
Museum  
with  
Google  
Slides  
Video

# My Museum/Gallery

You are a museum curator and owner. You always wanted your own museum gallery to display your own artwork, and your famous artist art collection

1. Design a minimum of **4 rooms** for your museum/gallery
2. Add a minimum of **8** of your **own** artworks
3. Describe **each** of your artworks
4. Add a minimum of **4 famous** artworks
5. Discuss the artist and describe **each** of their artwork
6. Use the template provided by making a copy in your Google Drive, or you may create your own Google Slide Shoe Art Museum/Gallery

# Videos:

<https://youtu.be/5XNevQHfvjc>

<https://youtu.be/9GaguGpvFAQ>

<https://youtu.be/GUookeeeIrk>



## **Resources:**

### **The Sarasota Art Museum**

<https://www.sarasotamagazine.com/arts-and-entertainment/2019/12/sarasota-art-museum-opens-its-doors-to-the-public>

By Kay Kipling

### **My Free PTT**

[www.MyFreePTT.com](http://www.MyFreePTT.com)

### **Fine Art Exhibition Gallery**

<https://www.pexels.com/photo/exhibit-painting-display-69903/>

Riccardo

<https://www.pexels.com/u/riccardo-6950/>

### **Art Gallery**

<https://www.pexels.com/photo/person-woman-art-creative-522/Gratisography>

<https://www.pexels.com/u/gratisography/>

<http://gratisography.com/>

### **Art Museum**

<https://www.pexels.com/photo/red-art-relaxation-girl-20967/>

Una Laurencic

<https://www.pexels.com/u/unalaurencic/>

### **Wichita Art Museum & Galleries**

<https://www.visitwichita.com/things-to-do/arts-entertainment/museums-and-galleries/>