

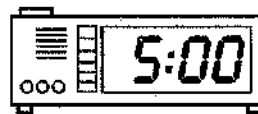
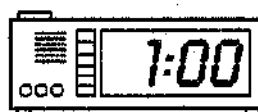

**ESL**

**First and Second  
Grade**



Match each clock to the words that tell its time.

- 1 four o'clock
- 2 nine o'clock
- 3 eleven o'clock
- 4 three o'clock
- 5 one o'clock
- 6 eight o'clock
- 7 twelve o'clock
- 8 ten o'clock
- 9 seven o'clock
- 10 five o'clock
- 11 six o'clock
- 12 two o'clock



Name: \_\_\_\_\_

Date: \_\_\_\_\_

## Reading Comprehension Worksheet


### The Ant and the Grasshopper

By Aesop

Read the story below.

In a field one summer's day a Grasshopper was hopping and singing. An Ant passed by, bearing along with great toil an ear of corn. "Why not come and chat with me," said the Grasshopper. "I am helping to lay up food for the winter," said the Ant. "Why bother about winter?"

said the Grasshopper. But the Ant went on its way and continued its toil. When the winter came the Grasshopper had no food and found itself dying of hunger while it saw the ants distributing every day corn and grain from the stores they had collected in the summer. Then the Grasshopper knew: It is best to prepare for days of need.



Answer each question.

1. What was the Grasshopper doing?  
\_\_\_\_\_
2. "Why not come and chat with me." Who said that?  
a. Cat      b. Dog      c. Grasshopper
3. What did the Ant reply to the Grasshopper?  
\_\_\_\_\_
4. What did happen when the winter came?  
\_\_\_\_\_
5. How did the Ant spend the winter?  
\_\_\_\_\_

Name : \_\_\_\_\_

Score : \_\_\_\_\_

Teacher : \_\_\_\_\_

Date : \_\_\_\_\_

Write the Correct Comparison Symbol (  $>$ ,  $<$  or  $=$  ) in Each Box



# Study Island      Grade Reading - Retelling Stories

## Question 1 .

Read the story below. Then, answer the question.

**Remi the dog likes riding in cars. The Walton family takes him to many places. Remi goes to the park. He goes to the lake. Remi always wants to jump into the car.**



What is the best way to retell the story?

Remi likes to go places in the car.

Remi likes to swim at the lake.

Remi likes to chase all the cars.

## Question 2 .

Read the story below. Then, answer the question.

**Simon has a cat named Oscar. Simon likes to play with his toy car. Oscar likes riding on the toy car. This makes Simon laugh. They have fun together.**



Click on the sentence that best retells the story.

Simon likes to laugh at his cat Oscar.

Simon likes when Oscar rides on the car.

Simon likes riding on his toy car with Oscar.

## Question 3 .

Read the story below. Then, answer the question.

**Ted and his parents played cards. His parents said they would buy him ice cream if he won. Ted tried his best. He won the card game. Ted's parents took him out for ice cream.**



Which best retells the story?

Ted plays cards with his parents.

Ted's parents buy him ice cream.

Ted wins a game and gets ice cream.

**Question 4 .**

Read the story below. Then, answer the question.

**Randy had a snowball fight with his friends. One snowball hit his face really hard. This made Randy cry.**



Click on the sentence that best retells the story.

Randy and his friends have a snowball fight.


Randy's snowball hits his friend's face.

Randy is upset when a snowball hits him.

**Question 5 .**

Read the story below. Then, answer the question.

**Janna wants to buy her mom a pot. Her mom's birthday is in three days. Her mom likes the color blue. So, Janna buys the blue pot.**



Which best retells the story?

Janna buys something for her mom's birthday.


Janna thinks the blue pot is pretty.

Janna cannot find anything to buy.

**Question 6 .**

Read the story below. Then, answer the question.

**Shawn likes being mean. He took one of his sister's dolls. He tied the doll to a toy spaceship. The spaceship shot up into the air with the doll. His sister did not find it funny.**



Click on the sentence that best retells the story.

Shawn likes to make spaceships.

Shawn makes his sister cry.

Shawn is mean to his sister's doll.

**Question 7 .**

Read the story below. Then, answer the question.

**Landon saw a fish swimming. Landon thought the fish was a toy. He put his hand into the water. He tried to grab the fish. But he could not catch it.**



Which best retells the story?

Landon sees a toy fish swimming.

Landon tries to catch the fish but cannot.

Landon wants to catch the fish.

**Question 8 .**

Read the story below. Then, answer the question.

**Eddie hid behind a dinosaur. His sister Beth walked by the dinosaur. Eddie roared loudly at his sister. Beth thought it was the dinosaur. She got scared and jumped into the air.**



Which best retells the story?

Eddie scares his sister Beth.

Eddie roars loudly at his sister.

Beth jumps high into the air.

**Question 9 .**

Read the story below. Then, answer the question.

**Melissa has long hair. She asked her grandma to fix her hair. She wanted it pulled back. Her grandma finished. Melissa looked at it and liked it.**



Which best retells the story?

Melissa's grandma fixes Melissa's hair.

Melissa's grandma likes Melissa's long hair.

Melissa's grandma wants to cut Melissa's hair.

**Question 10 .**

Read the story below. Then, answer the question.

**Cassie tried and tried to close her bag. She even tried sitting on it. The bag would not close. She had to ask her dad for help. He was able to close it.**



Click on the sentence that best retells the story.

Cassie is going to see her grandparents.


Cassie has to take clothes out of her bag.

Cassie's dad helps her close her bag.



# Counting

1. Count. Write the number in the box.



a.



b.



c.




d.



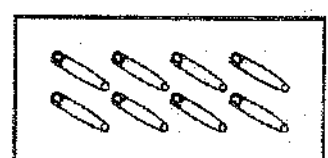
e.



f.



g.




h.

2. Count. Write the number. Then circle the number that is MORE.



a.







b.





c.

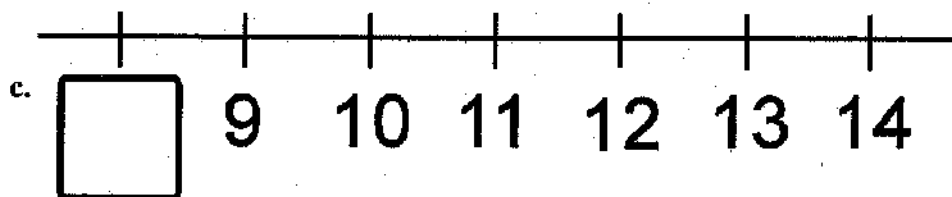
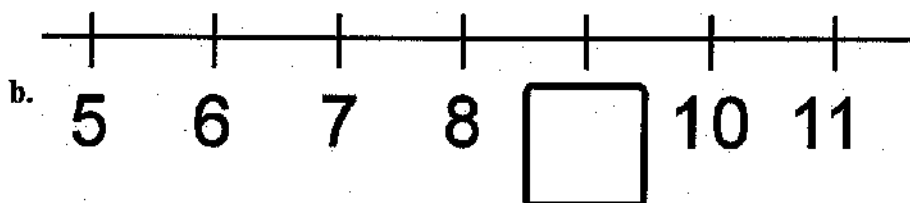
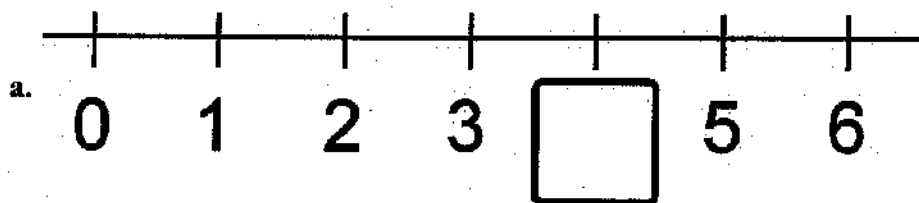




d.



3. Write the missing number below the number line.

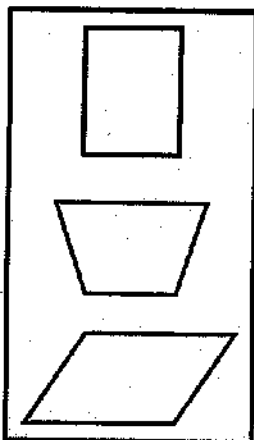


4. Circle the group that has more things. Then count ALL (both groups).  
Write the number in the box below.

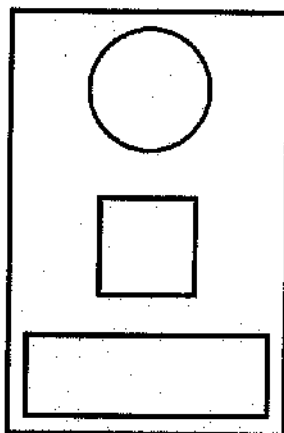
<p>a. <input type="text"/></p>	<p>b. <input type="text"/></p>	<p>c. <input type="text"/></p>
<p>d. <input type="text"/></p>	<p>e. <input type="text"/></p>	<p>f. <input type="text"/></p>

## Position Words, Colors, and Shapes

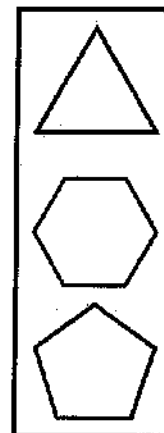
1. a. Color the top shape RED.



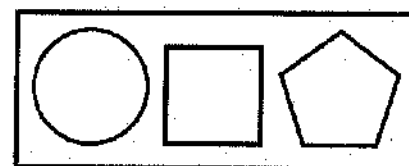
b. Color the bottom shape BLUE.



c. Color the middle shape YELLOW.



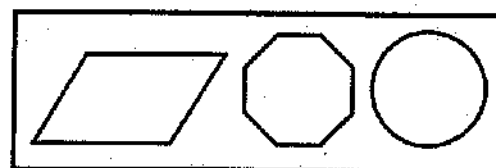
2. a. Color the shape on the right GREEN.



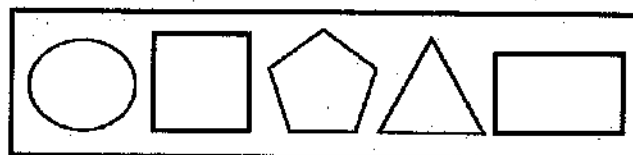
b. Color the shape in the middle BLUE.



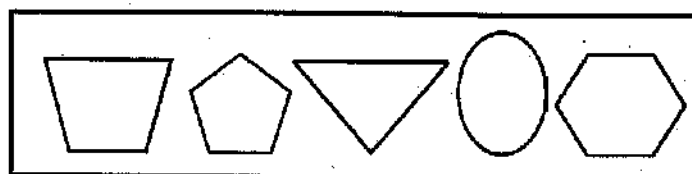
c. Color the shape on the left YELLOW.



d. Color the two shapes on the right ORANGE.



e. Color the two shapes on the left PURPLE.



# Syllables

How many syllables does each word have?

1. Fish \_\_\_\_\_

2. Pear \_\_\_\_\_

3. Chicken \_\_\_\_\_

4. Spaghetti \_\_\_\_\_

5. Cheese \_\_\_\_\_

6. Candy \_\_\_\_\_

7. Bread \_\_\_\_\_

8. Carrot \_\_\_\_\_

9. Tomato \_\_\_\_\_

10. Lion \_\_\_\_\_

11. Kangaroo \_\_\_\_\_

12. Peas \_\_\_\_\_

13. Corn \_\_\_\_\_

14. Puppy \_\_\_\_\_

15. Cookie \_\_\_\_\_

16. Duck \_\_\_\_\_

17. Lettuce \_\_\_\_\_

18. Soup \_\_\_\_\_

19. Hamburger \_\_\_\_\_

20. Apple \_\_\_\_\_

# Beat the Bomb

Name \_\_\_\_\_ Date \_\_\_\_\_

## 1 Add the missing letters.

- A f \_ \_ n keeps us cool in summer. (l or a)
- I see little tiger c \_ \_ bs at the zoo. (a or u)
- Jack ch \_ \_ ps the wood for the fire. (e or o)
- Ice cream will m \_ \_ lt in the sun. (u or e)



## 2 Unscramble the letters to name the pictures.



phsi



roehs

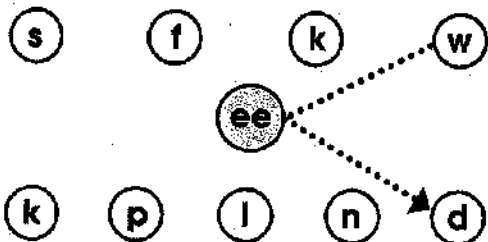


ctisk



eahlw

## 3 Make six words by joining a top and bottom letter through the ee.



\_\_\_\_\_

\_\_\_\_\_

\_\_\_\_\_

## 4 Write the rhyming words.

cake

ride

ship

m \_\_\_\_\_

s \_\_\_\_\_

wh \_\_\_\_\_

r \_\_\_\_\_

w \_\_\_\_\_

tr \_\_\_\_\_

f \_\_\_\_\_

h \_\_\_\_\_

sl \_\_\_\_\_




Spelling Challenge

Write the first letter of each picture then spell your own word.



## Question 1.

How many fish hooks long is the fish?



8

7

9

## Question 2.

How many erasers long is the rainbow sticker?




1

3

2

## Question 3.

How many hands long is the horse?



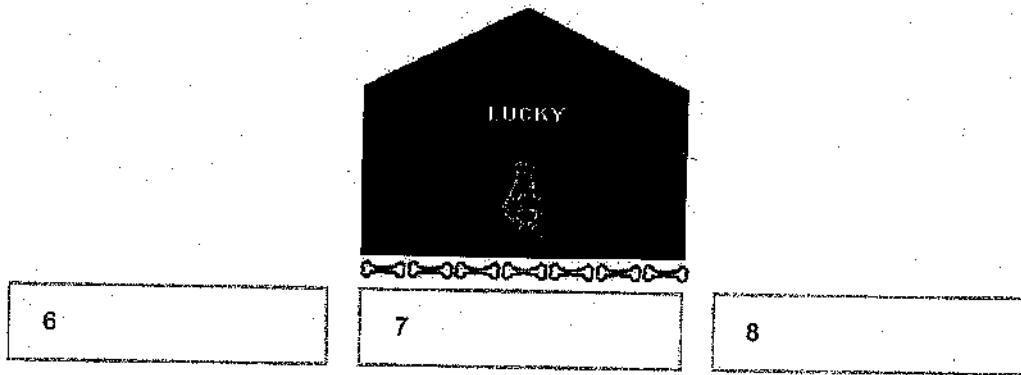
15

12

13


Question 4 .

How many bones long is Lucky's doghouse?




Question 5 .

How many bandages long is Katie's leg?



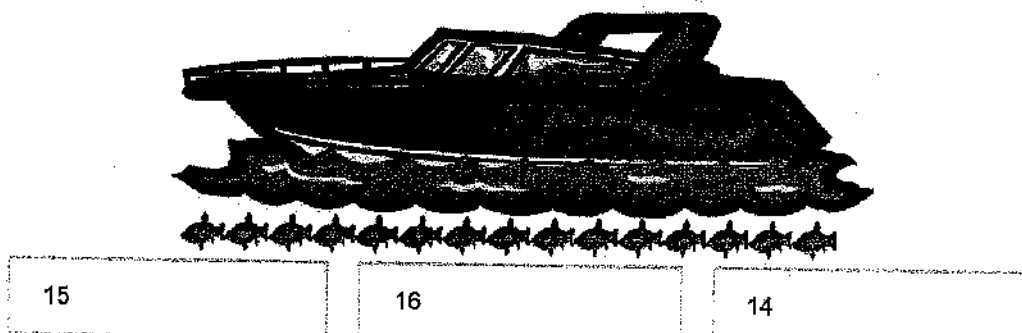
Question 6 .

How many cars long is Mr. Johnson's house?



Question 7 .

How many fish long is the boat?



Question 8 .


Use the ruler in the toolbar to measure the objects and put them in order from longest to shortest.



Y, Z, X	Z, Y, X	X, Z, Y
---------	---------	---------

Question 9 .


How many inch marks long is the dog?



9	10	8
---	----	---

Question 10 .

Use the ruler in the toolbar to measure the objects and put them in order from shortest to longest.



X, Y, Z	Z, X, Y	Y, X, Z
---------	---------	---------




# Beat the Bomb

Name \_\_\_\_\_ Date \_\_\_\_\_

## 1 Complete the compound word in each sentence.

- After rain, you may see a **rain** \_\_\_\_\_ in the sky.
- We are going to the beach this **week** \_\_\_\_\_.
- My grandfather took us to a **foot** \_\_\_\_\_ game.
- I clean my teeth with a **tooth** \_\_\_\_\_.



## 2 Complete the words then read them to a friend.

Add '-dle'

bun \_\_\_\_\_

cud \_\_\_\_\_

sad \_\_\_\_\_

Add '-ble'

tum \_\_\_\_\_

bub \_\_\_\_\_

wob \_\_\_\_\_

Add '-gle'

jug \_\_\_\_\_

wlg \_\_\_\_\_

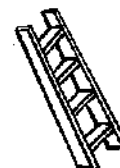

tin \_\_\_\_\_

## 3 Spell the missing words.

- I put **b** \_\_\_\_\_ and jam on my toast today.
- She is the best **sw** \_\_\_\_\_ in the pool.
- We go to the beach for our **su** \_\_\_\_\_ holidays.
- Put **sl** \_\_\_\_\_ on your feet to keep them warm.



## 4 Name the pictures.



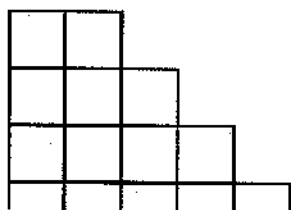
Spelling Challenge

Use the letters in this word to make new words.

r e a d i n g

Score five points for each correct word.

My score: \_\_\_\_\_



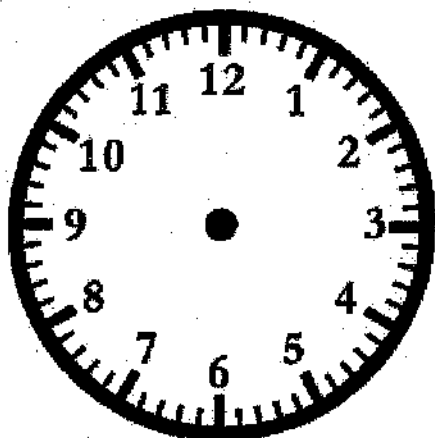
Name : \_\_\_\_\_

Score : \_\_\_\_\_

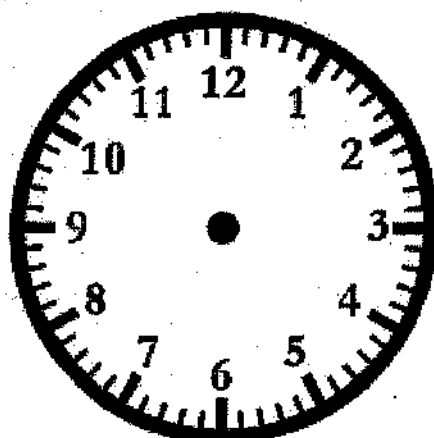
Teacher : \_\_\_\_\_

Date : \_\_\_\_\_

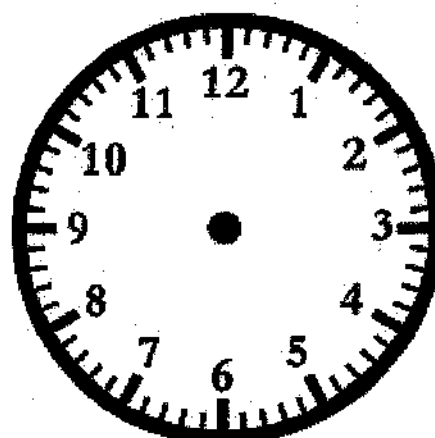
Draw the Hands on the Clock Face



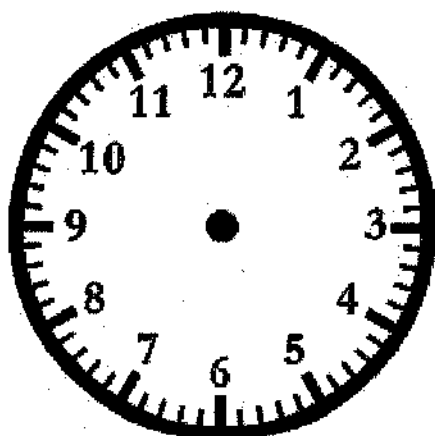
1:20



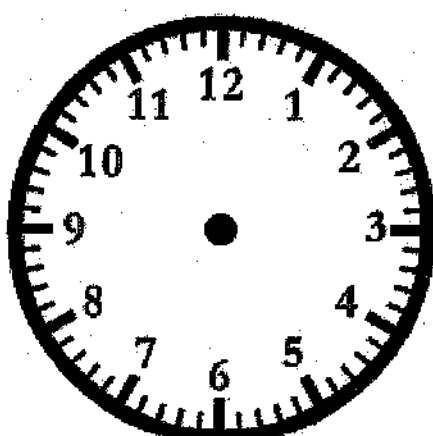
4:20



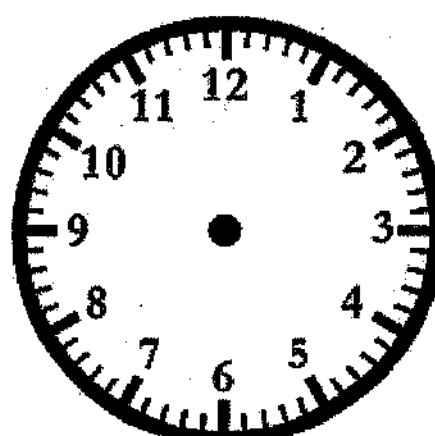
6:00



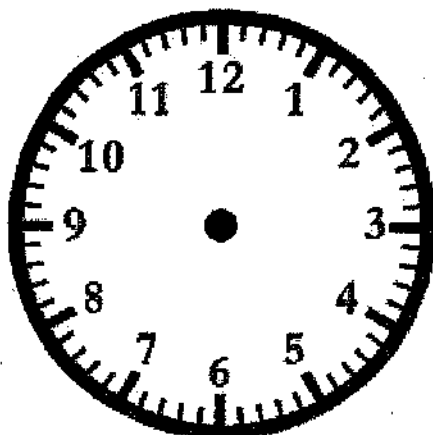
10:40



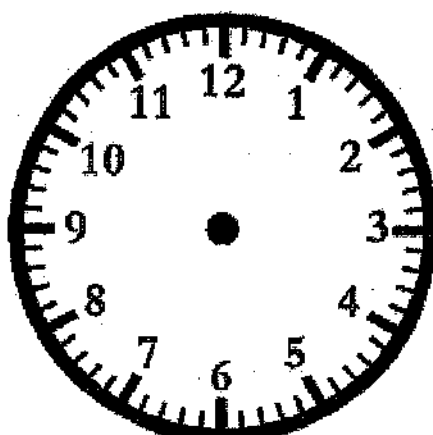
8:20



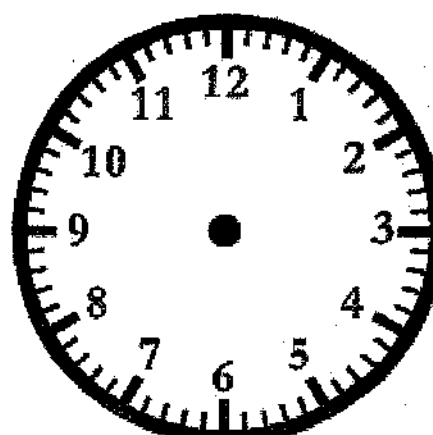
5:40



7:20



9:00



2:20

Name \_\_\_\_\_ Date \_\_\_\_\_

Read the paragraph. Then answer the questions.


# A Gardener's Friend

What do ladybugs eat? Their main food is a tiny insect called an aphid.

Most gardeners think of aphids as pests.

These insects cause harm to plants by sucking out their juices.

When people see ladybugs in their gardens, however, they are pleased.



1. Which sentence tells what most likely happens next?

- ☐ A. Gardeners will get rid of the ladybugs.
- ☐ B. The ladybugs will eat the aphids.
- ☐ C. The aphids will attack the ladybugs.

2. In this paragraph the word **pests** must mean

- ☐ A. troublemakers.
- ☐ B. plants.
- ☐ C. helpers.

3. How are ladybugs and aphids different?

---



---



---









Name : \_\_\_\_\_

Score : \_\_\_\_\_

Teacher : \_\_\_\_\_

Date : \_\_\_\_\_

What Time Is It ?



Name \_\_\_\_\_ Date \_\_\_\_\_

Read the paragraph. Then answer the questions.

# A Tale of Tails

Pigs are known for having curly tails. They're so cute! Experts say that you can tell how healthy a pig is by the curl of his tail. A pig with a curly tail is in good health. But a pig with a straight tail is not. Poor pig. A straight tail on a pig is a sign of illness. Farmers should take good care of their pigs so they don't get sick.



1. Write fact or opinion next to each sentence.

- \_\_\_\_\_ A. They're so cute!
- \_\_\_\_\_ B. Experts say that you can tell how healthy a pig is by the curl of its tail.
- \_\_\_\_\_ C. A straight tail on a pig is a sign of illness.

2. Which sentence is most likely true?

- ☐ A. Pigs like to wag their tails.
- ☐ B. Pigs always get sick.
- ☐ C. Farmers check their pigs' tails often.

3. What will a farmer most likely do if a pig's tail is straight?

---



---




---

Name \_\_\_\_\_ Date \_\_\_\_\_

Read the paragraph. Then answer the questions.

# A Mark on the Wall







Anna took off her shoes. She stood straight with her back against the wall. Anna's mother put the ruler on Anna's head and made a little mark on the wall. It was two inches above another mark. Next to the new mark, Anna's mother wrote the date. "Wow!" she said. "No wonder your jeans are too short."












1. Which sentence is most likely true?
  - ☐ A. Anna's mother is measuring Anna's head.
  - ☐ B. Anna's mother is mad at Anna.
  - ☐ C. Anna has grown two inches taller.
2. You can guess that the next mark will be
  - ☐ A. the same.
  - ☐ B. lower.
  - ☐ C. higher.
3. Most likely Anna's mother will
  - ☐ A. buy Anna new jeans.
  - ☐ B. give Anna old jeans.
  - ☐ C. make Anna stop growing.

## Two Groups and a Total

1. Make two groups.

<p>a. 4</p>  <p>1 and 3</p>	<p>b. 4</p>  <p>2 and 2</p>	<p>c. 4</p>  <p>3 and 1</p>
<p>d. 5</p>  <p>3 and 2</p>	<p>e. 5</p>  <p>2 and 3</p>	<p>f. 5</p>  <p>1 and 4</p>



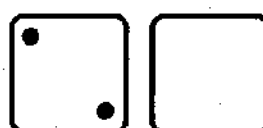



2. Make two groups. Write how many are in the second group.

<p>a. 4</p>  <p>1 and _____</p>	<p>b. 4</p>  <p>2 and _____</p>	<p>c. 4</p>  <p>3 and _____</p>
<p>d. 5</p>  <p>4 and _____</p>	<p>e. 5</p>  <p>3 and _____</p>	<p>f. 5</p>  <p>2 and _____</p>
<p>g. 5</p>  <p>1 and _____</p>	<p>h. 5</p>  <p>5 and _____</p>	<p>i. 5</p>  <p>0 and _____</p>


3. Draw as many dots as the number shows. Then divide them into two groups.  
(There are many ways to do this.) Write how many are in each group.

<p>a. 3</p> <p>_____ and _____</p>	<p>b. 5</p> <p>_____ and _____</p>	<p>c. 4</p> <p>_____ and _____</p>
<p>d. 2</p> <p>_____ and _____</p>	<p>e. 6</p> <p>_____ and _____</p>	<p>f. 8</p> <p>_____ and _____</p>

4. The number at the top is the total. Draw the missing dots on the face of the blank dice.  
Write on the lines how many dots are on the face of each dice.


<p>a. 3</p>  <p>_____ and _____</p>	<p>b. 6</p>  <p>_____ and _____</p>	<p>c. 5</p>  <p>_____ and _____</p>
<p>d. 4</p>  <p>_____ and _____</p>	<p>e. 6</p>  <p>_____ and _____</p>	<p>f. 5</p>  <p>_____ and _____</p>





2 and 2 4










"Two and two makes four."



1 and 4 5

"One and four makes five."

5. Write how many are in each group. Write the total in the box.

<p>a. </p> <p>_____ and _____ <span style="border: 1px solid black; display: inline-block; width: 40px; height: 40px; vertical-align: middle;"></span></p>	<p>b. </p> <p>_____ and _____ <span style="border: 1px solid black; display: inline-block; width: 40px; height: 40px; vertical-align: middle;"></span></p>	<p>c. </p> <p>_____ and _____ <span style="border: 1px solid black; display: inline-block; width: 40px; height: 40px; vertical-align: middle;"></span></p>
<p>d. </p> <p>_____ and _____ <span style="border: 1px solid black; display: inline-block; width: 40px; height: 40px; vertical-align: middle;"></span></p>	<p>e. </p> <p>_____ and _____ <span style="border: 1px solid black; display: inline-block; width: 40px; height: 40px; vertical-align: middle;"></span></p>	<p>f. </p> <p>_____ and _____ <span style="border: 1px solid black; display: inline-block; width: 40px; height: 40px; vertical-align: middle;"></span></p>
<p>g. </p> <p>_____ and _____ <span style="border: 1px solid black; display: inline-block; width: 40px; height: 40px; vertical-align: middle;"></span></p>	<p>h. </p> <p>_____ and _____ <span style="border: 1px solid black; display: inline-block; width: 40px; height: 40px; vertical-align: middle;"></span></p>	<p>i. </p> <p>_____ and _____ <span style="border: 1px solid black; display: inline-block; width: 40px; height: 40px; vertical-align: middle;"></span></p>

6. Draw circles for each number. Write the total in the box.

<p>a. 2 and 2 <span style="border: 1px solid black; display: inline-block; width: 60px; height: 40px; vertical-align: middle;"></span></p>	<p>b. 3 and 1 <span style="border: 1px solid black; display: inline-block; width: 60px; height: 40px; vertical-align: middle;"></span></p>
<p>c. 3 and 3 <span style="border: 1px solid black; display: inline-block; width: 60px; height: 40px; vertical-align: middle;"></span></p>	<p>d. 1 and 4 <span style="border: 1px solid black; display: inline-block; width: 60px; height: 40px; vertical-align: middle;"></span></p>

Name: \_\_\_\_\_

Date: \_\_\_\_\_


## Reading Comprehension Worksheet

---

### THE ANT AND THE DOVE

Read the story below.

There was once an Ant who was very thirsty, and she went down to the brook to drink, but the current carried her away down the stream. A Dove pulled a leaf from a bush nearby and dropped it into the water. The Ant, climbing upon the leaf, floated down the stream and she landed safely. Not long after, a man who was out in the woods tried to catch the Dove, and just as the man was about to catch the Dove the Ant bit him on his heel. So the Dove flew away in safety.



Answer each question.

1. Was the Ant thirsty?

- a. Yes      b. No

2. Why did she go down to the brook?

\_\_\_\_\_



3. What did Dove do?

\_\_\_\_\_


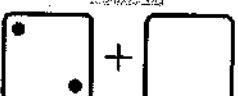

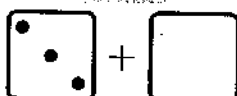
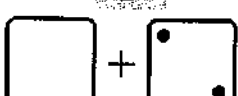




4. Where did the Ant bite a man?


\_\_\_\_\_

## Missing Items

<p>Something is missing from the addition. The TOTAL is not missing. The total is 5.</p> <p>How many are in the second group? That is what is missing!</p> <p>There should be a total of 5 dots. Draw 4 in the face of the second dice.</p>	<div style="text-align: center;">5</div>  $1 + \underline{\quad}$
<p>There should be a total of 4 dots. The face of the second dice has two. There are none on the face of the first dice, so you need to draw them.</p> <p>Read: "2 plus what number makes 4?" or, "2 and how many more makes 4?" or, "What number and 2 makes 4?"</p>	<div style="text-align: center;">4</div>  $\underline{\quad} + 2$

1. Complete the addition. Draw the missing dots. The total is on top.


<div style="text-align: center;">3</div>  <p>a. <math>1 + \underline{\quad}</math></p>	<div style="text-align: center;">3</div>  <p>b. <math>2 + \underline{\quad}</math></p>	<div style="text-align: center;">5</div>  <p>c. <math>\underline{\quad} + 4</math></p>
<div style="text-align: center;">5</div>  <p>d. <math>3 + \underline{\quad}</math></p>	<div style="text-align: center;">5</div>  <p>e. <math>\underline{\quad} + 2</math></p>	<div style="text-align: center;">4</div>  <p>f. <math>\underline{\quad} + 3</math></p>
<div style="text-align: center;">5</div>  <p>g. <math>5 + \underline{\quad}</math></p>	<div style="text-align: center;">4</div>  <p>h. <math>\underline{\quad} + 1</math></p>	<div style="text-align: center;">4</div>  <p>i. <math>\underline{\quad} + 2</math></p>



$$3 + \underline{\hspace{2cm}} = \blacksquare$$

The        is now written after the equal sign “=”.

The answer is  $3 + \underline{2} = \blacksquare$

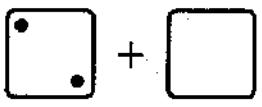
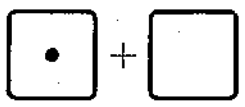
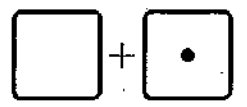
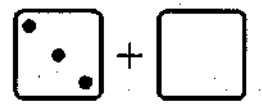
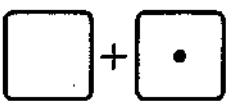
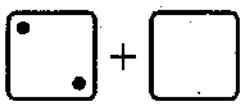
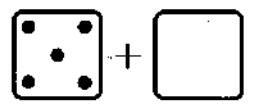
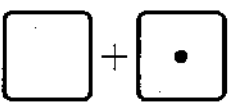
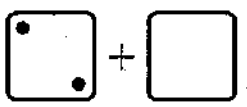
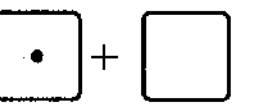
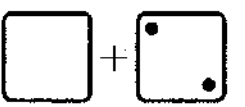
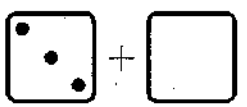


$$\underline{\hspace{2cm}} + 3 = \blacksquare$$

See the        written after the equal sign “=”.

The answer is  $\underline{1} + 3 = \blacksquare$

2. Draw more dots to show the missing number. Write the missing number.

<p>a. </p> $2 + \underline{\hspace{2cm}} = 4$	<p>b. </p> $1 + \underline{\hspace{2cm}} = 1$	<p>c. </p> $\underline{\hspace{2cm}} + 1 = 5$
<p>d. </p> $3 + \underline{\hspace{2cm}} = 5$	<p>e. </p> $\underline{\hspace{2cm}} + 1 = 4$	<p>f. </p> $2 + \underline{\hspace{2cm}} = 3$
<p>g. </p> $5 + \underline{\hspace{2cm}} = 5$	<p>h. </p> $\underline{\hspace{2cm}} + 1 = 3$	<p>i. </p> $2 + \underline{\hspace{2cm}} = 5$
<p>j. </p> $1 + \underline{\hspace{2cm}} = 5$	<p>k. </p> $\underline{\hspace{2cm}} + 2 = 2$	<p>l. </p> $3 + \underline{\hspace{2cm}} = 4$

Name: \_\_\_\_\_

Date: \_\_\_\_\_


## **Reading Comprehension Worksheet**

### **Friday Night with Mom**

**By Bruce Larkin**

Read the passage.

"It's Friday," said Nathan. "Friday is the best day of the week!" "Yes," said Mom. "I will pick you up after school." "Good," said Nathan, "Tonight we can watch a movie together." "What do you want for dinner?" asked Mom. "Shrimp please," said Nathan. "I love shrimps!" That night, Nathan and Mom ate shrimps and watched a movie. "I love Fridays," said Nathan. "I do, too," said Mom.



Answer each question.

1. Which day is the best day for Nathan?

\_\_\_\_\_

2. Who will pick up Nathan after school?

\_\_\_\_\_

3. Which food Nathan like the most?








a. Fish   b. Shrimp   c. Chicken

4. Did Mom and Nathan watch a movie?

\_\_\_\_\_

## Sums with 6

1. Here are some different ways to group six hippos into two groups.  
Write the addition sentences.

 _____ + _____ = _____	 _____ + _____ = _____
 _____ + _____ = _____	 _____ + _____ = _____
 _____ + _____ = _____	 _____ + _____ = _____
 _____ + _____ = _____	

2. Play "6 Out" *and/or* "Some Went Hiding" with 6 objects (see the introduction).

3. **Drill.** Don't write the answers but just solve them in your head.

$1 + \blacksquare = 6$

$4 + \blacksquare = 6$

$\blacksquare + 2 = 6$

$\blacksquare + 3 = 6$

$2 + \blacksquare = 6$

$3 + \blacksquare = 6$

$\blacksquare + 0 = 6$

$\blacksquare + 1 = 6$

$6 + \blacksquare = 6$

$5 + \blacksquare = 6$









$\blacksquare + 4 = 6$

$\blacksquare + 5 = 6$

4. Add the numbers and write the total on the line.




a. $1 + 5 =$ _____	b. $2 + 3 =$ _____	c. $4 + 2 =$ _____
--------------------	--------------------	--------------------

5. Draw more little boxes to illustrate the missing number.

<p>a. </p> <p>2 + <input type="text"/> = 6</p>	<p>b. </p> <p>2 + <input type="text"/> = 5</p>	<p>c. </p> <p>4 + <input type="text"/> = 6</p>
<p>d. </p> <p>3 + <input type="text"/> = 6</p>	<p>e. </p> <p>1 + <input type="text"/> = 6</p>	<p>f. </p> <p>5 + <input type="text"/> = 6</p>
<p>g. </p> <p>1 + <input type="text"/> = 5</p>	<p>h. <input type="text"/></p> <p>0 + <input type="text"/> = 6</p>	<p>i. </p> <p>3 + <input type="text"/> = 5</p>




6. Jack and Jill share 5 cucumbers and 6 lemons in different ways. Find how many Jill gets. You can cover the cucumbers or lemons with your hand to help.

a. 5

Jack gets:	Left for Jill:
2	
1	
5	
3	
0	
4	

b. 6

Jack gets:	Left for Jill:
1	
4	
5	
0	
2	
3	

7. Add.

2 + 3 = \_\_\_\_\_

4 + 1 = \_\_\_\_\_

3 + 3 = \_\_\_\_\_

4 + 2 = \_\_\_\_\_

1 + 3 = \_\_\_\_\_

1 + 5 = \_\_\_\_\_

2 + 2 = \_\_\_\_\_

2 + 4 = \_\_\_\_\_

Name: \_\_\_\_\_

Date: \_\_\_\_\_

## **Reading Comprehension Worksheet**

---

**Roy G Biv**  
By Joy Cowley

**Read the story below.**

**Here I am, Roy G Biv. Rainbow Town is where I live. Here are the clothes I like to wear: red hat, orange tie, yellow shirt, green braces, blue trousers, indigo shoes, violet umbrella. Here I am, Roy G Biv. Rainbow Town is where I live. Roy G Biv will help you know... all the colors in a rainbow.**



**Answer each question.**

**1. Where does Roy G Biv live?**

\_\_\_\_\_

**2. What is the color of his umbrella?**

a. Blue   b. Violet   c. Green

**3. What does he like to wear?**

\_\_\_\_\_

**4. How many colors are in a rainbow.**

a. Five   b. Seven   c. Nine












Name : \_\_\_\_\_

Score : \_\_\_\_\_

Teacher : \_\_\_\_\_

Date : \_\_\_\_\_

What Time Is It ?



Name: \_\_\_\_\_

Date: \_\_\_\_\_

## Reading Comprehension Worksheet

### **Clever Mr. Brown**

By Joy Cowley

Read the short story below.

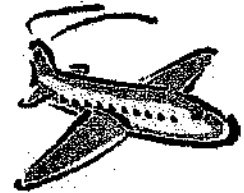
Mr. Brown was a very clever man. One day he cut down a tree. Then he sawed it into bits of wood.

"See this?" He said. "I'm going to make us an

aeroplane." "An aeroplane?" said Mrs. Brown,

"Oh, my dear, you are clever." "I know," said Mr. Brown.

"I have been clever all my life."



### Answer the Questions:

1. Mr. Brown was a very \_\_\_\_\_ man.

- ☐ A foolish    ☐ B clever    ☐ C kind

2. What did he cut down one day? \_\_\_\_\_

3. What he was going to make? \_\_\_\_\_

4. What did Mrs. Brown say to him? \_\_\_\_\_

Name : \_\_\_\_\_


Score : \_\_\_\_\_

Teacher : \_\_\_\_\_


Date : \_\_\_\_\_

## Count the Money


1)




\$ \_\_\_\_\_




2)




\$ \_\_\_\_\_




3)



\$ \_\_\_\_\_




4)



\$ \_\_\_\_\_



5)



\$ \_\_\_\_\_

