

Kindergarten Remote Learning - Packet #2

Parents, please initial and write the date as your child completes each activity from each subject. **Students should complete 2 activities below per day in addition to 1 reading and 1 math worksheet a day.** If it requires paper, please use the composition notebook provided by your child's teachers.

Reading	Math	Writing	Gym	Music/Art/Other
<p>READ DAILY! Choose <u>one</u> of the activities below to complete your reading assignment for each day.</p> <ul style="list-style-type: none"> <input type="checkbox"/> Read one of your library books. <input type="checkbox"/> Read your books from your reading bag. <input type="checkbox"/> Go to Starfall.com and read for 15 minutes. <input type="checkbox"/> Visit storylineonline.com and listen to a story read aloud. <input type="checkbox"/> Do a read aloud for 5 of your stuffed animals. <input type="checkbox"/> Read outside on a sunny day. <input type="checkbox"/> Read a book like a robot! <input type="checkbox"/> Read a book 	<ul style="list-style-type: none"> <input type="checkbox"/> Start at 49 and count to 100. <input type="checkbox"/> Practice counting by 5's and 10's. <input type="checkbox"/> Go to starfall.com and practice Math for 15 minutes. <input type="checkbox"/> Go on a pattern hunt and draw what patterns you find. <input type="checkbox"/> Count as high as you can. How high did you get? <input type="checkbox"/> Start at any number and count to 100. <input type="checkbox"/> Draw a shape picture and label all the shapes. <input type="checkbox"/> Create a repeating pattern. <input type="checkbox"/> Put 5 things in order from widest to thinnest. <input type="checkbox"/> Show how 	<ul style="list-style-type: none"> <input type="checkbox"/> Write your first and last name in every color crayon you have. <input type="checkbox"/> Write a list of food you see in the refrigerator or in the pantry. <input type="checkbox"/> Write down 5 words you see in your house. <input type="checkbox"/> Draw/write about your favorite color and why it is the best. <input type="checkbox"/> Draw/write how to make a pizza. <input type="checkbox"/> Draw/write about a time when you felt brave. <input type="checkbox"/> Draw/Write about your family doing something fun! <input type="checkbox"/> Draw/Write about your 	<ul style="list-style-type: none"> <input type="checkbox"/> Dance to a whole song on the radio or YouTube. <input type="checkbox"/> Go on GoNoodle.com and do 2 videos. <input type="checkbox"/> Go outside and play for 15 minutes (weather permitting). <input type="checkbox"/> Do 25 jumping jacks. <input type="checkbox"/> Do 20 sit ups. <input type="checkbox"/> Do 10 push ups. <input type="checkbox"/> Run in place for 1 minute. <input type="checkbox"/> Play Hide and Seek with your family. <input type="checkbox"/> Practice skipping. <input type="checkbox"/> Practice tying your shoes. <input type="checkbox"/> Do 10 squats. <input type="checkbox"/> Run up and down your stairs. 	<ul style="list-style-type: none"> <input type="checkbox"/> Draw a picture of your favorite zoo animal. <input type="checkbox"/> Sing along to your favorite song. <input type="checkbox"/> Make your bed. <input type="checkbox"/> Draw as friends from school as you can. <input type="checkbox"/> Help your mom or dad by doing 2 chores. <input type="checkbox"/> Pick up your toys. <input type="checkbox"/> Draw a picture of your favorite thing to do at school. <input type="checkbox"/> Draw a map of your school and label the rooms. <input type="checkbox"/> Sing a song

<p>like a pirate!</p> <ul style="list-style-type: none"> <input type="checkbox"/> Read 1 Fiction and 1 Non-Fiction book. <input type="checkbox"/> Make a blanket fort and read inside. <input type="checkbox"/> Hunt for letters or words you know in a book. <input type="checkbox"/> Practice your sight word <input type="checkbox"/> flipbook. 	<p>many ways you can make the number 15 using addition.</p> <ul style="list-style-type: none"> <input type="checkbox"/> Write numbers 1-40. <input type="checkbox"/> Say your days of the week and months of the year. <input type="checkbox"/> Draw a picture of the people in your house from youngest to oldest. 	<p>favorite teacher at school and why.</p> <ul style="list-style-type: none"> <input type="checkbox"/> Draw/write a letter a friend at school. <input type="checkbox"/> Choose 10 of your sight words and rainbow write them in crayon. <input type="checkbox"/> Practice writing Daily News for your family. <input type="checkbox"/> Write a list of your favorite toys. 		<p>from music class.</p> <ul style="list-style-type: none"> <input type="checkbox"/> Act out your favorite part of a book you've read. <input type="checkbox"/> Go outside and draw a picture of 2 kinds of weather. <input type="checkbox"/> Clean your room. <input type="checkbox"/> Practice your lunch number 5 times in a row.
---	--	--	--	--

Websites and Log-In Information

<p style="text-align: center;">www.getepic.com</p> <p>- Listen to read alouds, watch informational videos, read leveled texts, and explore multiple genres of texts.</p>	<p><u>Southwell:</u> zee6212</p> <p><u>Caudle:</u> six4250</p> <p><u>Wilt:</u> Umk7317</p>
<p style="text-align: center;">www.Bookflix.com</p>	<p>Username: Learning20</p> <p>Password: Clifford</p>
<p style="text-align: center;">www.watchandlearn.scholastic.com</p>	<p>Username: Learning20</p> <p>Password: Clifford</p>
<p style="text-align: center;">www.pebblego.com</p>	<p>Username: engaged</p> <p>Password: learning</p>
<p style="text-align: center;">www.login.i-ready.com</p>	<p>See Previous Packet with Individual Details</p>

Name _____

sh Digraph Match!




sh

Directions: Look at the pictures

Cut, paste and sort the -sh digraph pictures into the correct columns.

sh Words

NOT
sh Words



Name _____

th Digraph Match!


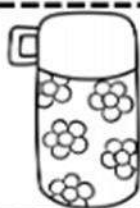


Directions: Look at the pictures.

Cut, paste and sort the -th digraph pictures into the correct columns.

th Words

NOT
th Words

© Annie Moffatt @ The Moffatt Girls 2014



3

Name _____

wh Digraph Match!

Directions: Look at the pictures.
Cut, paste and sort the -wh digraph pictures into
the correct columns.




wh Words

NOT
wh Words



© Annie Moffatt @ The Moffatt Girls 2014



Name _____


ch Digraph Match!

Directions: Look at the pictures.

Cut, paste and sort the -ch digraph pictures into the correct columns.

ch Words

**NOT
ch Words**





Name _____ (Short a)

Rhyming Words

I can READ
and WRITE
short a words!

Directions: Look at the picture in each row. Cut and paste the two words that rhyme with the picture. Write one more rhyming word on the line.



© Annie Moffatt @ The Moffatt Girls 2014

can rag tap bat yam


cap hat ram tag man

Name _____ (Short e)

Rhyming Words

Directions: Look at the picture in each row. Cut and paste the two words that rhyme with the picture. Write one more rhyming word on the line.

I can READ
and WRITE
short e words!



© Annie Moffatt @ The Moffatt Girls 2014

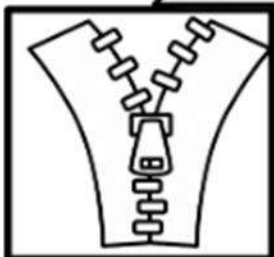
hen	let	peg	fed	pet
wet	bed	beg	vet	pen

Name _____ (Short i)

Rhyming Words

Directions: Look at the picture in each row. Cut and paste the two words that rhyme with the picture. Write one more rhyming word on the line.

I can READ
and WRITE
short i words!



© Annie Moffatt @ The Moffatt Girls 2014

kid

fin

pig

dip

bit

tin

lip

did

pit



fig

Name _____ (Short o)

Rhyming Words

Directions: Look at the picture in each row. Cut and paste the two words that rhyme with the picture. Write one more rhyming word on the line.

I can READ
and WRITE
short o words!



© Annie Moffatt @ The Moffatt Girls 2014


hog	rod	dot	pop	sob
hop	rob	hot	sod	log

Name: _____

© Annie Moffatt @ The Moffatt Girls 2014

Skip Counting Flowers by 5's

Directions: Skip count by 5's and write the missing numbers
on each flower from 5 to 100.






Name: _____

Directions: Skip count by 10's and write the missing numbers on each bunny from 10 to 100.

Skip Counting Bunnies



Directions: Skip count by 10's again and write the numbers on each line from 10 to 100.

_____	_____	_____	_____	_____
_____	_____	_____	_____	_____
_____	_____	_____	_____	_____
_____	_____	_____	_____	_____
_____	_____	_____	_____	_____

Name: _____

Directions: Cut out the ducks and use them to help you solve the subtraction problems.



Spring Subtraction

Up to 10

$$\begin{array}{r} 8 \\ - 4 \\ \hline \end{array}$$

$$\begin{array}{r} 6 \\ - 1 \\ \hline \end{array}$$

$$\begin{array}{r} 9 \\ - 3 \\ \hline \end{array}$$

$$\begin{array}{r} 8 \\ - 8 \\ \hline \end{array}$$

$$\begin{array}{r} 10 \\ - 2 \\ \hline \end{array}$$

$$\begin{array}{r} 7 \\ - 4 \\ \hline \end{array}$$

$$\begin{array}{r} 5 \\ - 3 \\ \hline \end{array}$$

$$\begin{array}{r} 6 \\ - 3 \\ \hline \end{array}$$

$$\begin{array}{r} 4 \\ - 2 \\ \hline \end{array}$$

$$\begin{array}{r} 5 \\ - 0 \\ \hline \end{array}$$

$$\begin{array}{r} 10 \\ - 5 \\ \hline \end{array}$$

$$\begin{array}{r} 8 \\ - 7 \\ \hline \end{array}$$



Name: _____

Directions: Cut out
the butterflies and
use them to help
you solve the
addition problems.

Spring Addition

Up to 10



$\begin{array}{r} 7 \\ + 3 \\ \hline \end{array}$	$\begin{array}{r} 6 \\ + 1 \\ \hline \end{array}$	$\begin{array}{r} 8 \\ + 0 \\ \hline \end{array}$	$\begin{array}{r} 3 \\ + 5 \\ \hline \end{array}$
$\begin{array}{r} 5 \\ + 2 \\ \hline \end{array}$	$\begin{array}{r} 4 \\ + 3 \\ \hline \end{array}$	$\begin{array}{r} 7 \\ + 1 \\ \hline \end{array}$	$\begin{array}{r} 5 \\ + 5 \\ \hline \end{array}$
$\begin{array}{r} 3 \\ + 2 \\ \hline \end{array}$	$\begin{array}{r} 9 \\ + 1 \\ \hline \end{array}$	$\begin{array}{r} 4 \\ + 4 \\ \hline \end{array}$	$\begin{array}{r} 6 \\ + 2 \\ \hline \end{array}$

© Annie Moffatt © The Moffatt Girls 2014













Name: _____

Spring Counting



By 5's

Directions: Count the flowers in each group by 5's.
Cut and paste the numbers from 5-50.

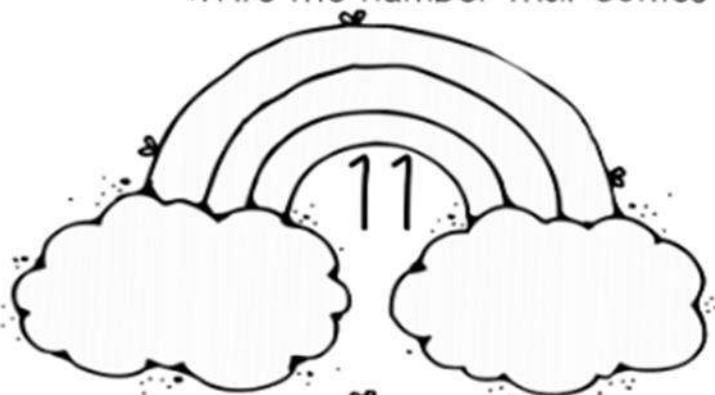
© Annie Moffatt @ The Moffatt Girls 2014

45	25	40	35	10
50	30	15	5	20

Name _____


Before and After

Directions: Look at the number inside each rainbow.
Write the number that comes before and after on each cloud.



Name _____

Counting Sticks



Directions: Count the number of sticks in each box.
Cut and paste the matching number next to the sticks.

	Paste Here		Paste Here
	Paste Here		Paste Here
	Paste Here		Paste Here
	Paste Here		Paste Here
	Paste Here		Paste Here

11

12

13

14

15

16

17

18

19

20

Name _____

Ten Frame Match!

Directions: Count the dots on each ten frame.
Cut and paste the number to match the ten frame set.



 <div>Paste Here</div>	 <div>Paste Here</div>
 <div>Paste Here</div>	 <div>Paste Here</div>
 <div>Paste Here</div>	 <div>Paste Here</div>
 <div>Paste Here</div>	 <div>Paste Here</div>
 <div>Paste Here</div>	 <div>Paste Here</div>

13

14

15

16

17

18

19

20