

Testing, testing, 1 2 3

**Strategies for Taking
Standardized Tests**

'Twas the Night Before Testing

- **Go to bed on time.**
- **Put a few number 2 pencils with erasers in your backpack.**
(You will receive one to use at school).
- **Solve family/friend problems before the testing date.**
- **Talk to your parents or teachers about any concerns that you might have about the test.**



The Morning of Testing

- **Start your day with a good breakfast.**
(A banana gives an instant, sustained and substantial boost of energy.)
- **Breathe! Oxygen to your brain will help you think.**
- **Think Positive! “I can do this!”**
- **Think of what you will do to relax when you get home from school.**

Multiple Choice Questions

- Read the directions carefully.
- Read the question and *all* answer choices before marking anything.

PACE Yourself

- **Don't spend too much time on any one question. Do your best and then move on.**
- **Answer the easiest questions first.**
- **Mark those that you skip on the test book and go back to those questions!!**

Multiple Choice Questions

- **Do not change your answers unless you are very uncertain about your first answer choice.**
- **Try to answer every question. Make the most intelligent choice you can.**


The Process of Elimination

After you have been through all of the answer choices once, **go back** and eliminate choices that you know are incorrect.




I know **C**
isn't the
answer!

- If you can eliminate two wrong answers, your chance of choosing the right answer is greater.




Answering Questions

- Don't choose blindly, but if you have time to think about the best answer choice, make it!
- Choose the **BEST OVERALL** answer when more than one choice seems correct.



Skip, Return, Check

- If you finish early, check to make sure you have answered all questions.
- Yes, that means **really** go back and check your work!



Key Words

best

Round to the
nearest

- Find **key words** or **phrases** in the question that will help you choose the correct answer.

not

average



second
sum

More KEY words

- **SELECTION** - stories or passages
- **NARRATOR** - the person telling the story
- **SPEAKER** - the person speaking in poems
- **MOST LIKELY** - what will probably happen
- **MOST SIMILAR** - most alike
- **SUBTITLES/SUBHEADINGS** - titles for different sections in the selection, under the main title
- **EFFECT OF** - impression of, cause of, the influence of
- **PURPOSE STATEMENT** - introduction at top of page
- **APPROXIMATELY** - almost or just about
- **PROBABLY** - likely to happen based on evidence in the story
- **STANZAS** - verses in poetry
- **ITALICS** - special slanted print that draws our attention
- **PARENTHESES** - special punctuation marks () used to separate or notate text
- **ANALOGY** - comparing of relationships
- **TONE** - the feeling the author created in the selection
- **DIALOGUE** - the parts that characters speak in a selection
- **ILLUSTRATIONS** - the pictures or photos in a selection
- **GENRE** - the type of writing a selection is

Are we communicating?

- **Make sure you understand what the question is asking.**
- **Be sure you are responding to the question that is being asked.**

Reading Passages

- If the test requires you to read passages and then answer questions about what you read,



read the questions first if time allows!

- By doing this, you will know what you are looking for as you read. This also helps you go faster on the test.

- When there are several questions about a reading passage or chart, look for **clues** in other questions that will help you with those items about which you are unsure.

Pick out **KEY WORDS**...

- **SKIMMING:** Read pieces of the text: dates, names, and places; review graphs, tables, and charts. A quick check of text.
- **SCANNING:** Find a particular answer. Scanning involves moving your eyes quickly down the page seeking specific words and phrases to help you answer a question.
- **Underline** when you read to save time later.

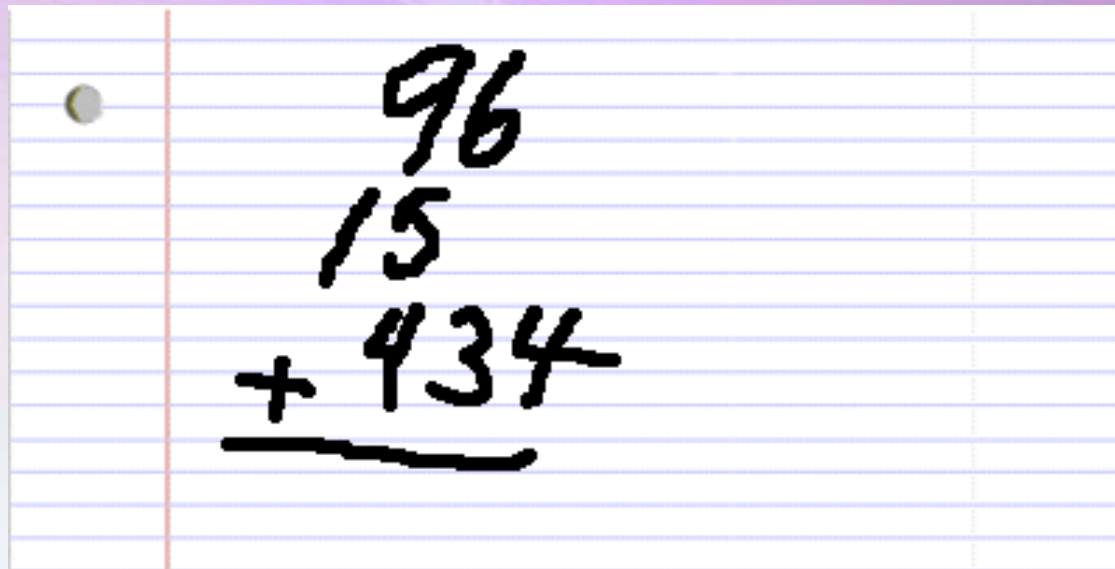
Math Computation

- When using scratch paper on a math test, double check to make sure that you have **copied the problem correctly** from the test booklet!



Math Computation

- Line up place value correctly on your scratch paper (thousands, hundreds, tens, ones) or the answer will be incorrect.



A photograph of a piece of lined paper with a handwritten addition problem. The numbers are written in black ink. The first number is 96, the second is 15, and the third is 434. They are not aligned by place value: 96 is shifted to the right, 15 is shifted to the left, and 434 is aligned under the 15. A horizontal line is drawn under the 434. This illustrates the importance of aligning place values correctly.

$$\begin{array}{r} 96 \\ 15 \\ + 434 \\ \hline \end{array}$$

Math Computation

- If your answer does not match one of the choices, reread the problem, recopy the numbers, and try solving it again.



A Matter of Time


- If any time remains, spend it on those questions about which you know nothing or almost nothing.
- As you go back through, do not change all answers.
- **Remember: *Your first choice is usually right.***

- Plan your time. Try to complete half the questions by the time you are halfway through the test.
- Don't worry if you run out of time... Just remember to do **YOUR BEST** & breathe again!





Final Tips



- Fill in bubbles fully, write neatly, and erase stray marks.
- Double-check the test number in your test booklet against the answer sheet every few questions to be sure you haven't gotten on the wrong number.



The Death Grip and other “breaks” to take

- **If your arm tires during testing it is probably due to the grip that you have on your pencil.**
- **Relax the grip and give those muscles a break.**
- **Breathe, roll your head, shake out your arms, wiggle your legs and feet.**

Can you know all the answers????

- **NO! It's okay not to know everything** — unlike class tests, these tests will have some questions designed to challenge the limits of your knowledge at a grade level *above* your current grade.

Tough Vocabulary

- **Use context clues- look at the other words in the sentence to help you know the meaning of an unfamiliar word.**
- **Look at parts of words and work from what you DO know.**



Good Luck!