

Four Square Writing Method

Right click to view slides.

Introduction - lesson 1

When we $\left[\begin{array}{l} \text{teach math} \\ \text{teach science} \\ \text{teach reading} \end{array} \right]$ \rightarrow give you formulas
we $\left[\begin{array}{l} \text{give you a scientific method} \\ \text{give you decoding skills} \end{array} \right]$


4 Square Method is a way to learn to write. (for any grade or any subject)

- 4 Square Method can be used for all types of writing:
 - Narrative
 - Descriptive
 - Expository
 - Persuasive

- We will use a Graphic Organizer (picture diagram) to plan and organize our prewriting and drafting.



This method will guarantee that you can write with confidence.



4 Square - lesson 2

- From reading you know about Main Ideas and details. (also used in writing)
- In this lesson we'll learn about **Broad Ideas** and “Topics.”

Examples

Definitions

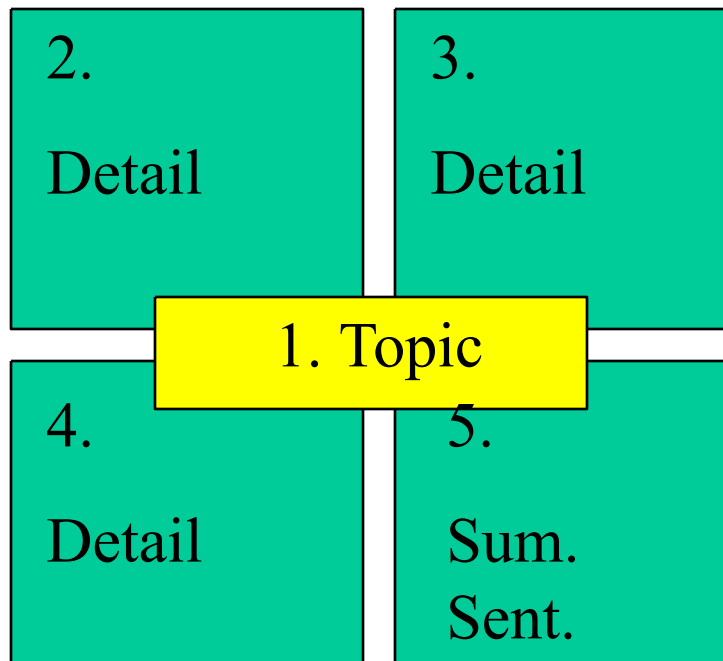
Subtopics

Examples:

Four Square - lesson 3

In lesson 2 we brainstormed with Topics and Subtopics.

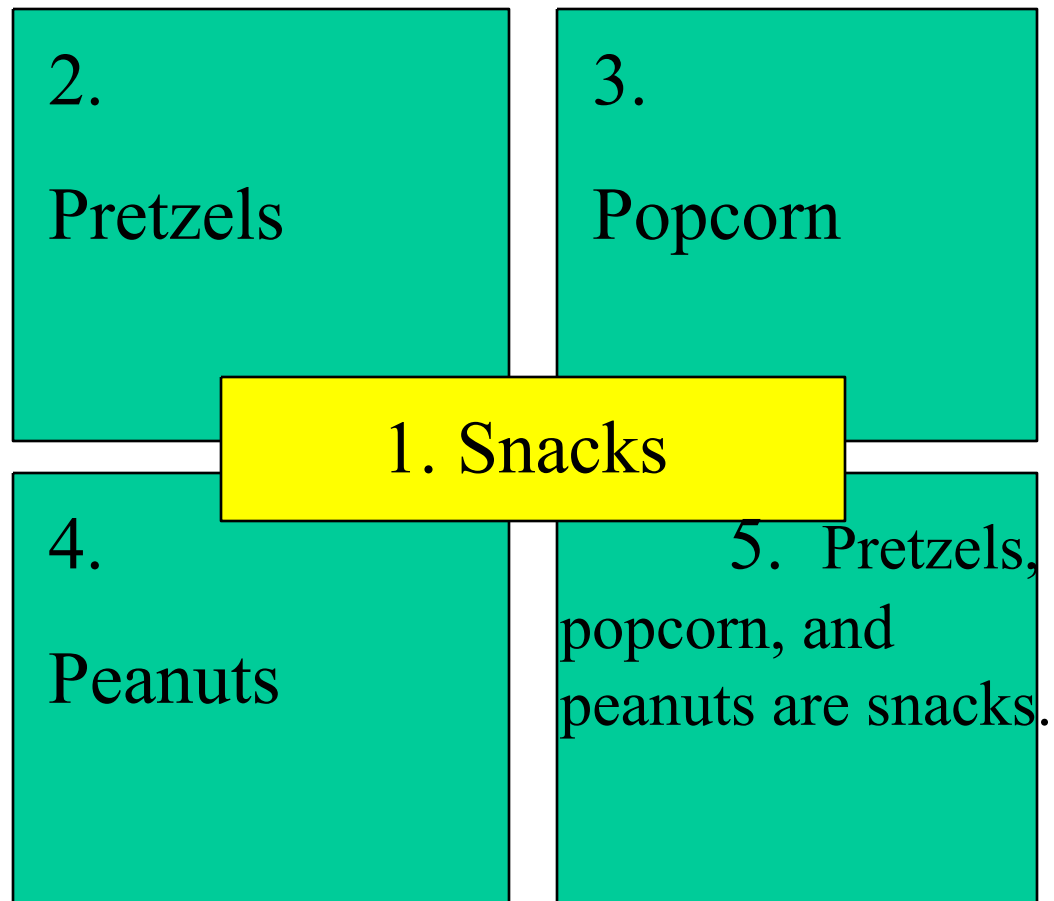
Now we're going to move on to the four square format.



(2.,3.,4.) are examples, details, or definitions of (1.) subtopics

(5.) wrap-up sentence includes All the ideas from the 4 square in a series sentence

Example:



Four Square - lesson 4

Now we'll change from a **word phrase** in the center box to a **complete sentence**.

Now boxes 2,3,and 4 will contain reasons, examples, and explanations that **prove** box 1 (center box) is true.

2.

Easy to Cook

3.

Fun to eat

1. My favorite meal is spaghetti
and meatballs.

4.

Delicious

5.

My favorite meal is
spaghetti and meatballs
because it's easy to
cook, fun to eat, and
delicious.

Conjunction

since, because,
due to

↓
good to use in
summary
sentences

Add more details...

2. It's easy to cook

- roll up meat
- throw in pot
- pour store bought sauce

3. It's fun to eat

- twirl on fork
- slurp it
- splatter the sauce

1. My favorite meal is spaghetti
and meatballs.

4. It's delicious

- tomatoes
- Italian spices
- filling meat

5.

My favorite meal is
spaghetti and
meatballs because it's
easy to make, fun to
eat, and delicious.

You try a different example...

<p>2. _____</p> <p>-</p> <p>-</p> <p>-</p>	<p>3. _____</p> <p>-</p> <p>-</p> <p>-</p>
<p>1. Our school is a special place.</p>	
<p>4. _____</p> <p>-</p> <p>-</p> <p>-</p>	<p>5.</p> <p>Our school is a special place because...</p>

Check: 1) Provable reasons (not opinions)

2) No repetition of details

3) Details are logical expansions of the reasons.

4) Wrap up sentence includes all 3 subtopics.

Add transition words (connectors) and adjectives/adverbs (vivids)...

- “Transition words” help bridge the gap between ideas. They provide smooth reading when changing paragraphs.
- Adding “vivid words helps you develop style in your writing.
- You will be adding
 - What you (the writer) **see, hear, feel, smell, and taste.**
 - The emotional state of you (the writer)

Formula:

$$\begin{array}{ccccccc} \text{Four} & \square & + & 3 & + & C & + & V \\ \text{Four square} & & & \text{Details} & & \text{Connectors} & & \text{Vivids} \end{array}$$

Example:

First

2. It's easy.

- roll up meat
golf balls
- throw in pot
huge cauldron size
- pour store-bought sauce
Mama someone or other

Also

3. It's fun to eat.

- twirl on fork
looks like a twister
- slurp it
loud smacking noises
- splatter the sauce
like an explosion

Third

1. My favorite meal is spaghetti and meatballs.

4. It's delicious.

- tomatoes
red and tangy
- Italian spices
zippy garlic
- filling meat
like a hamburger

So you can see

5. My favorite meal is spaghetti and meatballs because it's easy to make, fun to eat, and delicious.

Improving (Expanding) Introduction Paragraph

- **Introduction paragraph**
 - gives reader an overview
 - sets the tone (what to expect)
 - first impression (will the reader want to read on)
- **Now we will include**
 - **1st - topic sentence**
 - My favorite meal is spaghetti and meatballs
 - **2nd - wrap-up sentence**
 - It's my favorite because it's easy to eat to make, fun to eat, and delicious.
 - **3rd - personal narrative**
 - I could eat spaghetti and meatballs for dinner every night.

Improving (Expanding) The Final Paragraph

- The last step is expanding the final paragraph
 - final chance to bring message to reader.
 - Summary
 - final emphasis of main ideas
- Now we will include
 - 1st - Wrap-up sentence with connecting word
 - So you can see, my favorite meal is spaghetti and meatballs because it's easy to make, fun to eat, and delicious
 - 2nd - Personal narrative sentence(s) (question or exclamation)
Make it perky!
 - I think my mom is making some tonight. Would you like to come over for dinner?

Sample Essay:

My favorite meal is spaghetti and meatballs. It's my favorite because it's easy to make fun to eat, and delicious. I could eat spaghetti and meatballs for dinner every night.

First, my favorite meal is spaghetti and meatballs because it's easy. You simply roll up the meat into golf ball-sized pieces, then throw them in the pot. I use a huge cauldron-sized pot. Pour on the store-bought sauce. My favorite brand is Mama someone or other.

Also, my favorite meal is spaghetti and meatballs because it's fun to eat. I like to twirl it on my fork. It looks just like a twister. It's fun to slurp because it makes a loud smacking noise. I always splatter the sauce. When I'm done, it looks like an explosion.

Third, my favorite meal is spaghetti and meatballs because it's delicious. I like the tangy taste of red tomatoes. The Italian spices are great, especially the zippy garlic. The meat is very filling, like a hamburger.

So you can see, my favorite meal is spaghetti and meatballs because it's easy to make, fun to eat and delicious. I think my mom is making some tonight. Would you like to come over for dinner?

Credit and thanks due to:

- Tommy Bolger
 - Assistant Principal at Dacusville Elementary
 - Award winning soccer coach
- Jenny Norris
 - ELA teacher at Liberty Middle School

[Click here to go back to Mr. Ellison's Home Page](#)