

Using the Elements and Principles of Design in Photography

Think About Composition!

- Composition refers to the arrangement and relationship to the different parts that make up the whole image
- Elements of Art: composition's individual parts
- Principles of Design: composition's organizing ideas



Line

- The most fundamental of the art elements
- A moving point in space
- A real line can be— trees in a forest or implied— somebody looking at something



Shape and Form

- A shape is created when a line meets itself—2-dimensional or flat
- A form is similar to shape, but it has volume and is 3-dimensional. It gives the illusion of occupying space.
- Shapes and forms can be either geometric (square, circle, triangle) or organic (leaf, shell, tree).



Color



- Hue: The name of a color
- Saturation: The intensity or purity of a color
- Value: The lightness or darkness of a color
- In photography value is created by the amount of light and the range of tones, or light and dark areas, in a scene

Value

- The quality of light and dark, both in terms of color and shades of gray in a composition
- Light and dark values give you visual clues about the shapes and forms of objects



Space

- Space is the two-dimensional arrangement of objects in a photograph
- Space also refers to the three-dimensional illusion of depth in the image




Texture



- Appealing to the sense of touch
- In photography, a sense of texture can help to make a photograph look more realistic or to enhance a 3-dimensional feel

Balance

- The appearance of equal visual weight within a composition
- Symmetrical—Mirror-image composition, similar on either side
- Asymmetrical—still looks balanced by objects are not centered in the frame (Rule of Thirds)
- Radial—Circular style composition, all objects radiate from a central point




Proportion

- The relationship between the sizes of objects or components in an image
- Helps to indicate an object's size, distance, and location




Repetition

- Repetition of elements helps to create a sense of rhythm or movement in a photograph



Contrast

- Creates a focal point by using differences in the elements



Variety



- Variety is all the different elements in the photograph
- Variety helps to add interest to the work and keeps the viewer's eyes moving around the piece

Movement and Rhythm



- In a photograph, movement is real or implied motion (think action photography)
- Movement can also refer to how a viewer's eye travels through a picture
- Rhythm can be created by the organized repetition of art elements or objects



Emphasis



- Emphasis refers to the focal point of the work
- One of the most important decisions!



Unity

- Unity occurs when all of the individual parts of the photograph come together and support each other to make one unified image
- Your goal when creating work!

