

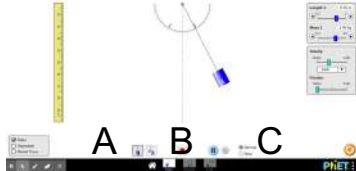
# Forces and Motion Stations (matching cards)

Match the free body diagrams to the motion stations in class.

On each free body diagram write B or U for Balanced or  
Unbalanced forces

Name: \_\_\_\_\_

# Station #1



A

B

C


Pendulum left

Pendulum right

Pendulum center

Station #2

A



## Station #3

A

(holding back the  
car with elastic)  
(car  
on track)

C

(car pushed by  
elastic)  
stopped)

B


D

(car sliding

Station #4

A

(looking down from the top)



## Station #5



A

B

C

D

(holding back the  
(car rolling  
(the car is at the top)

(car pushed by  
(the car is at the top)

(car rolling  
(the car is at the top)

## Station #6

A

B

C

(holding back the  
car with elastic)  
(car rolling  
down track)

(car pushed by  
elastic)