

Louisiana Believes.



Grade 3 English Language Arts

Transitional Curriculum
REVISED 2012

BLACKLINE MASTERS

LOUISIANA DEPARTMENT OF EDUCATION

Unit 1, Activity 5, Vocabulary Self-Awareness Chart

Word	+	√	--	Example	Definition

Unit 1, Activity 5, Vocabulary Self-Awareness Rubric

Name: _____

Date: _____

Vocabulary word _____

Vocabulary word in center _____/2pts.

Student-generated definition _____/3pts.

Complete sentence with clues _____/3pts.

Illustration _____/2pts.

Total points: _____/10pts.

Bonus points: _____/2pts.

Bonus:

Suffix _____/1/2 pt.

Prefix _____/1/2 pt.

Synonym _____/1/2 pt.

Antonym _____/1/2 pt.

Unit 1, Activity 6, Vocabulary Card Chart

A vocabulary card chart template with a central circle and five surrounding boxes.

Central Circle: Word

Top Left Box: Sentence

Top Right Box: Definition



Bottom Left Box: Thesaurus (synonym or antonym)
Prefix or Suffix (if possible)

Bottom Center Box: Words that gave you clues.

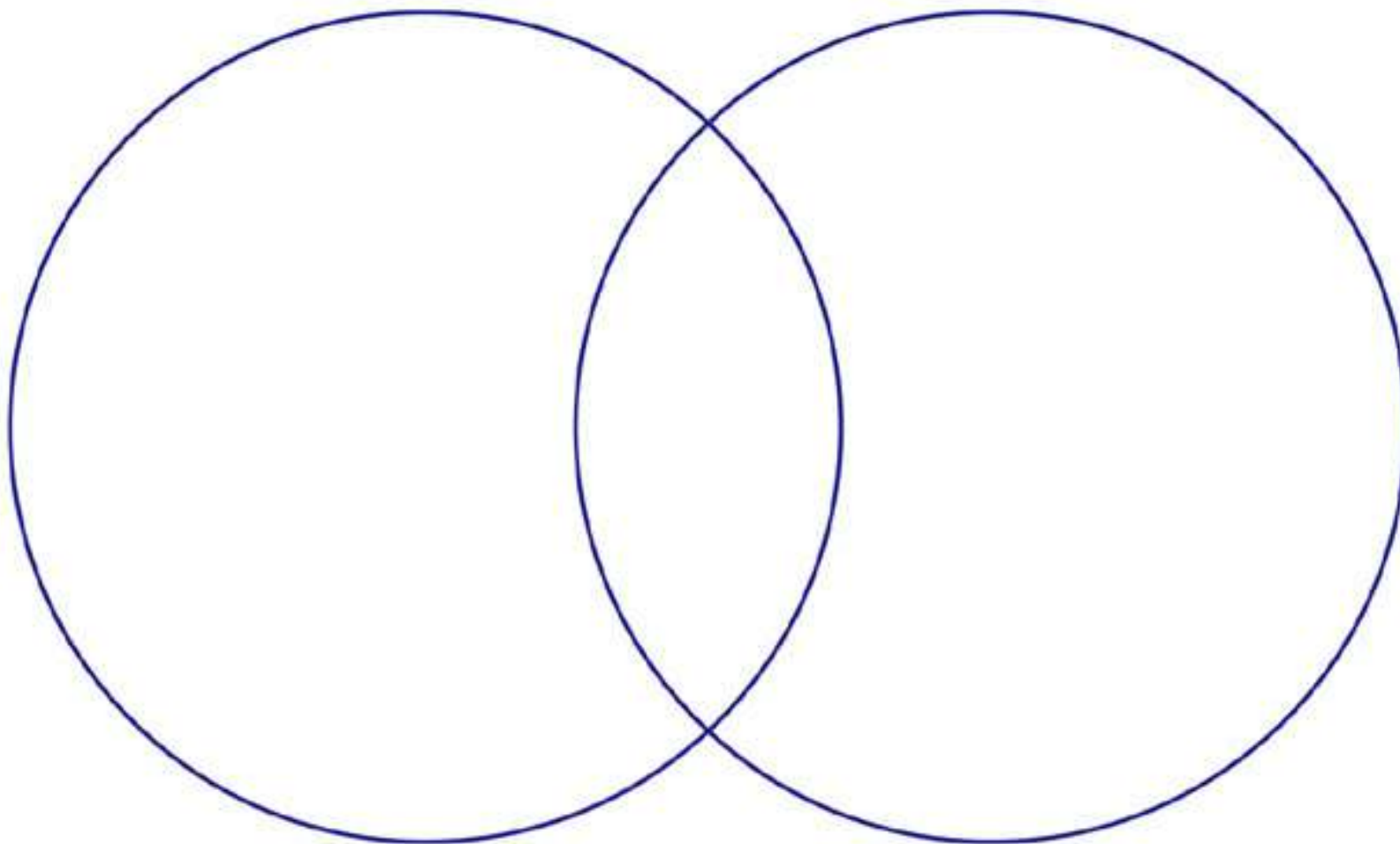
Bottom Right Box: Illustrate

Illustration: A cartoon girl with brown hair and a red bow, wearing a pink shirt and purple skirt, is looking through a magnifying glass at a globe. A speech bubble from the globe points to the bottom left box.

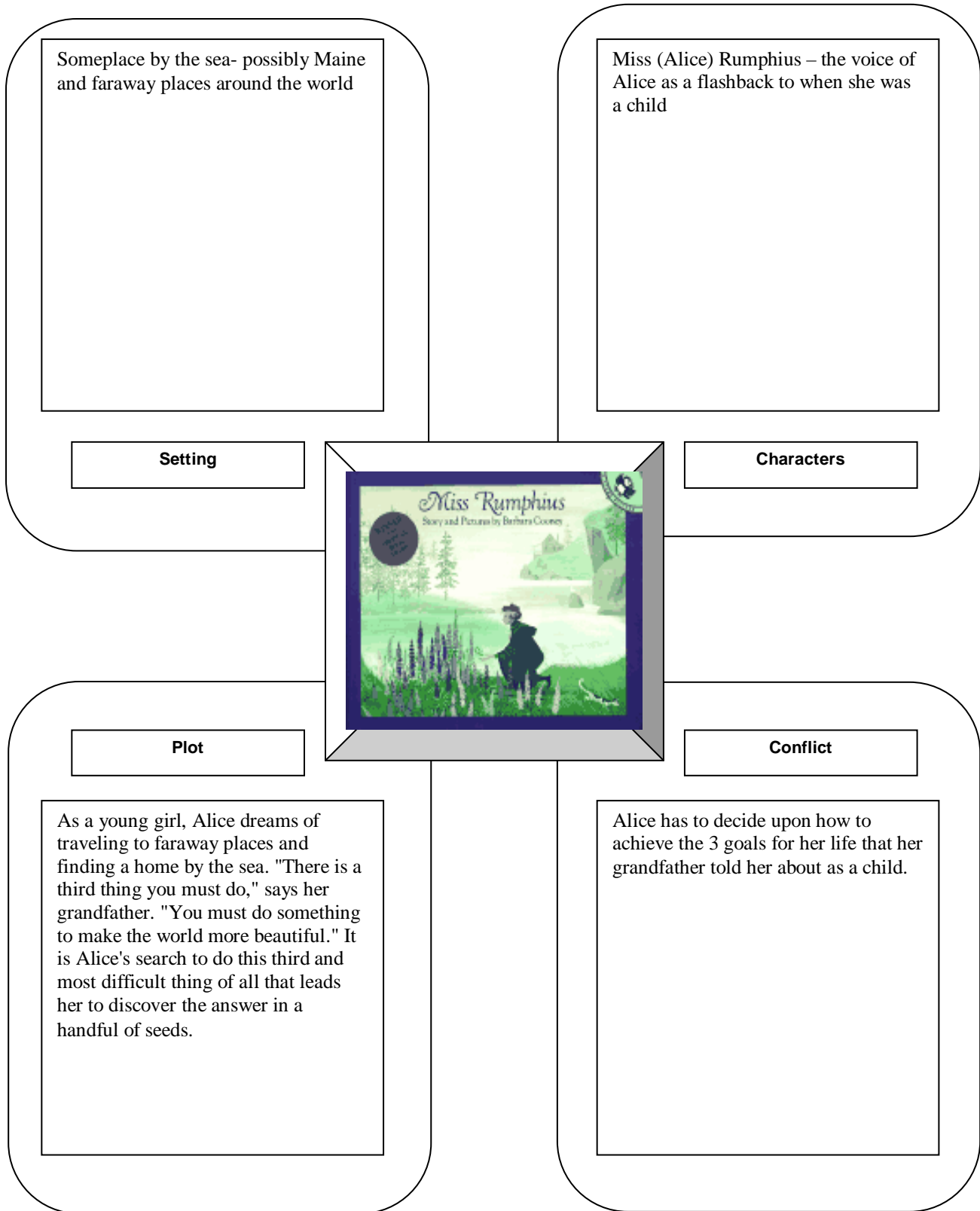
Compare / Contrast

Concept 1	Concept 2
How Alike?	
	

Unit 1, Activity 7 and 8, Venn Diagram



Unit 1, Activity 8, Sample Story Map



Unit 1, Activity 8, Story Map

The story map template consists of a central 3D box with a gray top and bottom face and white side faces. Four rounded rectangles are arranged around the central box, each containing a label and a large empty square for notes:

- Setting:** Located at the top left, with a label box below the square.
- Characters:** Located at the top right, with a label box below the square.
- Plot:** Located at the bottom left, with a label box above the square.
- Conflict:** Located at the bottom right, with a label box above the square.

Unit 1, Activity 8, Problem Solution

Name _____

Problem	Solution
Notes:	

Unit 1, Activity 12, Genre Interest Self-Evaluation Form

Name _____ Reading _____
 Date(s) _____

Genre:		Story Title:	
Preparedness (Did I read carefully and am I ready to contribute to a group discussion?)	Goals (How much do I plan to read before the next group discussion?)	Assessment (Did I do my part in our group discussion today?)	Opinions (What do I wish to share with the group about what I have read? Do I like what I am reading? What do I think may happen next?)
Notes: (Record any part of your group's discussion you may want to think about again or ideas you may have about the book you are reading, etc.)			

Directions: Write the following in your reading journal and answer each part of the form.

Book Report Form

Book Information

- Title of Book
- Author
- Illustrator
- Publisher
- Copyright Date
- Total Number of Pages

Setting

- Where does the action of the story take place?
- What time of day or year does the story take place?

Characters

- Who are the main characters?
- Which character was your favorite? Why?
- Do the characters in the story seem real to you?
- Could you relate to any of the characters in the book?
- Have you done any of the things or had any of the same feelings as the characters did?

Plot

- What was the conflict or problem in the story?
- How was the problem solved?
- What happens in the story?
List seven or eight main events.
- Did you like the story ending? Why?

Personal Opinion

- What was your favorite thing about the book?
- What would you change?
- What did you learn from this book?
- Who should read the book? Explain.