

Name: _____

Ch 2 and 3 Quiz 1

1. In what setting is an ambulatory/holter monitor used (hospital, home, or outpatient)
2. What is standard amplitude (include correct units of measure)?
3. List the order of conduction:

Include colors and labels for #'s 4-7

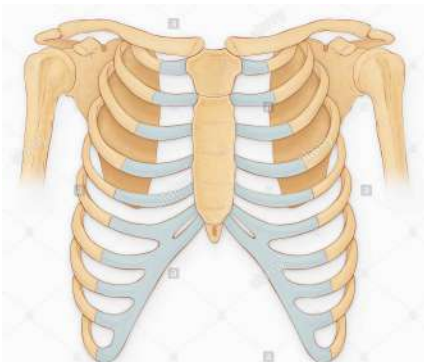
4. Stress test



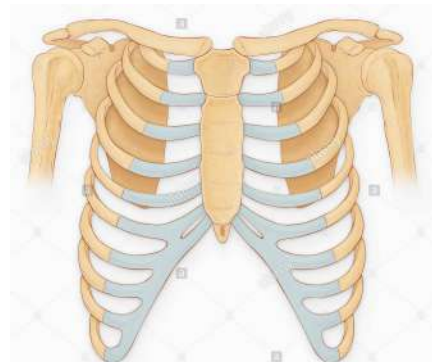
5. 5 lead Holter/ambulatory monitor



6. 5 lead telemetry monitor

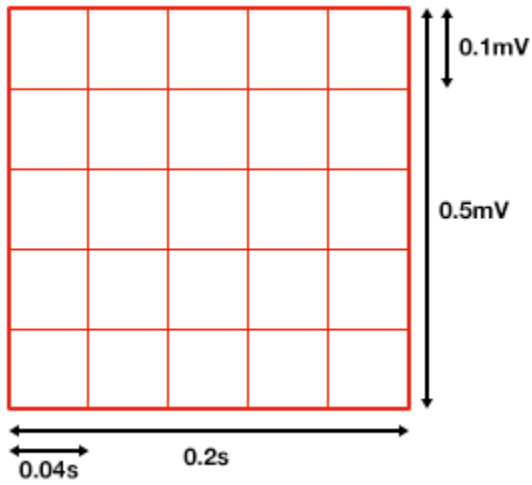


7. 3 lead telemetry monitor



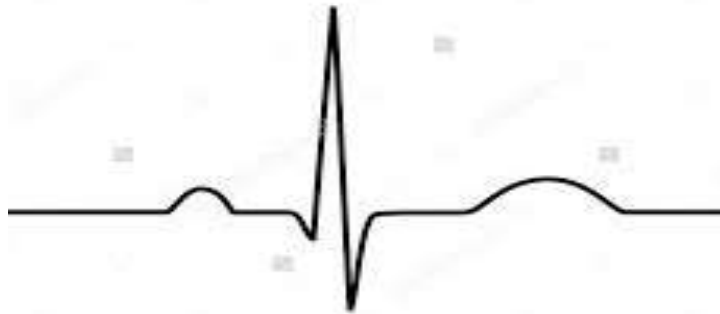
Name: _____

8. Label the boxes below in size (if using a ruler), time, and amplitude:



9. Draw Einthoven's Triangle below:

10. Label the waveform: include P, Q, R, S, T; (Extra credit: PR segment/interval, ST segment/interval and J point)



Name: _____