


8th Grade DO NOW

WHAT IS THIS?!




8th Grade DO NOW

WHAT IS THIS?!

Comedian - by
Maurizio Cattelan

Sold for
\$120,000



EARTH ART

WHAT IS EARTH ART?

- Earth Art, Earthworks, or Land Art is an art movement where the landscape and artwork are closely linked
- Often the work itself is made with natural materials in a natural setting.
 - Soil, ice, rock/pebbles, water, leaves, branches, etc.
 - Artworks can also include man made materials interacting with nature



Spiral Jetty, Robert Smithson, 1970, Great Salt Lake, Utah




This monumental spiral curves out from the shoreline and runs 1,500 ft. out into the water. The work is made of black basalt, limestone, and earth extending into the great salt lake.

-Gardners (1014)


Andy Goldsworthy - 1956

- Environmental Artist
- He crafts his installations out of rocks, ice, leaves, or branches,
- Work is often “site specific” often in a natural setting
- Documents the finished work but also the artistic process
- Artwork is meant to break down



Ice Sculpture Series, Andy Goldsworthy
Created using ice and saliva


Screen, Andy Goldsworthy, 1998




Goldsworthy views his artistic process as a “collaboration with nature,” in which he was uncovering the essence of his materials and determining what they were capable of. His process required patience and flexibility.



Untitled, Andy Goldsworthy



Stone Works, Andy Goldsworthy,



Ephemeral Works, Andy Goldsworthy, 2004

GET OUTSIDE AND MAKE YOUR OWN EARTH ART!



YOU CAN USE MAN MADE MATERIALS, BUT YOU NEED TO CLEAN UP!

Take a picture of it and email it to Ms. Conner. We will share them on Monday!





ASSIGNMENT 1: LAND ART - Due Wed 4/15

Option 3: Large Land Installation Design

What you'll need: Paper and pen or pencil

What you'll be doing: Creating a plan for a large, Christo and Jean-Claude inspired land installation

How you will do it:

1. Get your materials
2. Determine a place that would be interesting to see a large artwork that interacts with the landscape or a building
3. Determine what materials you would use
 1. Christo and Jean-Claude uses a lot of fabric in their work, but they also used umbrellas, balloons, and plastic.
4. Draw your design
 1. It could be a building or place wrapped in fabric or maybe the material is placed through a larger area of land
5. Take a picture of your work using a camera or phone, or scan it.
 1. Write down the materials you would use and the place it would be installed

When you're finished:

Upload an image of your work to the assignment page on Google Classroom or send an email with the image attached to

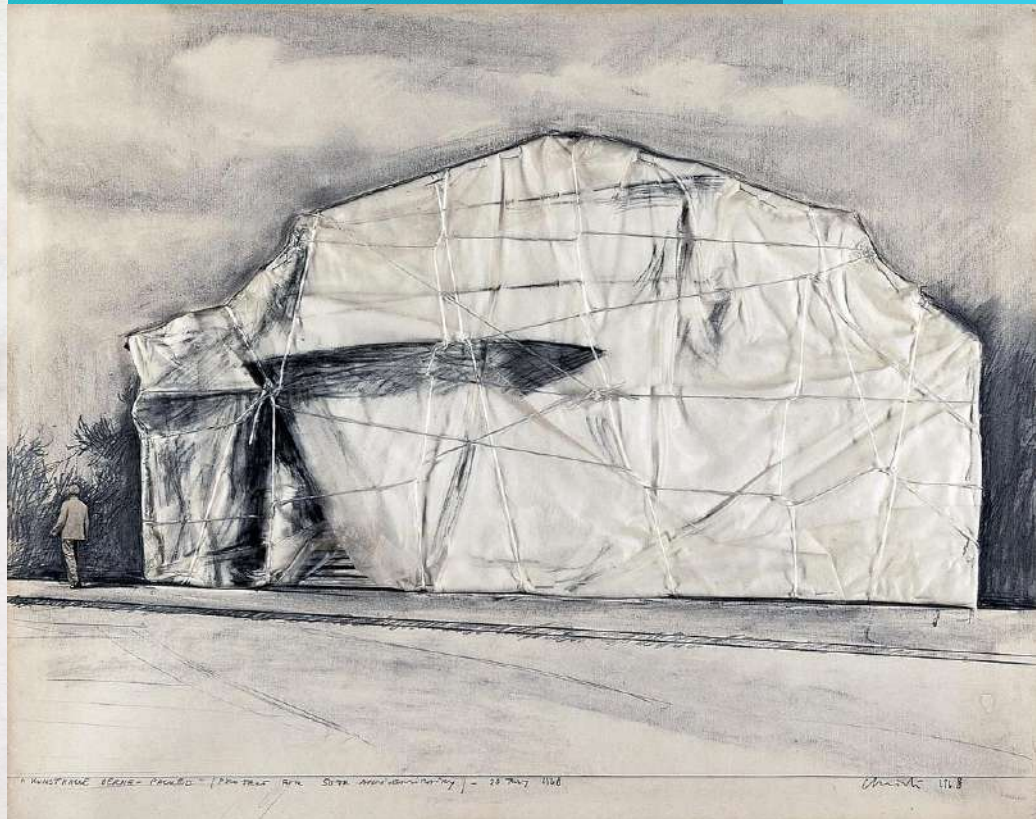
econner@eagleridgeacademy.org

* Look up the materials you want to use in your design so you can accurately





The Umbrellas (project for 6.8 miles - 3000 umbrellas; height 12 feet diameter 18 feet) Christo 1115



A KUNSTHAUS BERLIN - PAKISTAN / PHOTOS ARE SOFT AND UNUSUAL - 28 JULY 1968