

General Policies:


- The DySc screening will take about **10 minutes**. Please limit all distractions. Provide only a writing utensil.
- The screening must be completed in **one sitting**. Record the date and start time at right.
- You may read aloud directions for each question **2 times** max, only if needed. Do not help or coach the student.

Screening Date: _____**Start Time:** _____


am pm

Finish Time: _____

am pm

 **Pages 1-3** (questions 1-6) Number Sense: **Give the student 2 minutes to complete all 6 questions.** In this section the student will count the number of dots and write the total. The last question is multiple choice. Direct the student to page 4 after 2 minutes (do not score any questions answered after 2 minutes) or allow the student to continue to page 4 after completion of this section.

Pages 4-9 (questions 7-17) Arithmetic Facts: In this section the student will add or subtract and write the sum/difference. Be prepared to time the next section (pages 10-12).

 **Pages 10-12** (questions 18-23) Accurate and Fluent Calculations Part 1: **Give the student 2 minutes to complete all 6 questions.** In this section the student will add or subtract to find the unknown. Direct student to page 13 after 2 minutes (do not score any questions answered after 2 minutes) or allow the student to continue to page 13 after completion of this section.

Pages 13-18 (questions 24-26) Accurate and Fluent Calculations Part 2: In this section the first page will ask the student to memorize a series of numbers, the second page will ask the student to write the numbers from memory. Do not allow the student to reference the first page once the second page is presented. Allow the student to continue to page 19 after completion of this section.

Pages 19-25 (questions 27-39) Accurate Mathematical Reasoning: On pages 19-23 the student will write the missing number. On pages 24-25 the student will again count the number of dots and write the total. The screening will conclude after completion of this section.




Score Input: Record the finish time above. Scan the QR Code or visit dysctest.com and click the Score Input link. Enter the Score Input Access Code as listed at the top of this page and then follow the on-screen directions to enter student responses. A short educator/caregiver survey will follow score input.

How many?

1




2




How many?

3




4



How many?


5




Which shows 3?

6


A



B



C



7

$$8 + 1 = \underline{\quad}$$

8

$$2 + 5 = \underline{\quad}$$

9

$$4 + 6 = \underline{\hspace{2cm}}$$

10

$$12 + 4 = \underline{\hspace{2cm}}$$

11

$$3 + 15 = \underline{\hspace{2cm}}$$

12

$$6 + 8 = \underline{\hspace{2cm}}$$

13

$$25 - 2 = \underline{\hspace{2cm}}$$

14

$$20 - 5 = \underline{\hspace{2cm}}$$

15

$$12 - 5 = \underline{\quad}$$

16

$$12 - 2 = \underline{\quad}$$

17

$$22 - 10 = \underline{\hspace{2cm}}$$

18

$$2 + \underline{\quad} = 10$$

19

$$\underline{\quad} + 5 = 10$$

20

$$4 + \underline{\hspace{2cm}} = 8$$

21

$$\underline{\hspace{2cm}} + 4 = 12$$

22

$$3 + \underline{\quad} = 15$$

23

$$6 + \underline{\quad} = 20$$

Remember the order of the numbers and then write them in order on the next page.

24a

5, 6, 7, 8

Write the numbers in order from memory.

24b

_____ / _____ / _____ / _____

Remember the order of the numbers and then write them in order on the next page.

25a

6, 5, 4, 3

Write the numbers in order from memory.

25b

_____ / _____ / _____ / _____

Remember the order of the numbers and then write them in order on the next page.

26a

7, 8, 9, 10

Write the numbers in order from memory.

26b

_____ / _____ / _____ / _____

27

25	<hr/>	27
----	-------	----

28

55	<hr/>	57
----	-------	----

29

71	<hr/>	73
----	-------	----

30

37	<hr/>	39
----	-------	----

31

6	<hr/>	4
---	-------	---

32

14	<hr/>	12
----	-------	----

33

15	<hr/>	13
----	-------	----

34

152	<hr/>	150
-----	-------	-----

35


214	215	<hr/>
-----	-----	-------

36


<hr/>	213	214
-------	-----	-----

Count how many dots you see.

37



38



Count how many dots you see.

39

