


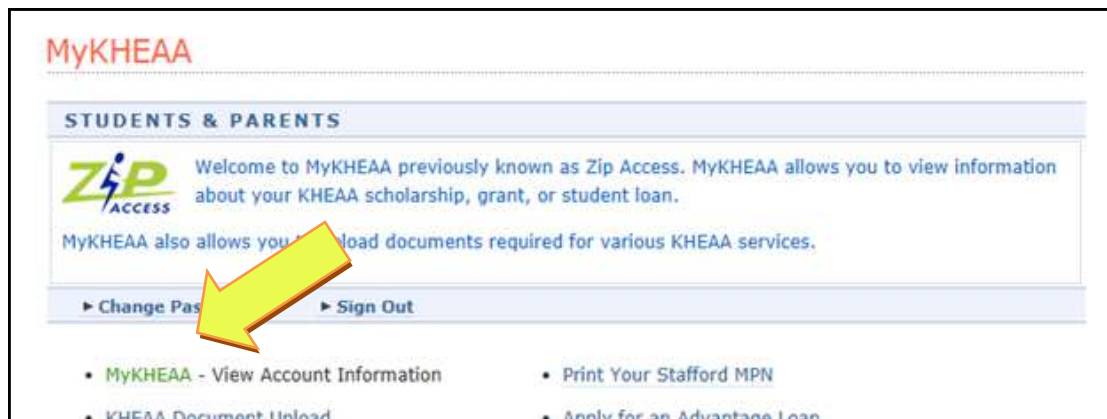
## Dual Credit Scholarship - Student Preferences and Completion of Application

The Dual Credit Scholarship program covers tuition for up to two (2) dual credit courses for eligible Kentucky high school students in grades 11 or 12. The Kentucky Higher Education Assistance Authority (KHEAA) will set up a link on your MyKHEAA account as soon as your high school submits your application information to KHEAA for the year. You must then go to KHEAA's website and sign in to your MyKHEAA account to select the college and semester you prefer for your scholarship. *Note, you WILL NOT be considered for scholarship funding UNTIL AFTER you submit your scholarship preferences on KHEAA's website.*

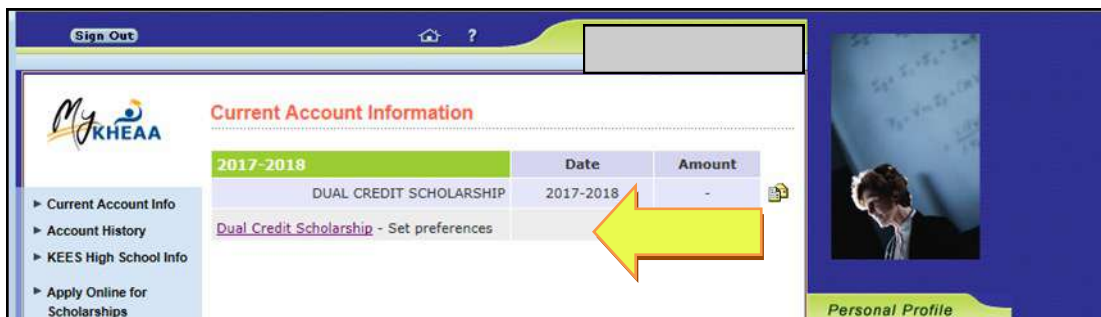
**Step 1:** Go to [www.kheaa.com](http://www.kheaa.com). Click on the 'Sign In' link to go to your MyKHEAA account. If you are a first time user, you will need to click on 'Sign In', then 'Register' to set up your MyKHEAA account.



**Step 2:** Click on the 'MyKHEAA' link to access your account.



**Step 3:** Click on the link that says 'Dual Credit Scholarship—Set preferences'. If you do not see a link, contact KHEAA customer service at (800) 928-8926.



**Step 4:** Follow the instructions to set your Dual Credit Scholarship preferences. Click the 'Submit Scholarship Request' button when you are finished.

Sign Out

MyKHEAA

**Set Dual Credit Scholarship Preferences**

Congratulations! Your high school has identified you as a candidate for the Dual Credit Scholarship. In order to move you forward in the award process, KHEAA needs to know when and where you would like to apply your scholarship. Please complete the information below to set your scholarship preferences. KHEAA will notify you of your scholarship award or denial status within two weeks of your submission of this information.

Feel free to contact KHEAA at (800) 928-8926 if you have questions or need assistance.

Number of scholarships available: 2

Number of scholarships you would like to receive during the 2017-2018 academic year:

**SCHOLARSHIP #1**

Select the college for your scholarship:

Which semester are you taking the scholarship class?

**SCHOLARSHIP #2**

Select the college for your scholarship:

Which semester are you taking the scholarship class?

Personal Profile

**Step 5:** On the next screen, review your information to make sure it is correct. If everything is good, click on the 'Confirm Preferences' button to complete your submission. If you need to make changes, click the 'Edit Preferences' button to go back to the previous page. Do not click on the back arrow at the top of your browser window.

**Step 6:** You will receive a confirmation page when the process is complete. KHEAA will notify you when scholarship award decisions are finalized.

MyKHEAA

**Dual Credit Scholarship**

Your scholarship preferences have been successfully submitted!

**What's next?**

KHEAA will notify you when award decisions have been made. If you are awarded a scholarship, the college you have selected will also be notified of your award status. You may also check your MyKHEAA account for scholarship updates.

Personal Profile