

Double Digit Subtraction Strategies With Regrouping!



78 ← More on
TOP?

-26 No need to stop!

More on
the FLOOR? ~~3 12~~
~~42~~
Go next
door and get -26
10 more!

35
- 15
—
0

Numbers the
SAME?
Zero's
the game!

Subtraction using the Traditional Algorithm

Subtraction using the Traditional Algorithm

Step 1

$$72 - 58 =$$

Take your number sentence that is horizontally written and write it vertically like seen on this slide.

$$\begin{array}{r} 72 \\ - 58 \\ \hline \end{array}$$

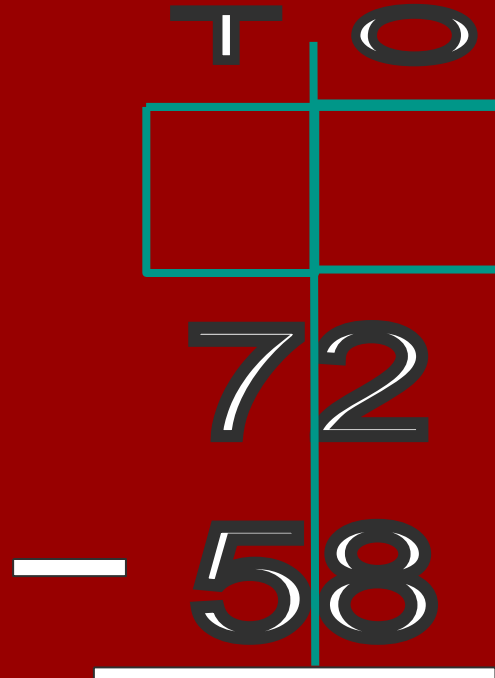
Subtraction using the Traditional Algorithm

Step 2

$$72 - 58 =$$

Now, if it helps you, draw your place value chart over your algorithm.

Draw a box in BOTH the tens and ones in case you regroup!



Subtraction using the Traditional Algorithm

Step 3

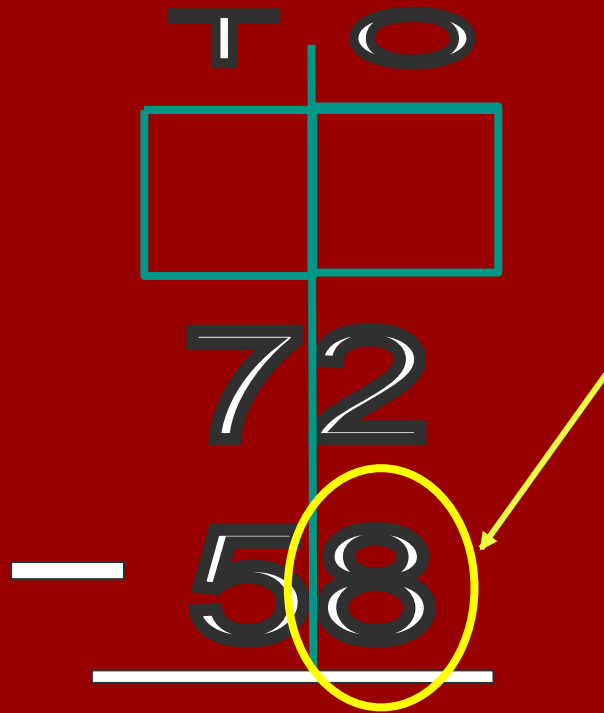
$$72 - 58 =$$

START IN THE **ONES** PLACE

Check to see if you have more on
TOP or more on the FLOOR.

Here we have more on the
FLOOR.

So we are going to have to “go
next door and get 10 more!”



Subtraction using the Traditional Algorithm

Step 4

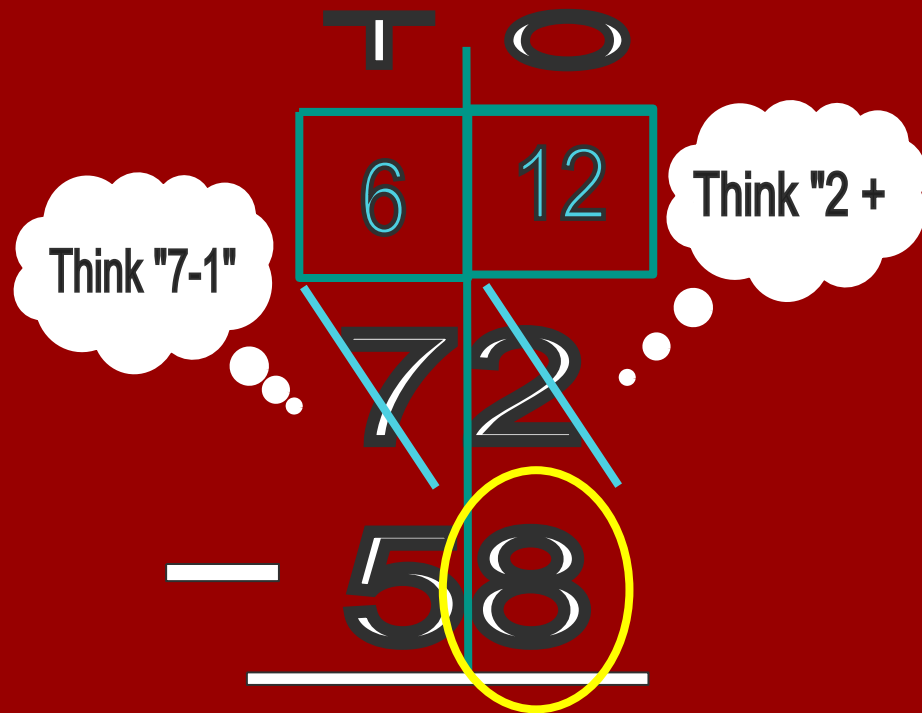
$$72 - 58 =$$

START IN THE ONES PLACE

Since we cannot take away 8 ones from 2 ones, we will need to go to the tens place and get a 10.

So now we are going to add 10 to the 2 and get 12.

And since we took away a ten. 7 tens minus 1 ten is equal to 6 tens.



Subtraction using the Traditional Algorithm

Step 5

$$72 - 58 =$$

Now subtract your ones place!

$$12 - 8$$

You should get 4!

$$\begin{array}{r} \text{Tens} \quad \text{Ones} \\ \boxed{6} \quad \boxed{12} \\ \cancel{7} \quad \cancel{2} \\ - \quad 58 \\ \hline \quad \quad 4 \end{array}$$

Subtraction using the Traditional Algorithm

Step 6

$$72 - 58 =$$

You are done in your ones!

Check it off!

Move over to your tens!

T	O
6	12

~~72~~
~~58~~
—
4

Subtraction using the Traditional Algorithm

Step 7

$$72 - 58 =$$

Now make sure that you regrouped correctly by asking yourself “Is there still 7 tens?”

Your answer should be “No, there are now 6!”

Then ask yourself, “Is there more on top or more on the floor?”

You should see that there is more on top this time!

The diagram illustrates the subtraction $72 - 58$ using the traditional algorithm. A vertical line separates the tens and ones columns. Above the line, the word "TENS" is written, with "TENS" above the tens column and "ONES" above the ones column. The number 72 is written above the line, and 58 is written below the line. A yellow circle highlights the 6 in the tens column, indicating the result of regrouping. A green checkmark is placed above the 12 in the ones column, indicating that the regrouping is correct. A blue diagonal line is drawn through the 7 in the tens column and the 2 in the ones column, indicating that the 7 has been reduced to 6 and the 2 has been increased to 12. The final result, 4, is written below the line.

TENS	ONES
6	12
7	2
<hr/>	
4	

Subtraction using the Traditional Algorithm

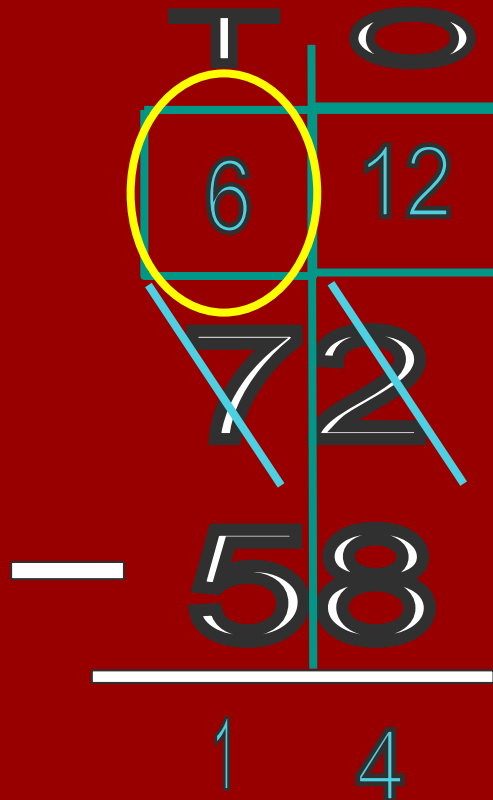
Step 8

$$72 - 58 =$$

Now you are ready to subtract
your tens!

$$6 - 5 =$$

You should get 1!



Subtraction using the Traditional Algorithm

Step 9

$$72 - 58 =$$

Now combine your tens and ones
and you will find your solution!

The solution to this problem is 14!

T	O
6	12
7	2
5	8
<hr/>	
1	4







Subtraction using Base 10 Blocks

Subtraction using Base 10 Blocks

Step 1

$$72 - 58 =$$

Draw base 10 blocks of
only the FIRST NUMBER
(72).

			
thousands	hundreds	tens	ones
			

Subtraction using Base 10 Blocks







Step 2

$$72 - 58 =$$

START IN THE ONES PLACE

Ask yourself can I take away the second number (8) from the first number (2)?

(Is there more on top or more on the floor?)

			
thousands	hundreds	tens	ones
			

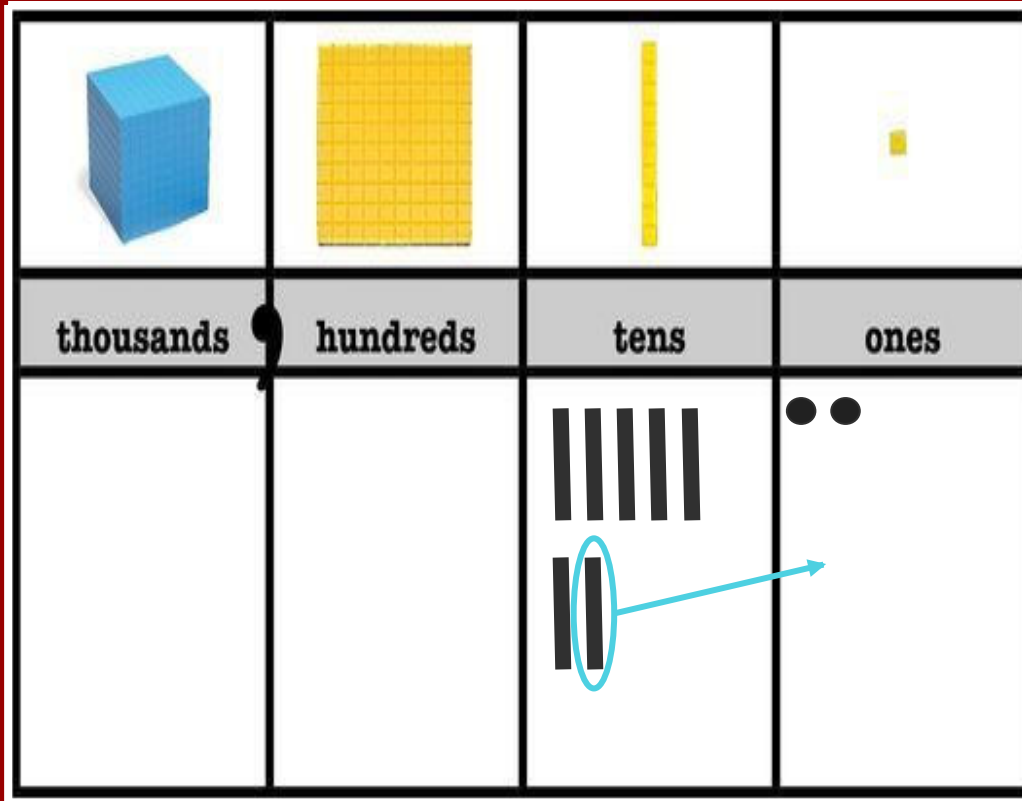
Subtraction using Base 10 Blocks

Step 3

$$72 - 58 =$$

If the answer is NO, then you
need to go next door and get
10 more!

Then you will take the 10 long
and break it up into 10 unit
cubes.



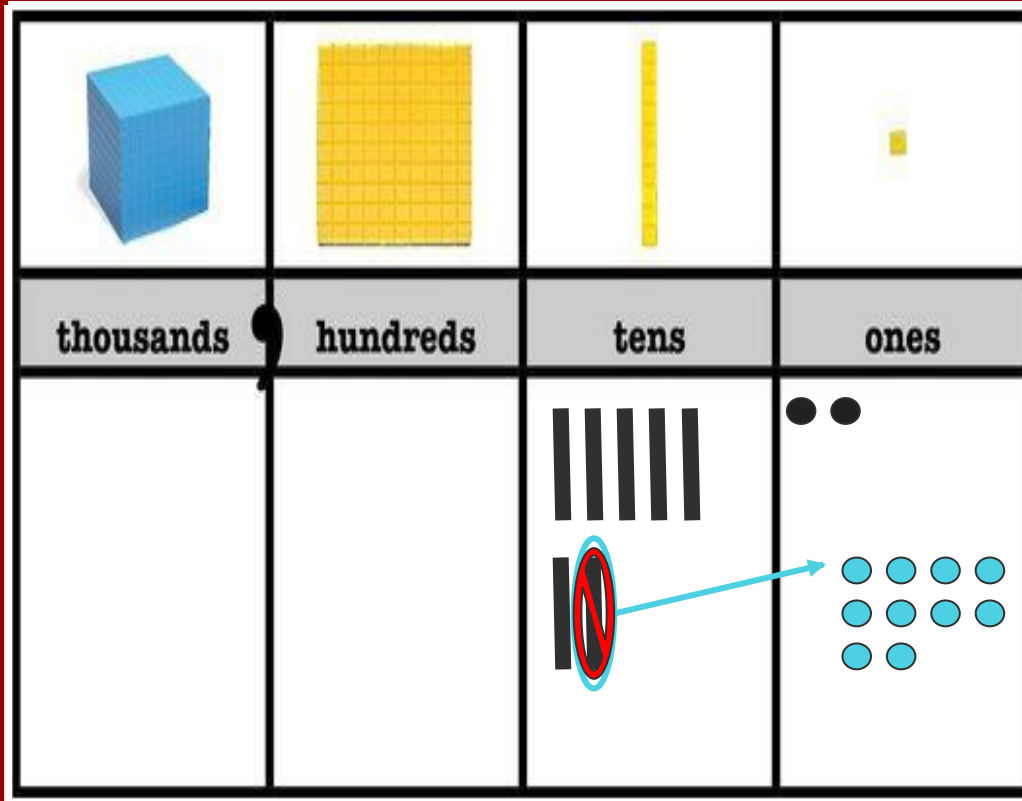
Subtraction using Base 10 Blocks

Step 4

$$72 - 58 =$$

Then you will take the 10 long
and break it up into 10 unit
cubes.

Now you should have 12 ones!



Subtraction using Base 10 Blocks

Step 5

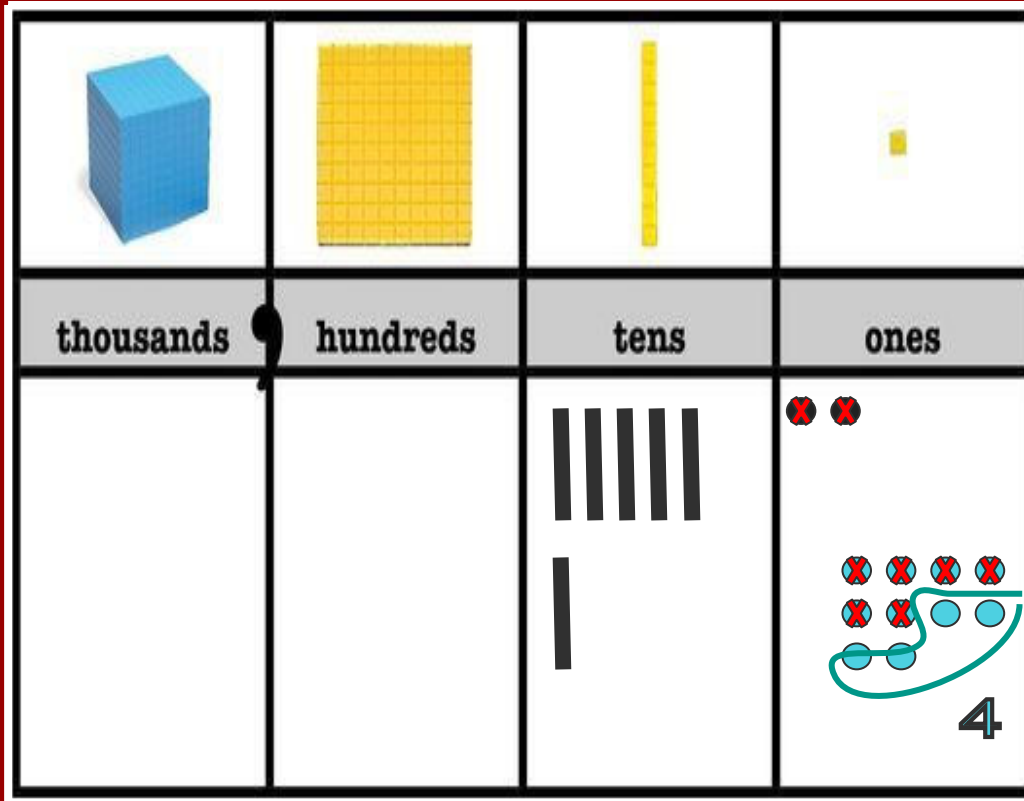
$$72 - 58 =$$

Now you will subtract your
ones!

$$12 - 8$$

Circle what you have left!

You should have 4!



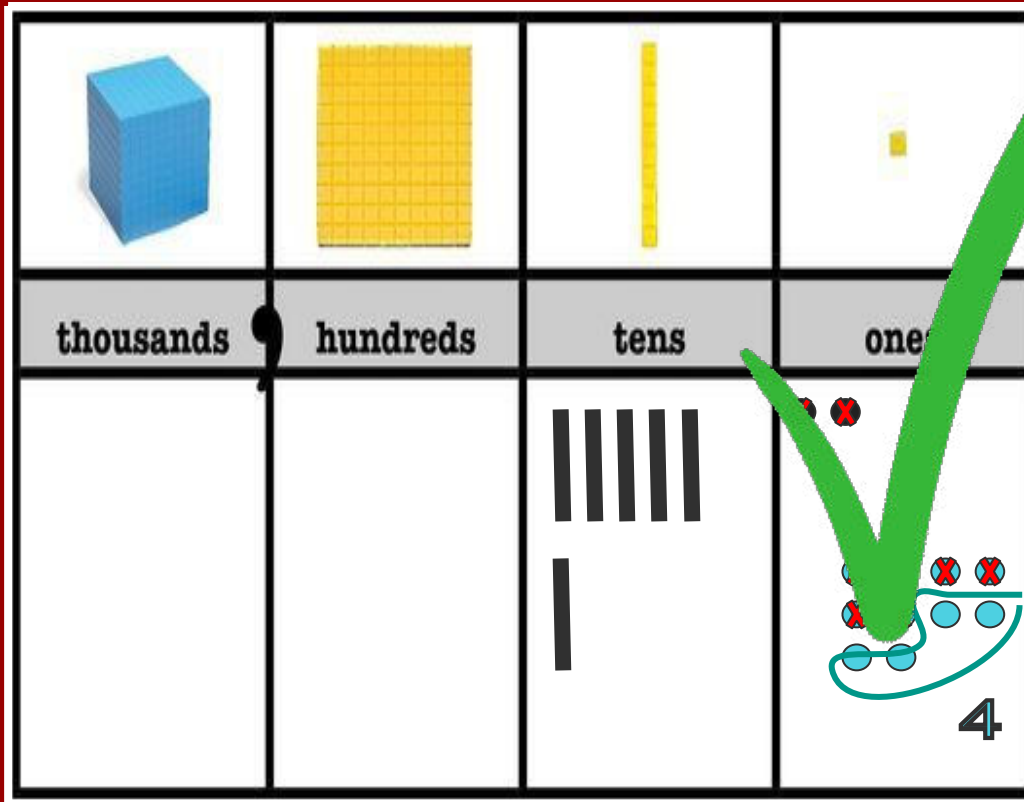
Subtraction using Base 10 Blocks

Step 6

$$72 - 58 =$$

You are done with your ones!

Check it off!



Subtraction using Base 10 Blocks

Step 7

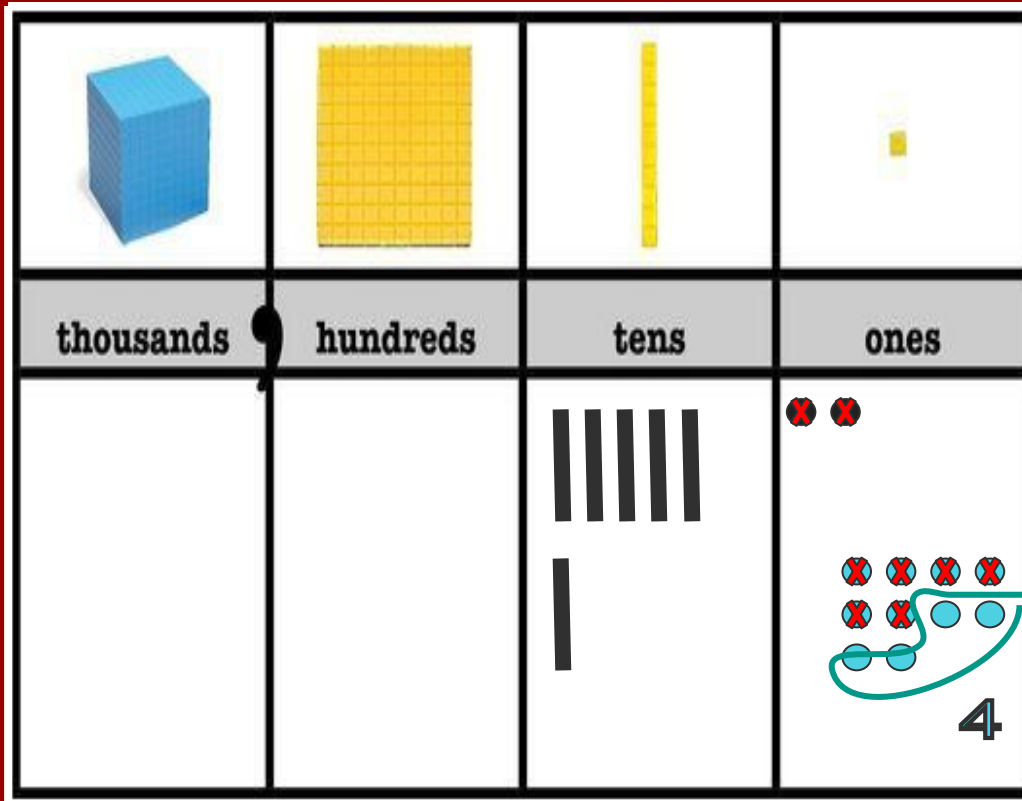
$$72 - 58 =$$

Move on to the 10s!

Ask yourself, do I still have
“7” in the tens.

Your answer should be NO, I
have 6!

Then ask yourself, do I have
more on top or more on the
floor?



Subtraction using Base 10 Blocks

Step 8

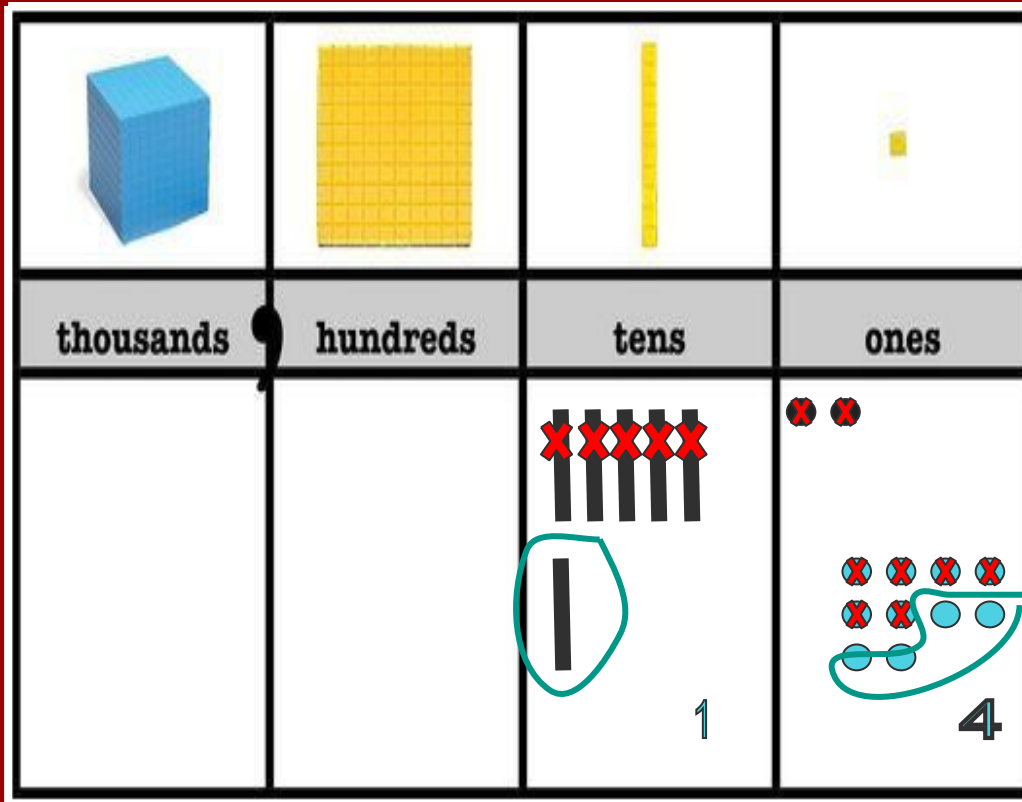
$$72 - 58 =$$

You should of answered,
More on Top!

Now you can subtract your
tens place!

$$6 - 5$$

Circle what you have left.



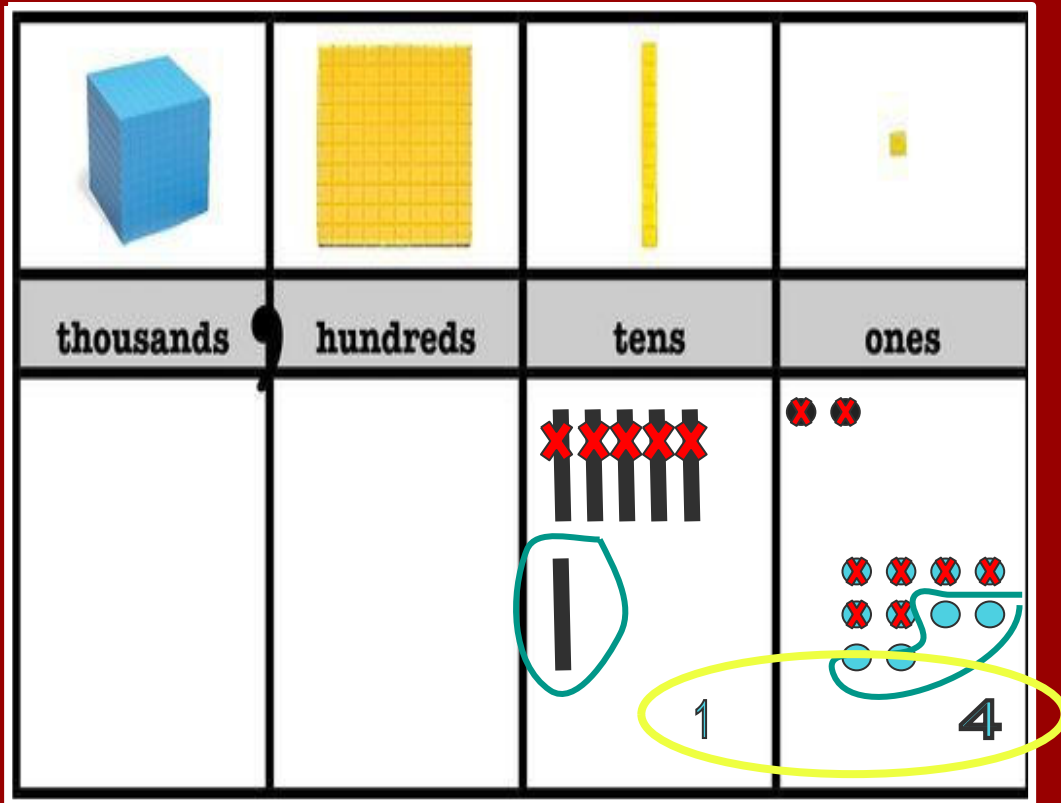
Subtraction using Base 10 Blocks

Step 9

$$72 - 58 =$$

Now you combine the tens
and ones.

Your solution should be 14.



Subtraction using Expanded Form

Subtraction using Expanded Form

Step 1

$$72 - 58 =$$

Take your number sentence that is horizontally written and write it vertically like seen on this slide.

$$\begin{array}{r} 72 \\ - 58 \\ \hline \end{array}$$

Subtraction using Expanded Form

Step 2

$$72 - 58 =$$

Next you are going to take
your numbers and **EXPAND**
THEM OUT into **tens** and
ones!

$$\begin{array}{r} 72 \rightarrow 70 + 2 \\ - 58 \rightarrow \underline{\quad} 50 + 8 \\ \hline \end{array}$$

Subtraction using Expanded Form

Step 3

$$72 - 58 =$$

Now look at your ones.

Do you have more on top or
more on the floor?

You have more on the floor!

So you need to go next
door and get 10 more!

$$\begin{array}{r} 72 \rightarrow 70 + 2 \\ - 58 \rightarrow \quad 50 + 8 \\ \hline \end{array}$$

Subtraction using Expanded Form

Step 4

$$72 - 58 =$$

So go next door and get 10 more!

$$\begin{array}{r} 72 \\ - 58 \\ \hline \end{array} \rightarrow \begin{array}{r} 60 \quad 12 \\ \cancel{70} + \cancel{2} \\ - 50 + 8 \\ \hline \end{array}$$

Subtraction using Expanded Form

Step 5

$$72 - 58 =$$

Now subtract your ones!

$$12 - 8 =$$

You should get 4!

Diagram illustrating the subtraction process using expanded form:

$$\begin{array}{r} 72 \\ - 58 \\ \hline \end{array} \rightarrow \begin{array}{r} 60 \\ \cancel{70} \\ - 50 \\ \hline \end{array} + \begin{array}{r} \cancel{12} \\ \cancel{2} \\ + 8 \\ \hline + 4 \end{array}$$

Subtraction using Expanded Form

Step 6

$$72 - 58 =$$

Your done in your ones!
Check it off!

$$\begin{array}{r} 72 \\ - 58 \\ \hline \end{array} \rightarrow \begin{array}{r} 60 \\ \cancel{70} \\ - 50 \\ \hline \end{array} + \begin{array}{r} 12 \\ \cancel{2} \\ 10 \\ \hline \end{array} + 4 = 14$$

Subtraction using Expanded Form

Step 7

$$72 - 58 =$$

Now, move to your tens!

Ask yourself, "Is there more on top or more on the floor?"

You have more on the top!

$$\begin{array}{r} 72 \rightarrow \cancel{70} + \cancel{2} \\ - 58 \rightarrow \underline{} 50 + 8 \\ \hline + 4 \end{array}$$

Subtraction using Expanded Form

Step 8

$$72 - 58 =$$

Now, subtract your tens!

$$60 - 50 =$$

You should get 10!

$$\begin{array}{r} 72 \\ - 58 \\ \hline \end{array} \rightarrow \begin{array}{r} 60 \\ \cancel{70} \\ 50 \\ \hline 10 \end{array} \quad \begin{array}{r} 12 \\ + \cancel{2} \\ + 8 \\ \hline 4 \end{array}$$

Subtraction using Expanded Form

Step 9

$$72 - 58 =$$

Now combine your tens and
your ones!

The solution to this problem
is 14!

$$\begin{array}{r} 72 \\ - 58 \\ \hline \end{array} \rightarrow \begin{array}{r} 60 \quad 12 \\ \cancel{70} + \cancel{2} \\ - 50 + 8 \\ \hline 10 + 4 \\ 14 \end{array}$$

Subtraction using an Open Number Line

Subtraction using an Open Number Line

Step 1

$$72 - 58 =$$

Draw an Open Number Line



Subtraction using an Open Number Line

Step 2

$$72 - 58 =$$

Put the first number at the end of the line.



Subtraction using an Open Number Line

Step 3

$$72 - 58 =$$

Expand 58 into tens and ones

$$58 = 50 + 8$$



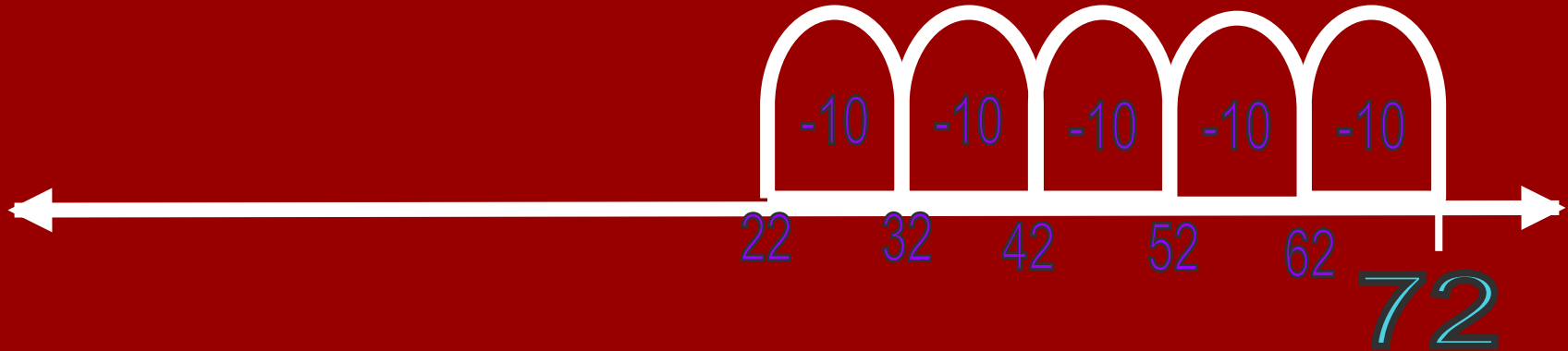
Subtraction using an Open Number Line

Step 4

$$72 - 58 =$$

Subtract 50 by 10s as shown below.

$$58 = 50 + 8$$



Subtraction using an Open Number Line

Step 4

$$72 - 58 =$$

Now subtract the 8 by 1s.

You should land on 14!

$$58 = 50 + 8$$

