

Directional Terms Mad Libs

In a random order, choose 5 of the directional terms below.
Write them down, numbered 1-5, on your blank piece of paper.

Anterior

Medial

Inferior

Superficial

Posterior

Lateral

Superior



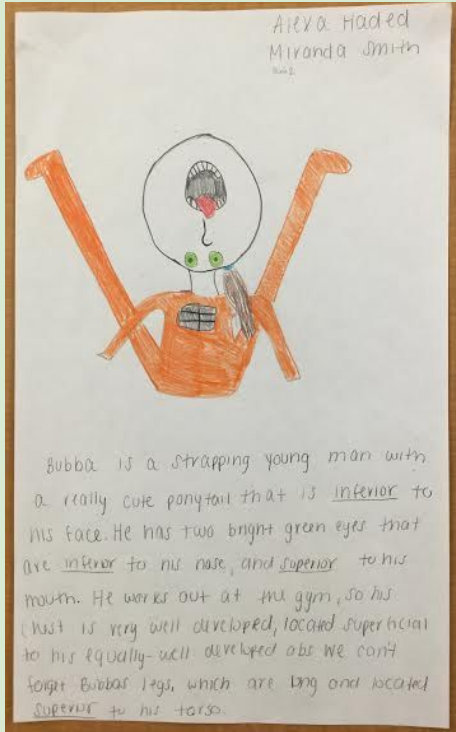
Deep

Directional Terms Mad Libs

Now put your words, in the order that you chose, into the following story. Then copy the entire story onto the top or bottom of your 8.5 x 11 paper:

Bubba is a strapping young man with a really cute ponytail that is 1) _____ to his face. He has two bright green eyes that are 2) _____ to his nose, and 3) _____ to his mouth. He works out at the gym, so his arms are very well developed located 4) _____ to his equally-well developed abs. We can't forget Bubba's legs, which are long and located 5) _____ to his torso.

Draw Bubba! (Sketch first, then recopy and color Bubba on blank paper for final submission.) You may use labels if needed. Be sure to include the mad-lib completed paragraph in your final drawing.



Directional Terms Mad Libs

Questions:

1. What did you notice about the person you drew?
2. Why is it important to know directional terms as a healthcare worker?
3. What happens if you use the wrong directional terms?