

Concrete students and families!!

You can check out books from our school library from home! To do this you will need to learn how to login and search the Concrete School's online Library catalog and select books to put on hold from the Library. Some of you already know how to do this, but in case you don't I am including directions on how to do this. If you already have library books out. Remember to return your library books first so that you can check more books out! There will be a book drop box in the school entrance for you to return your books.

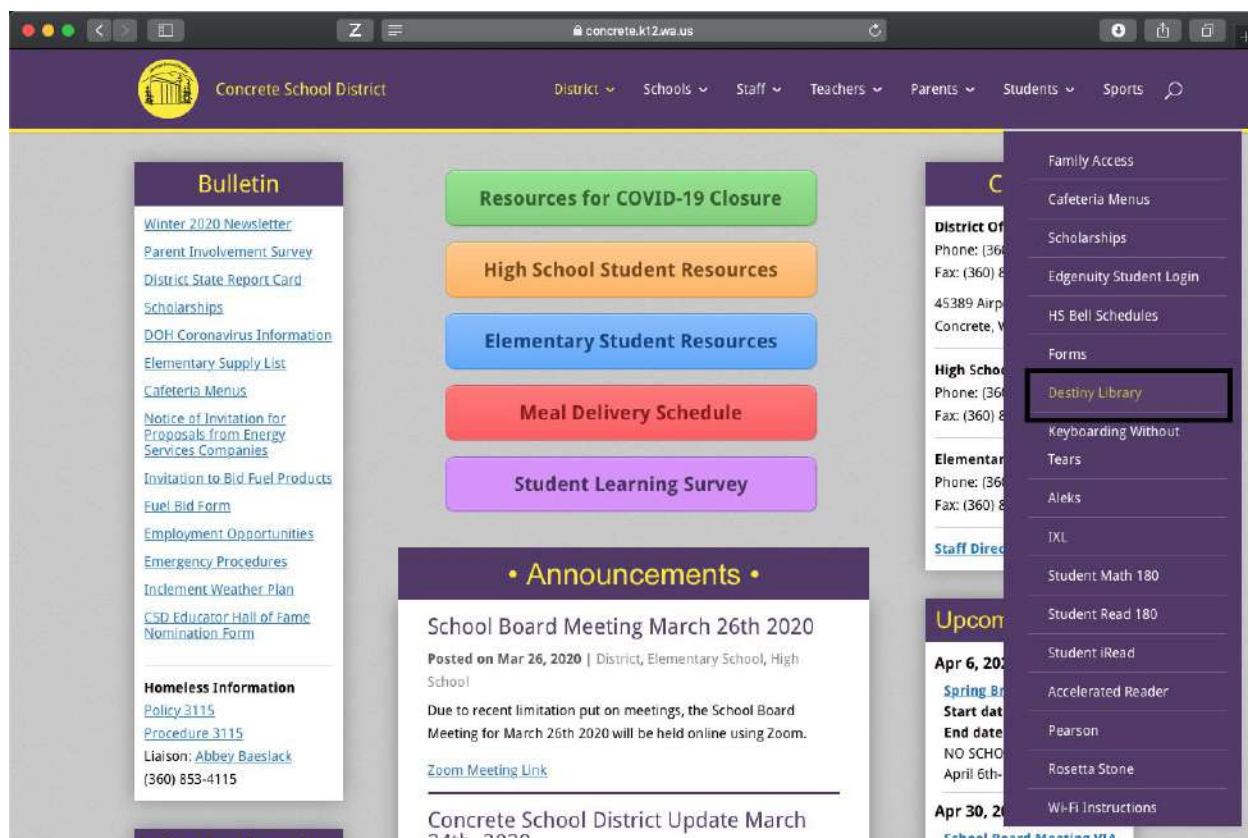
Here is how you can place books on hold so that I can get them out to you. Some of you will need your parents to help!

Go to the Concrete School's Homepage

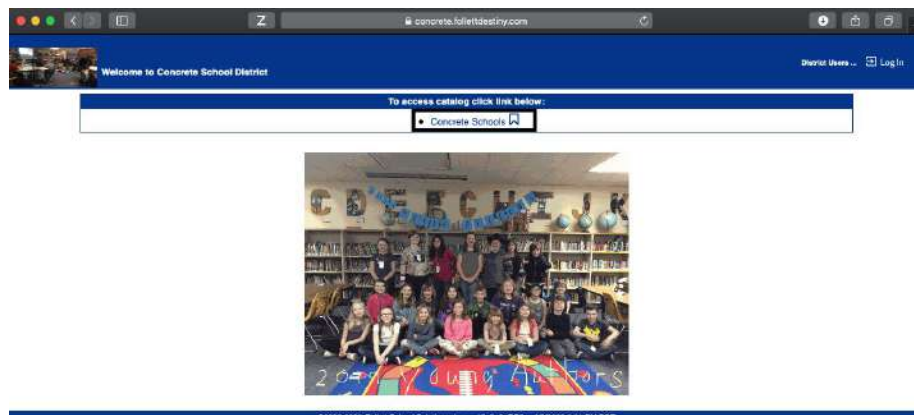
[Concrete School District](http://www.concrete.k12.wa.us) www.concrete.k12.wa.us

then to the student's drop down menu

Select **Destiny Library**



Select
Concrete Schools



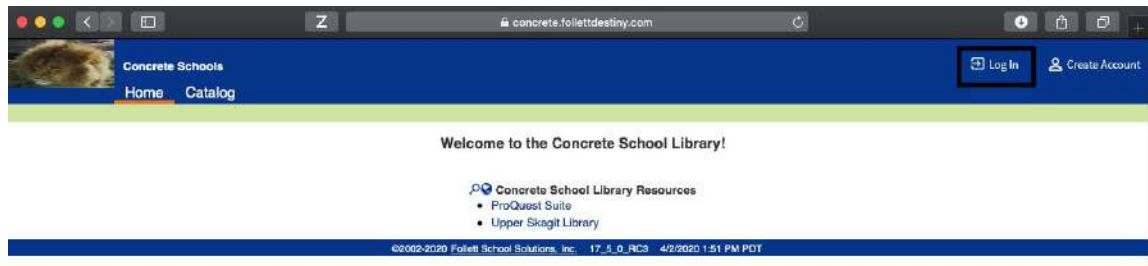
Log in at the top right of this page.

Your user name is the same as it is for Accelerated Reader.

user name: last 2 digits of the year you will graduate, your first initial of your first name, first 5 letters of your last name.

(example for Jane Doe graduating 2025 user name: 25jdoe)

password: school



Searching Destiny Library with Basic Searches

Destiny Library offers flexible searching options with its Basic Visual search features.

Using Basic Search

A Basic search lets you use simple search terms or phrases to find materials. To conduct a Basic search:

1. Go to **Catalog>Library Search>Basic**.

2. Enter a search term in the Find field.

3. Select one of the following search buttons:

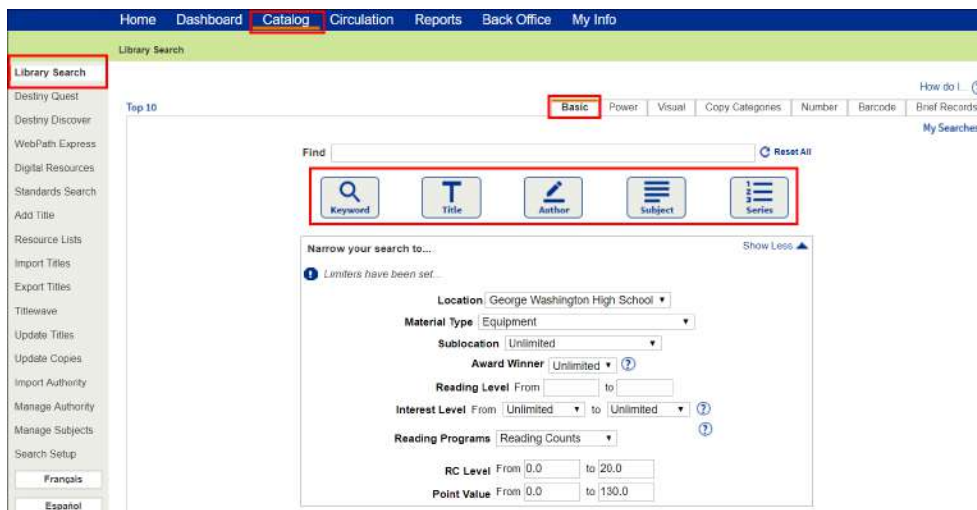
Keyword: Finds all title, author, subject, series, and note tags (fields of information) in the district's title records.

Title: Finds the term anywhere in a title.

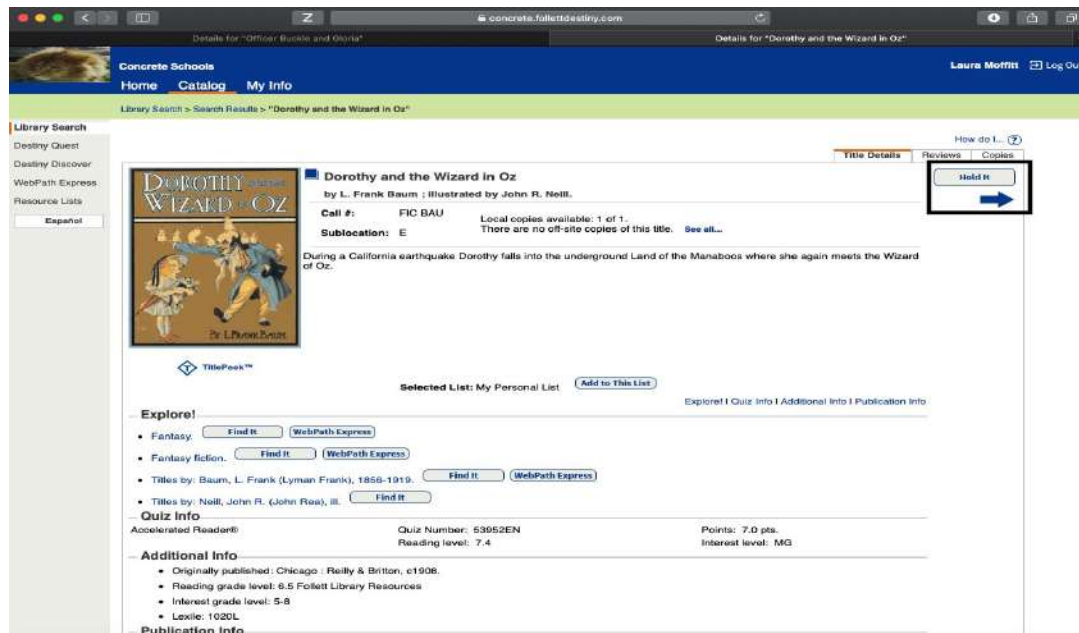
Author: Finds authors and illustrators.

Subject: Finds titles about a particular subject, topic, person, or place

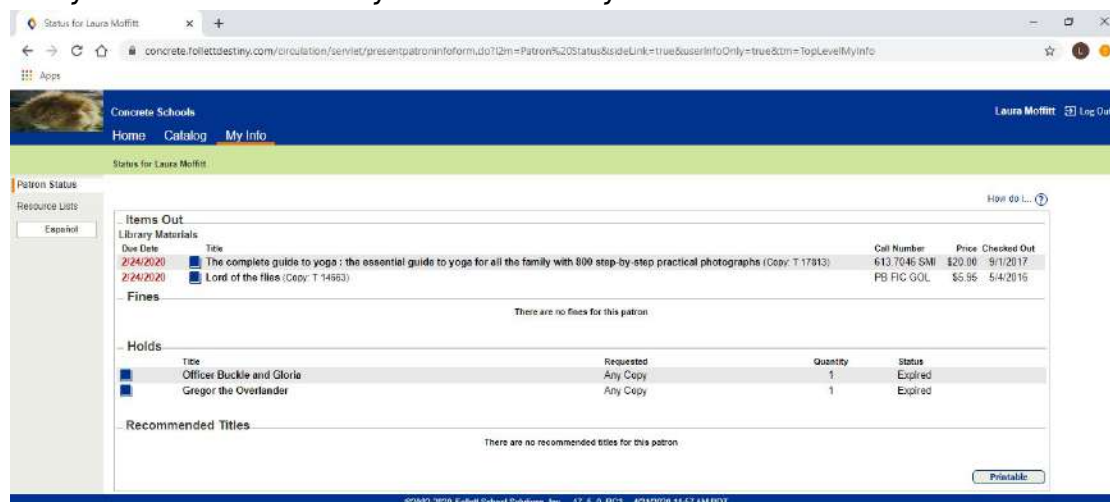
Series: Finds titles in a particular series of books.



Once you have found the item you are looking for simply place it on hold by selecting the **Hold It** button.



Next check the **My Info** tab to make sure that your requests have been put on hold and that you have returned any books that may be overdue.



Note: If the book you have put on hold is already checked out it may take awhile to get. It all depends on the book getting returned to school so that you can get it. I will place your book requests/holds in the entrance to the school with your classroom boxes.

If you need help please email me! lmoffitt@concrete.k12.wa.us