

# Objects Neatly Arranged

...

Adam Hillman: The Master of Symmetry and  
Visually Satisfying Arrangements

# Adam Hillman





Adam Hillman is an American artist who uses household objects, food, candy and office supplies to build intricate patterns and visually satisfying arrangements.



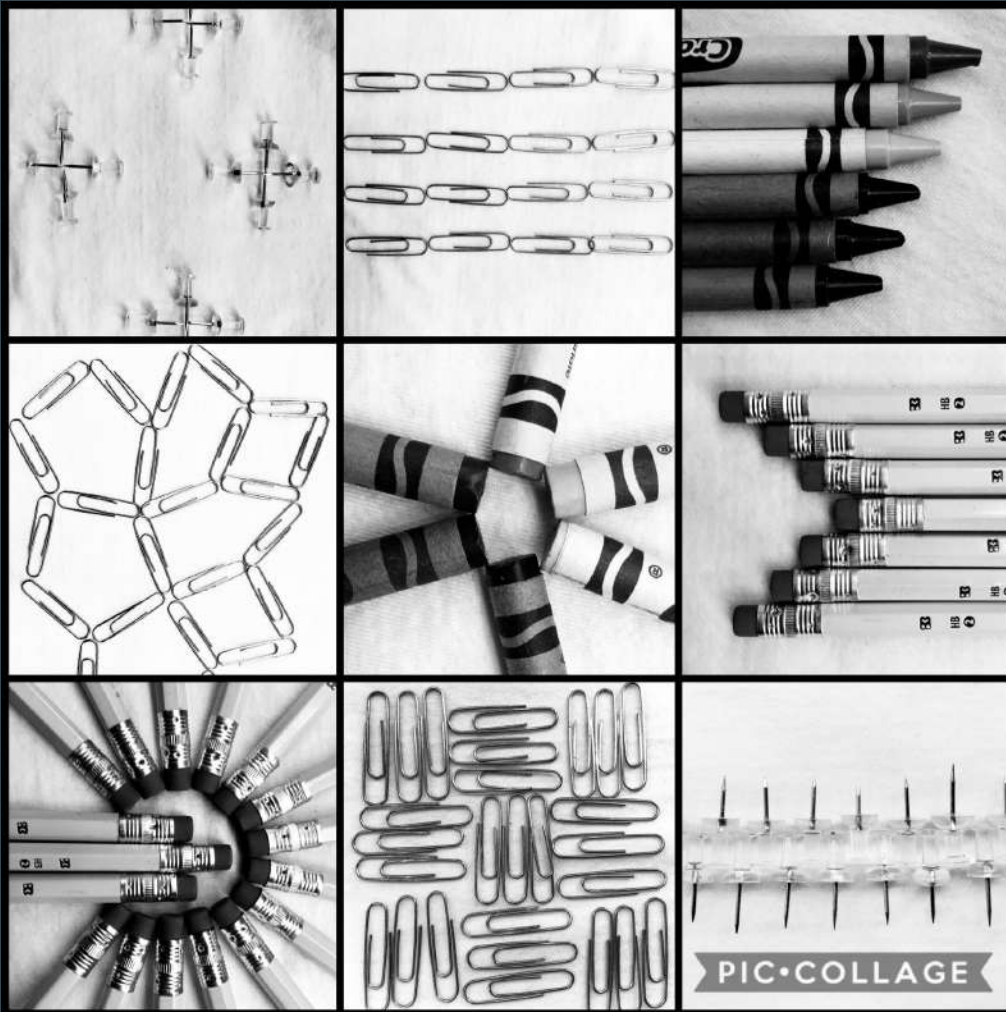
Let's check out a slideshow of his work.




# Student Examples





















PIC•COLLAGE





# How You Can Create Little Square of Order & Symmetry

- You can use basic office/household supplies, candy, noodles, art supplies, buttons or anything you have a lot of and a simple color paper background to create images that highlight shape, repetition, pattern and symmetry. It would be a good idea to shoot with the 1:1 ratio Square format.
- Edit one picture to perfection, and then when you open up your next picture to edit, choose "last edits" under the "looks" section of Snapseed, so your pictures are edited all in a consistent way. You can choose if you want them in color or black & white, but they must all be consistently edited (color/contrast/clarity).
- You will then create a **GRID collage of 9 images in PicCollage** so that they look like a grid.

This project requires you to gather stuff around your house, and to shoot against a solid surface like a piece of white paper. Shoot from above to get that lay flat sort of look. This should take you 30-60 minutes of shooting and editing.