



Vocabulary

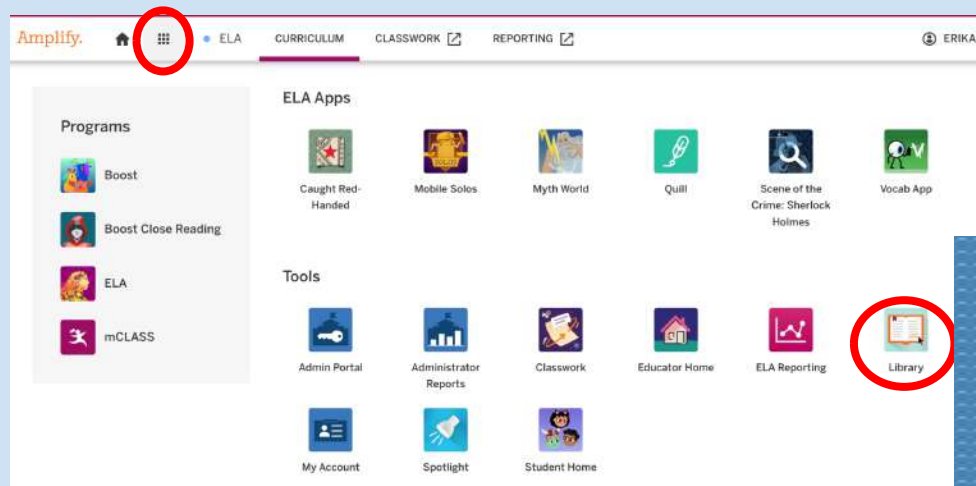
Gruff- adjective- The art critic's **gruff** response upset the students.



Scavenger Hunt: Speed Search

Directions:

1. Navigate to the Library by selecting Programs & Apps to find the Library icon. It will open in a new tab.
2. Work with your team to find a book title that would contain information to help you with each question below.
3. Use "List" or "Genre" of the search function.
4. Have one group member raise a hand when you have found all categories.



1. You want to read a book about a kid your age.

Book title:

2. You want to read something set in an imaginary world.

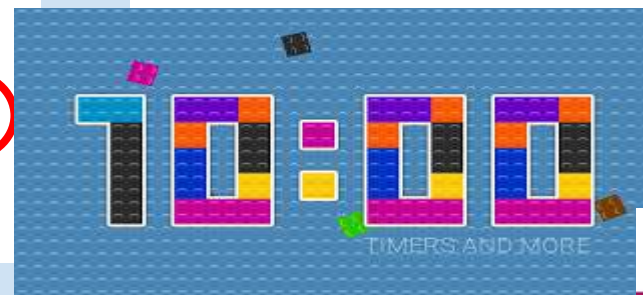
Book title:

3. You love learning about real-world adventures.

Book title:

4. You want to read a book in Spanish.

Book title:




Directions:

1. Open one of the books you chose.
2. Explore the Library tools on the toolbar.
3. Try to highlight one sentence and add an annotation of your choosing to this sentence. Teach your partner this skill, if needed.






**What is
happening in
this picture?**






**What is
happening in
this picture?**





**What is
happening in
this picture?**



**What is
happening in
this picture?**



Think about recent lunches in the cafeteria. List three moments that you noticed.

1

4

INDIVIDUAL
Introduce: Zooming In on
One Moment



Look again at this moment.

What details did this girl use to describe something she noticed during this moment at lunch?



I always loved pizza at school, but this pizza looked like it had been run over by a Zamboni. The pepperoni smelled like an old wet dog. I wasn't really sure if I should even be touching it let alone eating it! My mouth began to quiver.

↓ Scroll for more ↓



What caught this writer's attention?

What are the specific details the writer used to describe this moment?

Is there another detail the author could have focused on?


- A description of her face?
- A detail about the smell of something
- A detail about how it tasted?

Directions

1. Look at your list of moments you noticed during lunch.
2. Choose one moment on your list that you can describe with precise details.

Original Prompt

Think about recent lunches in the cafeteria. List three moments that you noticed.



[Return to source activity](#) Sub-unit 2 Lesson 1 Activity 4

Write one sentence, using details to begin to describe that moment for the reader.

The Student's Mindset

Take academic and social risks.

Write about one thing that grabs your attention.

Read carefully, observe closely, and share what you think.

Show your classmates the impact they are making.

Write with the reader in mind. Read with the writer in mind.



Rules for Writing

- 1.** Use the whole time to write.
- 2.** Ask for help once, if necessary, then continue writing.
- 3.** Keep focused on your own work—don't distract your classmates.
- 4.** NO: talking, trips for water, or surfing.



Students write for 12 minutes to practice the skill of Focus by using precise details to describe one small moment from lunch.(12 min)



Write about one moment from lunch.



Write here...



Rules for Sharing

IF YOU ARE READING...

- 1.** Read loudly & slowly.
- 2.** When you're done, call on two volunteers to respond.

IF YOU ARE LISTENING...

- 1.** Raise your hand if you want to respond.
- 2.** Tell the reader which details made an impact on you.



Response Starters

1. You created a clear picture in my mind when you wrote ____.
2. I liked when you used the word ____ because ____.
3. I saw what you meant about ____ when you wrote ____.

Write down one moment from school that you noticed today that you can explain to your family member.

02:00



Write 3–4 sentences about one moment that you noticed on your way home from school.

