




# *Cycle of Infection*

## *Mobile Creation*

### *Guidelines*



Create a mobile (just like the ones that go over a baby's crib) that includes and describes with a picture or diagram each of the 6 steps of the cycle of infection. Then underneath each of the infection cycle steps, describe that step for a specific microbe/disease. For example:

| Infectious Agent  | Reservoir   | Portal of Exit                         | Mode of Transmission     | Portal of Entry                                   | Susceptible Host   |
|---|---|--|--------------------------|---|--|
| Ebolavirus<br> | Fruit bats or humans<br> | Vomit, blood, feces, other body fluids | Contact with body fluids | Mucous membranes, broken skin, respiratory system | Humans, bats, monkeys, apes<br> |

Create a new set of rings/information for three different diseases/microbes, and you may not use the example described above. Each of your cycle steps must have a picture or diagram to describe them, and 3/6 of each of your specific disease information must have pictures or diagrams to accompany them. You may draw/design your artwork, or may print it.

The grading rubric is on the back of this page--please turn it in with your mobile when you have finished.

## ***Cycle of Infection Mobile Rubric***

Student Name:

| Category                      | 25  | 19   | 15  | 13   |
|-------------------------------|---|--|---|--|
| Construction                  | Great care taken in construction process so that the structure is neat, attractive and follows plans accurately.                        | Construction was careful and accurate for the most part, but 1-2 details could have been refined for a more attractive product.        | Construction accurately followed the plans, but 3-4 details could have been refined for a more attractive product.                      | Construction appears careless or haphazard. Many details need refinement for a strong or attractive product. |
| Steps of Infection Cycle      | Includes all 6 steps of the infection cycle, and describes all 6 with a diagram or picture.   | Includes all 6 steps of the infection cycle, describes most with a diagram or picture, or perhaps only with words.                     | Includes all 6 steps of the infection cycle, but does not include any diagrams or pictures.   | Leaves out some steps of the infection cycle.  |
| Specific Microbes or Diseases | Includes 3 specific microbes/diseases, all 6 steps in the infection cycle for each, and has a picture or diagram for 3/6 steps of each. | Includes 3 specific microbes/diseases, all 6 steps in the infection cycle for each, and has some pictures or diagrams for each.        | Includes 3 specific microbes/diseases, some of the 6 steps in the infection cycle for each, and has some pictures or diagrams for each. | Has information on fewer than 3 specific microbes/diseases.  |
| Information Accuracy          | Information is accurate and well organized throughout the mobile, suggesting a thorough understanding of the cycle of infection         | Information is accurate but does not seem to be organized in a manner that suggests a thorough understanding of the cycle of infection | Information is mostly accurate, but unorganized   | Information is inaccurate and unorganized  |