



Roman Catholic Diocese of Harrisburg

Art Curriculum for Kindergarten through 8th Grade

Media and Skills:

-PAINTING

Transparent
watercolors – techniques
wet on wet
dry brush
Opaque
Tempera

Brushes, Tools, Equipment

correct use
correct care
correct storage
Color mixing
Style of paint application

-Weaving Process

paper strands
terminology

-PRINTMAKING

Stamping/Stenciling
Mono-print
texture rubbing

-SCULPTURE

Molding
Construction
paper (curl, fold, score,
glue, fringe)
cardboard (cut, glue)

-COLLAGE/MONTAGE

Cut/tear
Papers

-CLAY BODIES

Manipulate to create form
Pinch

-CRAFTS/FOLK ARTS

Decorative arts
lettering
stamping/stenciling/incising
painting/printing
montage/collage

Demonstrate Knowledge of
at least two kinds of art:

Art Nouveau

Avant-garde

Baroque

Classicism

Constructivism

Cubism

Dada / Dadaism

Expressionism

Fauvism

Futurism

Impressionism

Installation Art

Land Art / Earth Art

Minimalism

Pointillism

Pop Art

Rococo

Surrealism

Suprematism

Modern

Contemporary

Other

Know and use the elements and principles of each art form to create works in the arts

-Elements

Line

Shape

Color

Value

Space

Form

Texture

-Principles

Balance

Movement

Unity

Contrast

Pattern

Emphasis

Rhythm

Learning Objectives:

- A. Know and use the elements and principles to create original works in the visual arts field.
- B. Develop the ability to produce, review and revise original works in the field of visual arts.
- C. Develop vocabulary specific to visual arts production, history, culture, criticism and aesthetics.
- D. Develop knowledge of visual arts styles through performance or exhibition of unique works.
- E. Develop ability to communicate ideas, points of view, emotions, or actions through visual arts.
- F. Develop ability to explain and analyze the artwork of others and things that influenced it.
- G. Develop an understanding of and appreciation for the necessity of practice and rehearsal.
- H. Use materials, equipment and tools effectively and safely in the production of works of art.
- I. Develop an appreciation for arts events in the school, local community, and state regions.
- J. Develop skills in the use of traditional and contemporary technologies for work in the arts.
- K. Further appreciation of the arts through use of traditional and contemporary technologies.

Pennsylvania State Standards-Art

9.1 Production, Performance, and Exhibition: The goals for this area focus on the manipulative skills and conceptual understanding to be achieved by the learners in order to produce, perform, and exhibit their own works in the arts.

9.2 Historical and Cultural Contexts: Historical and Cultural Contexts: The goals for this area focus on the skills and knowledge to be achieved by the learners that are needed to identify, compare, contrast, and analyze works in the arts in their historical and cultural context. Effort should be made to coordinate with district's social studies, literature, and other curricula when possible

9.3 Critical Response: The goals for this area focus on the skills and knowledge to be achieved by the learners that are needed to examine, analyze, interpret, and evaluate works in the arts. Emphasis should be placed on developing various processes of critical analysis that will allow the learner to interpret meaning(s) of a work of art.

9.4 Aesthetic Response: The goals for this area focus on the skills and knowledge to be achieved by the learners that are needed to investigate the philosophical aspects of work in the arts. The learner explores personal and historical definitions of art and art's varied purposes. Emphasis should be placed on examining how aesthetic choices impact the intended and/or interpreted meanings


Search National Core Art Standards and Content by Grade Level

Kindergarten

First Grade

Second Grade

Third Grade



**THE DIOCESE
OF HARRISBURG**

Eighth Grade

Fourth Grade

Fifth Grade

Sixth Grade

Seventh Grade

Kindergarten Content



- Know the difference between art materials, techniques, and processes used in creating the visual arts.
- Describe how different materials and techniques can cause different outcomes or responses.
- Use different media, techniques, and processes to communicate.
- Use art materials and tools in a safe and responsible manner.
- Recognize the organization of ideas in the production of art
- Understand “Art” as a form of expression and visual statement.
- Understand specific content in works of art.
- Use symbols, subject matter, and ideas to communicate meaning in their artwork.
- Know that the visual arts have a history and specific relationships to different cultures.
- Be able to identify specific works of art as belonging to a particular culture, time, or place.
- Understand there are different reasons and purposes for creating visual art

Kindergarten National Standards



VA:Cr1.1.Ka Engage in exploration and imaginative play with materials.

VA:Cr1.2.Ka Engage collaboratively in creative art-making in response to an artistic problem.

VA:Cr2.1.Ka Through experimentation, build skills in various media and approaches to artmaking.

VA:Cr2.2.Ka Identify safe and non-toxic art materials, tools, and equipment.

VA:Cr2.3.Ka Create art that represents natural and constructed environments.

VA:Cr3.1.Ka Explain the process of making art while creating.

VA:Pr4.1.Ka Select art objects for personal portfolio and display, explaining why they were chosen.

VA:Pr6.1.Ka Explain what an art museum is and distinguish how an art museum is different from other buildings.

VA:Re7.1.Ka Identify uses of art within one's personal environment.

VA:Re7.2.Ka Describe what an image represents.

VA:Re8.1.Ka Interpret art by identifying subject matter and describing relevant details.

VA:Re9.1.Ka Explain reasons for selecting a preferred artwork.

VA:Cn10.1.Ka Create art that tells a story about a life experience.

VA:Cn11.1.Ka Identify the purpose of an artwork.

First Grade Content



Primary, Secondary, warm and cool colors.

Forms and shapes such as Geometric, Square, Circle, Oval, Rectangle, Triangle, Diamond.

Contour and Directional lines.

Actual/Real Space, Linear Space, Positive Space, Negative Space.

Actual/Real Texture. Rubbings or “frottage”.

Value: Contrast.

Balance/Symmetry.

Natural Proportion/Scale.

Repetition/ Patterns: random and planned.

Visual Unity/Harmony.

Combine a variety of elements and principles of art and evaluate own artwork.

Recognize and use fundamental vocabulary.

Use knowledge of varied styles in performance or exhibit.

Describe and use knowledge of a specific style in display or art work.

Create Artwork to Define an object

Express emotion

Illustrate an action Relate an experience.

First Grade National Standards



VA:Cr1.1.1a

Engage collaboratively in exploration and imaginative play with materials.

VA:Cr1.2.1a

Use observation and investigation in preparation for making a work of art.

VA:Cr2.1.1a

Explore uses of materials and tools to create works of art or design

VA:Cr2.2.1a

Demonstrate safe and proper procedures for using materials, tools, and equipment while making art.

VA:Cr2.3.1a

Identify and classify uses of everyday objects through drawings, diagrams, sculptures, or other visual means.

VA:Cr3.1.1a

Use art vocabulary to describe choices while creating art.

VA:Pr4.1.1a

Explain why some objects, artifacts, and artwork are valued over others

VA:Pr5.1.1a

Ask and answer questions such as where, when, why, and how artwork should be

VA:Pr6.1.1a

Identify the roles and responsibilities of people who work in and visit museums and other art venues.

VA:Re.7.1.1a

Select and describe works of art that illustrate daily life experiences of one's self and others.

VA:Re.7.2.1a

Compare images that represent the same subject.

VA:Re8.1.1a

Interpret art by categorizing subject matter and identifying the characteristics of form.

VA:Re9.1.1a

Classify artwork based on different reasons for preferences.

VA:Cn10.1.1a

Understand that people from different places and times have made art for a variety of reasons.

Second Grade Content



Color
Primary
Secondary
Intermediate
Warm/Cool

Form/Shape
Geometric
Square
Circle
Oval
Rectangle
Triangle
Diamond
Biomorphic or natural
2 dimensional/3 dimensional

Line
Contour
Directional

Space
Positive/Negative

Texture
Actual or real
Rubbing or “frottage”

Value
Contrast

Balance
Symmetrical

Contrast
Value contrast
Color

Warm/Cool

Proportion/Scale
Natural

Repetition
Pattern/Random; planned

Unity/Harmony
Visual

Develop the ability to produce,
review and revise original works
in the field of visual arts.
Combine a variety of elements.
Combine a variety of principles.
Evaluate own artwork.

Recognize vocabulary

Use knowledge of varied
styles in performance or
exhibit.
Describe and use
knowledge of a specific
style in display or
art work.

Create works of art to:

Define an object
Express emotion
Illustrate an action
Relate an experience

Identify works of other
artists.

Identify proper storage

Second Grade National Standards



VA:Cr1.1.2a Brainstorm collaboratively multiple approaches to an art or design problem.

VA:Cr1.2.2a Make art or design with various materials and tools to explore personal interests, questions, and curiosity.

VA:Cr2.1.2a Experiment with various materials and tools to explore personal interests in a work of art or design.

VA:Cr2.2.2a Demonstrate safe procedures for using and cleaning art tools, equipment, and studio spaces.

VA:Cr2.3.2a Repurpose objects to make something new.

VA:Cr3.1.2a Discuss and reflect with peers about choices made in creating artwork

VA:Pr4.1.2a Categorize artwork based on a theme or concept for an exhibit.

VA:Pr5.1.2a Distinguish between different materials or artistic techniques for preparing artwork for presentation.

VA:Pr6.1.2a Analyze how art exhibited inside and outside of schools (such as in museums, galleries, virtual spaces, and other venues) contributes to communities.

VA:Re7.1.2a Perceive and describe aesthetic characteristics of one's natural world and constructed environments.

VA:Re7.2.2a Categorize images based on expressive properties.

VA:Re8.1.2a Interpret art by identifying the mood suggested by a work of art and describing relevant subject matter and characteristics of form.

VA:Re9.1.2a Use learned art vocabulary to express preferences about artwork.

VA:Cn10.1.2a Create works of art about events in home, school, or community life.

VA:Cn11.1.2a Compare and contrast cultural uses of artwork from different times and places

Third Grade Content



Color
Primary
Secondary
Intermediate
Warm/Cool

Space
Actual or real
Sculptural
Linear space
Positive/Negative

Proportion/Scale
Natural

Repetition
Pattern/Random; planned

Create works of art to:
Define an object
Express emotion
Illustrate an action
Relate an experience
Know and demonstrate how arts
can communicate
stories, experiences or emotions.

Form/Shape
Geometric
Square
Circle
Oval
Rectangle
Triangle
Diamond
Biomorphic or natural
2 dimensional/3 dimensional

Texture
Actual or real
Rubbing or “frottage”

Unity/Harmony
Visual
Textural

Identify works of other artists.

Line
Contour
Expressive
Gestural
Directional

Value
Contrast
Balance
Symmetrical
Emphasis/Focal point
Focal areas

Combine a variety of elements.
Combine a variety of principles.
Evaluate own artwork.

Recognize differences
Know how to work in variety
Work well in selected space.

Recognize vocabulary

Use knowledge of varied styles in
performance or exhibit.
Describe and use knowledge of a specific
style in display or
art work.

Identify proper storage
Describe proper storage
Store materials properly

Third Grade National Standards



VA:Cr1.1.3a Elaborate on an imaginative idea.

VA:Cr1.2.3a Apply knowledge of available resources, tools, and technologies to investigate personal ideas through the art-making process.

VA:Cr2.1.3a Create personally satisfying artwork using a variety of artistic processes and materials.

VA:Cr2.2.3a Demonstrate an understanding of the safe and proficient use of materials, tools, and equipment for a variety of artistic processes.

VA:Cr2.3.3a Individually or collaboratively construct representations, diagrams, or maps of places that are part of everyday life.

VA:Cr3.1.3a Elaborate visual information by adding details in an artwork to enhance emerging meaning

VA:Pr4.1.3a Investigate and discuss possibilities and limitations of spaces, including electronic, for exhibiting artwork.

VA:Pr5.1.3a Identify exhibit space and prepare works of art including artists' statements for presentation.

VA:Pr6.1.3a Identify and explain how and where different cultures record and illustrate stories and history of life through art.

VA:Re7.1.3a Speculate about processes an artist uses to create a work of art.

VA:Re7.2.3a Determine messages communicated by an image.

VA:Re8.1.3a Interpret art by analyzing use of media to create subject matter, characteristics of form, and mood.

VA:Re9.1.3a Evaluate an artwork based on given criteria.

VA:Cn10.1.3a Develop a work of art based on observations of surroundings.

VA:Cn11.1.3a Recognize that responses to art change depending on knowledge of the time and place in which it was made.

Fourth Grade Content



Color
Intermediate
Warm/Cool
Complimentary

Form/Shape
Geometric
Square
Circle
Oval
Rectangle
Triangle
Diamond
Biomorphic or natural
2 dimensional/3 dimensional

Line
Contour
Expressive
Gestural
Implied
Directional
Hatching for value

Space
Actual or real
Sculptural
Linear space
Positive/Negative

Texture
Actual or real
Rubbing or “frottage”
Value
Contrast

Balance
Symmetrical

Contrast
Value contrast
Color
Warm/Cool

Emphasis/Focal point
Focal areas

Movement/Rhythm
Linear
Regular/Irregular

Proportion/Scale
Natural

Repetition
Pattern/Random; planned

Unity/Harmony
Visual

Develop the ability to
produce, review and revise
original works in the field
of visual arts.

Combine a variety of
elements.

Combine a variety of
principles.

Evaluate own artwork.

Develop vocabulary
specific to visual arts
production, history,
culture, criticism and
aesthetics. List
APPENDIX A.

Recognize vocabulary and
use fundamental.

Create works of art to:
Define an object
Express emotion
Illustrate an action
Relate an experience
Know and demonstrate
how arts can communicate
stories, experiences or
emotions.

Develop ability to explain
and analyze the artwork of
others and things that
influenced it.
Identify works of other
artists.

Develop an understanding of
and appreciation for the
necessity of practice and
rehearsal.
H. Use materials, equipment
and tools effectively and
safely in the production of
works of art.

Describe.
Recognize differences

Know how to work in variety

Identify proper storage
Describe proper storage
Store materials properly

Fourth Grade National Standards



VA:Cr1.1.4a Brainstorm multiple approaches to a creative art or design problem.

VA:Cr1.2.4a Collaboratively set goals and create artwork that is meaningful and has purpose to the makers.

VA:Cr2.1.4a Explore and invent art-making techniques and approaches.

VA:Cr2.2.4a When making works of art, utilize and care for materials, tools, and equipment in a manner that prevents danger to oneself and others.

VA:Cr2.3.4a Document, describe, and represent regional constructed environments.

VA:Cr3.1.4a Revise artwork in progress on the basis of insights gained through peer discussion.

VA:Pr4.1.4a Analyze how past, present, and emerging technologies have impacted the preservation and presentation of artwork.

VA:Pr5.1.4a Analyze the various considerations for presenting and protecting art in various locations, indoor or outdoor settings, in temporary or permanent forms, and in physical or digital formats

VA:Pr6.1.4a Compare and contrast purposes of art museums, art galleries, and other venues, as well as the types of personal experiences they provide.

VA:Re7.1.4a Compare responses to a work of art before and after working in similar media.

VA:Re7.2.4a Analyze components in visual imagery that convey messages.

VA:Re8.1.4a Interpret art by referring to contextual information, and analyzing relevant subject matter, characteristics of form, and use of media.

VA:Re9.1.4a Apply one set of criteria to evaluate more than one work of art.

VA:Cn10.1.4a Create works of art that reflect community cultural traditions.

VA:Cn11.1.4a Through observation, infer information about time, place, and culture in which a work of art was created.

Fifth Grade Content



Color
Intermediate
Warm/Cool
Complimentary
Analogous

Texture
Collage
Simulated

Value
High-key/Low-key

Form/Shape

Biomorphic or natural

Balance
Symmetrical
Asymmetrical

Line
Expressive
Gestural
Implied
Directional
Hatching for value

Contrast
Value contrast
Color
Intensity
Simultaneous
Emphasis/Focal point

Space
Sculptural
Architectural
Linear space

Focal areas
Visual emphasis with shapes

Movement/Rhythm
Linear
Visual
Regular/Irregular
Staccato

Proportion/Scale
Natural
Relational
Repetition
Pattern/Random; planned
Pattern/Radial
Unity/Harmony

Textural
B. Develop the ability to
produce, review and revise
original works in the field of
visual arts.

Textural
B. Develop the ability to
produce, review and revise
original works in the field of
visual arts.

Combine a variety of
elements.
Combine a variety of
principles.
Evaluate own artwork.

Develop the ability to
produce, review and revise
original works in the field of
visual arts.

Combine a variety of
elements.
Combine a variety of
principles.
Evaluate own artwork.

Develop vocabulary specific
to visual arts production,
history, culture, criticism and
aesthetics. List APPENDIX
A.
Recognize vocabulary and
use fundamental.

Develop knowledge of visual
arts styles through
performance or exhibition of
unique works.
Use knowledge of varied
styles in performance or
exhibit.
Describe and use knowledge
of a specific style in display
or
art work.

Fifth Grade Content Continued



Create works of art to:

Define an object

Express emotion

Illustrate an action

Relate an experience

Develop ability to explain and analyze the artwork of others and things that influenced it.

Identify works of other artists.

Describe works of other artists.

Explain works of other artists.

Develop an understanding of and appreciation for the necessity of practice and rehearsal.

H. Use materials, equipment and tools effectively and safely in the production of works of art.

Describe.

Know how to work in variety

Work well in selected space.

Material storage

Describe proper storage

Store materials properly

5th Grade National Standards



VA:Cr1.1.5a Combine ideas to generate an innovative idea for art-making.

VA:Cr1.2.5a Identify and demonstrate diverse methods of artistic investigation to choose an approach for beginning a work of art.

VA:Cr2.1.5a Experiment and develop skills in multiple art-making techniques and approaches through practice.

VA:Cr2.2.5a Demonstrate quality craftsmanship through care for and use of materials, tools, and equipment.

VA:Cr2.3.5a Identify, describe, and visually document places and/or objects of personal significance.

VA:Cr3.1.5a Create artist statements using art vocabulary to describe personal choices in artmaking.

VA:Pr4.1.5a Define the roles and responsibilities of a curator, explaining the skills and knowledge needed in preserving, maintaining, and presenting objects, artifacts and artwork.

VA:Pr5.1.5a Develop a logical argument for safe and effective use of materials and techniques for preparing and presenting artwork.

VA:Pr6.1.5a Cite evidence about how an exhibition in a museum or other venue presents ideas and provides information about a specific concept or topic.

VA:Re7.1.5a Compare one's own interpretation of a work of art with the interpretation of others.

VA:Re7.2.5a Identify and analyze cultural associations suggested by visual imagery.

VA:Re8.1.5a Interpret art by analyzing characteristics of form and structure, contextual information, subject matter, visual elements, and use of media to identify ideas and mood conveyed.

VA:Re9.1.5a Recognize differences in criteria used to evaluate works of art depending on styles, genres, and media as well as historical and cultural contexts.

VA:Cn10.1.5a Apply formal and conceptual vocabularies of art and design to view surroundings in new ways through artmaking.

VA:Cn11.1.5a Identify how art is used to inform or change beliefs, values, or behaviors of an individual or society.

Sixth Grade Content

Color
Complimentary
Analogous

Line
Expressive
Gestural
Implied
Directional
Hatching for value

Space
Architectural
Linear space
1-point perspective
positive/negative

Texture
Collage
Simulated

Value
Contrast
High-key/Low-key
Color in value

Balance
Asymmetrical
Radial
Contrast
Value contrast
Color

Intensity
Simultaneous
Shape
Texture

Emphasis/Focal point
Focal areas
Movement/Rhythm)
Linear
Visual
Regular/Irregular
Staccato

Proportion/Scale
Natural
Relational

Repetition
Pattern/Radial

Unity/Harmony
Visual
Textural

Develop the ability to produce, review and revise original works in the field of visual arts.
Combine a variety of elements.
Combine a variety of principles.
Evaluate own artwork.
Develop and use art theory.
Incorporate general knowledge.
Synthesize general knowledge.


Develop vocabulary specific to visual arts production, history, culture, criticism and aesthetics. List
Recognize vocabulary and use fundamental.

Develop knowledge of visual arts styles through performance or exhibition of unique works.

Use knowledge of varied styles in performance or exhibit.
Describe and use knowledge of a specific style in display or art work.

Create works of art to:
Define an object
Express emotion
Illustrate an action
Relate an experience
Know and demonstrate how arts can communicate stories, experiences or emotions.

Communicate a unifying theme or point of view through a work of visual art.



Sixth Grade Content Continued



Develop ability to explain and analyze the artwork of others and things that influenced it.

Identify works of other artists.

Describe works of other artists.

Explain works of other artists.

Develop an understanding of and appreciation for the necessity of practice and rehearsal.

H. Use materials, equipment and tools effectively and safely in the production of works of art.

Describe.

Explain

Know how to work in variety

Work well in selected space.

Material storage

Describe proper storage

Store materials properly

Sixth Grade National Standards



VA:Cr1.1.6a Combine concepts collaboratively to generate innovative ideas for creating art.

VA:Cr1.2.6a Formulate an artistic investigation of personally relevant content for creating art.

VA:Cr2.1.6a Demonstrate openness in trying new ideas, materials, methods, and approaches in making works of art and design.

VA:Cr2.2.6a Explain environmental implications of conservation, care, and clean up of art materials, tools, and equipment.

VA:Cr3:1.6a Design or redesign objects, places, or systems that meet the identified needs of diverse users.

VA:Cr3.1.6a Reflect on whether personal artwork conveys the intended meaning and revise accordingly.

VA:Pr4.1.6a Analyze similarities and differences associated with preserving and presenting two dimensional, three dimensional, and digital artwork.

VA:Pr5.1.6a Individually or collaboratively, develop a visual plan for displaying works of art, analyzing exhibit space, the needs of the viewer, and the layout of the exhibit.

VA:Pr6.1.6a Assess, explain, and provide evidence of how museums or other venues reflect history and values of a community

.VA:Re7.1.6a Identify and interpret works of art or design that reveal how people live around the world and what they value.

VA:Re7.2.6a Analyze ways that visual components and cultural associations suggested by images influence ideas, emotions, and actions.

VA:Re8.1.6a Interpret art by distinguishing between relevant and non-relevant contextual information and analyzing subject matter, characteristics of form and structure, and use of media to identify ideas and mood conveyed.

VA:Re9.1.6a Develop and apply relevant criteria to evaluate a work of art.

VA:Cn10.1.6a Generate a collection of ideas reflecting current interests and concerns that could be investigated in art-making.

VA:Cn11.1.6a Analyze how art reflects changing times, traditions, resources, and cultural uses.

Seventh Grade Content



Color
Complimentary
Analogous

Line
Gestural
Implied
Hatching for value

Space
Architectural
Linear space
1-point perspective

Texture
Collage
Simulated

Value
Contrast
Graded
High-key/Low-key
Color in value
Balance
Asymmetrical
Radial

Contrast
Value contrast
Color
Intensity
Simultaneous

Emphasis/Focal point
Color dominance
Focal areas
Visual emphasis with shapes

Movement/Rhythm
Linear
Visual
Regular/Irregular
Staccato

Proportion/Scale
Natural
Relational

Repetition
Pattern/Radial

Unity/Harmony
Visual
Textural

Develop the ability to produce,
review and revise original
works in the field of visual
arts.

Combine a variety of
elements.
Combine a variety of
principles.
Evaluate own artwork.

Develop and use art theory.
Incorporate general
knowledge.
Synthesize general knowledge.

Develop vocabulary specific to
visual arts production, history,
culture, criticism and aesthetics.
List
Recognize vocabulary and use
fundamental.

Develop knowledge of visual arts
styles through performance or
exhibition of unique works.
Use knowledge of varied styles in
performance or exhibit.
Describe and use knowledge of a
specific style in display or
art work.

Seventh Grade National Standards



VA:Cr1.1.7a Apply methods to overcome creative blocks.

VA:Cr1.2.7a Develop criteria to guide making a work of art or design to meet an identified goal.

VA:Cr2.1.7a Demonstrate persistence in developing skills with various materials, methods, and approaches in creating works of art or design.

VA:Cr2.2.7a Demonstrate awareness of ethical responsibility to oneself and others when posting and sharing images and other materials through the Internet, social media, and other communication formats.

VA:Cr2.3.7a Apply visual organizational strategies to design and produce a work of art, design, or media that clearly communicates information or ideas.

VA:Cr3.1.7a Reflect on and explain important information about personal artwork in an artist statement or another format.

VA:Pr4.1.7a Compare and contrast how technologies have changed the way artwork is preserved, presented, and experienced.

VA:Pr5.1.7a Based on criteria, analyze and evaluate methods for preparing and presenting art.

VA:Re7.1.7a Explain how the method of display, the location, and the experience of an artwork influence how it is perceived and valued.

VA:Re7.2.7a Analyze multiple ways that images influence specific audiences.

VA:Re8.1.7a Interpret art by analyzing art-making approaches, the characteristics of form and structure, relevant contextual information, subject matter, and use of media to identify ideas and mood conveyed.

VA:Re9.1.7a Compare and explain the difference between an evaluation of an artwork based on personal criteria and an evaluation of an artwork based on a set of established criteria.

VA:Cn10.1.7a Individually or collaboratively create visual documentation of places and times in which people gather to make and experience art or design in the community.

VA:Cn11.1.7a Analyze how response to art is influenced by understanding the time and place in which it was created, the available resources, and cultural uses.

Eighth Grade Content

Color
Complimentary
Analogous
Tertiary

Line
Hatching for value

Space
Architectural
Linear space
1-point perspective
2-point perspective
Aerial perspective

Texture
Collage
Simulated

Value
Contrast
Graded
High-key/Low-key
Color in value

Balance
Asymmetrical
Radial

Contrast
Value contrast
Color
Intensity
Simultaneous
Shape
Texture

Emphasis/Focal point
Color dominance
Focal areas
Visual emphasis with shapes

Movement/Rhythm
Linear

Proportion/Scale
Natural
Relational

Repetition
Pattern/Radial

Unity/Harmony
Visual
Textural

Develop the ability to produce, review and revise original works in the field of visual arts.
Combine a variety of elements.
Combine a variety of principles.
Evaluate own artwork.
Develop and use art theory.
Incorporate general knowledge.
Synthesize general knowledge.

Develop vocabulary specific to visual arts production, history, culture, criticism and aesthetics.
List APPENDIX A.

Recognize vocabulary and use fundamental.

Develop knowledge of visual arts styles through performance or exhibition of unique works.
Use knowledge of varied styles in performance or exhibit.
Describe and use knowledge of a specific style in display or art work.

Create works of art to:
Define an object
Express emotion
Illustrate an action
Relate an experience
Know and demonstrate how arts can communicate stories, experiences or emotions.
Communicate a unifying theme or point of view through a work of visual art.



Eighth Grade Content Continued



Develop ability to explain and analyze the artwork of others and things that influenced it.

Identify works of other artists.

Describe works of other artists.

Explain works of other artists.

Develop an understanding of and appreciation for the necessity of practice and rehearsal.

Use materials, equipment and tools effectively and safely in the production of works of art.

Explain

Recognize differences

Know how to work in variety

Work well in selected space.

Material storage

Store materials properly

Eighth Grade National Standards

VA:Cr1.1.8a Document early stages of the creative process visually and or verbally in traditional or new media.

VA:Cr1.2.8a Collaboratively shape an artistic investigation of an aspect of present day life using a contemporary practice of art and design.


VA:Cr2.1.8a Demonstrate willingness to experiment, innovate, and take risks to pursue ideas, forms, and meanings that emerge in the process of artmaking or designing.

VA:Cr2.2.8a Demonstrate awareness of practices, issues, and ethics of appropriation, fair use, copyright, open source, and creative commons as they apply to creating works of art and design.

VA:Cr2.3.8a Select, organize, and design images and words to make visually clear and compelling presentations.

VA:Cr3.1.8a Apply relevant criteria to examine, reflect on, and plan revisions for a work of art or design in progress.

VA:Pr4.1.8a Develop and apply criteria for evaluating a collection of artwork for presentation.



collaboratively prepare and present selected theme based artwork
and create exhibition narratives for the viewer.

VA:Pr6.1.8a Analyze why and how an exhibition or collection may influence ideas, beliefs, and experiences.

VA:Re7.1.8a Explain how a person's aesthetic choices are influenced by culture and environment and impact the visual image that one conveys to others.

VA:Re7.2.8a Compare and contrast contexts and media in which viewers encounter images that influence ideas, emotions, and actions.

VA:Re8.1.8a Interpret art by analyzing how the interaction of subject matter, characteristics of form and structure, use of media, art-making approaches, and relevant contextual information contributes to understanding messages or ideas and mood conveyed.

VA:Re9.1.8a Create a convincing and logical argument to support an evaluation of art.

VA:Cn10.1.8a Make art collaboratively to reflect on and reinforce positive aspects of group identity.

VA:Cn11.1.8a Distinguish different ways art is used to represent, establish, reinforce, and reflect group identity.

Resources For Teachers

National Core Visual Arts Standards Website: <https://www.nationalartsstandards.org/sites/default/files/Visual%20Arts%20at%20a%20Glance%20-%20new%20copyright%20info.pdf>

Pennsylvania Department of Education Standards Aligned System Website: <https://www.education.pa.gov/Teachers%20-%20Administrators/Curriculum/ArtsHumanities/Pages/default.aspx>

National Art Education Association youtube explainer video <https://www.youtube.com/watch?v=Mg8hIfWvzLw>

[Printed Version](#)

[Lesson Plans and Templates](#)

[Supplies](#)