

3D Paper Mâché Cultural Masks

Fascinating
Cultural Masks
from Around
the World



<https://www.westernunion.com/blog/cultural-masks-of-the-world/>

Day 1:

- **Art Standard**
- **Mask General Information**
- **Think-Pair-Share**
- **Cultural Mask History**

1. American Halloween Mask

Venetian Carnival Masks

3. Mexican Day of the Dead Masks

New Year Masks

5. Venezuelan Dancing Devils of Yare Masks
Masks

2.

4. Chinese

6. African Festima

C
U
L
T
U
R
A
L

M
A
S
K
S

Venetian



Chinese



Vietnamese



American



Venezuelan



Japanese



Mexican



African

Art Standard: Artistic Process: Connecting

Anchor Standard	Process Component	Enduring Understanding	Performance Standard	Discipline Specific Performance Standard (Accomplished)
Connecting - Anchor Standard 11	Relate	End. 11.0	Per. 11.0	Acc. 11.0
Relate Artistic Ideas and Works with Societal, Cultural, and Historical Context to Deepen Understanding		People develop ideas and understandings of society, culture, and history through their interactions with and analysis of art.	Describe how knowledge of culture, traditions, and history may influence personal responses to art	Compare uses of art in a variety of societal, cultural, and historical contexts and make connections to uses of art in contemporary, local, and global contexts.

Cultural Mask Rubric					
	4	3	2	1	0
Planning & Development	Mask plan drawing is expressive and detailed. It is labeled with the 4 areas that you will be building up with clay; Label with the 2 areas that you will be adding additional details too; Includes what 4 or more colors you will be using; A picture of your plan is added to Slide #8 on "My Cultural Mask Slides" assignment.	Drawing is expressive and has a few detailed. It is labeled with the 3 areas that you will be building up with clay; Label with the 2 areas that you will be adding additional details too; Includes 3 colors you will be using; Picture of your plan is added to Slide #8 on "My Cultural Mask Slides" assignment.	Drawing has few details. It is labeled with the 2 areas that you will be building up with clay; Label with the 1 areas that you will be adding additional details too; Includes 2 colors you will be using; Picture of your plan is added to Slide #8 on "My Cultural Mask Slides" assignment.	The drawing lacks almost all detail OR it is unclear what the drawing is intended to be. It is labeled with the 1 areas that you will be building up with clay; Label with the 1 areas that you will be adding additional details too; Includes 1 color you will be using; Picture of your plan is added to Slide #8 on "My Cultural Mask Slides" assignment.	Missing and/or incomplete
Research Slides	Completed all 15 questions/parts on slides 3, 4, 5, 6, 7, 8, & 9. Questions and answers are well thoughtout and developed using complete sentence with less than 3 spelling errors.	Completed 12 to 14 questions/parts on slides 3, 4, 5, 6, 7, 8, & 9. Questions and answers are well thoughtout and developed using complete sentence with less than 5 spelling errors.	Completed 9 to 11 questions/parts on slides 3, 4, 5, 6, 7, 8, & 9. Questions and answers are well thoughtout and developed using complete sentence with less than 7 spelling errors.	Completed 6 to 8 questions/parts on slides 3, 4, 5, 6, 7, 8, & 9. Questions and answers are well thoughtout and developed using complete sentence with less than 9 spelling errors.	Missing and/or incomplete
Related Artistic Ideas	You related and used the cultural & historical context to deepen an understanding of the Cultural Mask you picked. Your mask design was influenced by 4 or more ideas based on the 4 sources/links you used; Your mask includes 4 ideas or details based on 4 or more of reference images/pictures.	You related and used the cultural & historical context to deepen an understanding of the Cultural Mask you picked. Your mask design was influenced by 3 or more ideas based on 3 out of the 4 sources/links you used; Your mask includes 3 ideas or details based on 3 of reference images/pictures.	You related the cultural or historical context to deepen an understanding of the Cultural Mask you picked. Your mask design was influenced by 2 or more ideas based on 2 out of the 4 sources/links you used; Your mask includes 2 ideas or details based on 2 of reference images/pictures.	Your mask design was influenced by 1 or more ideas based on 1 out of the 4 sources/links you used; Your mask includes 1 idea or details based on 1 of reference images/pictures	Missing and/or incomplete
Reflection	You reflected on, described, and discussed how the knowledge of 3 out of the following 3: 1. culture, 2. traditions, and 3. history of the mask you picked influenced your	You reflected on and described how the knowledge of 3 out of the following 3: 1. culture, 2. traditions, and 3. history of the mask you picked influenced your design.	You reflected on and described how the knowledge of 2 out of the following 3: 1. culture, 2. traditions, and 3. history of the mask you picked influenced your design.	You reflected on how the knowledge of 1 out of the following 3: 1. culture, 2. traditions, and 3. history of the mask you picked influenced your design.	Missing and/or incomplete
Creativity & Design	The artwork demonstrates a challenging level of production and creativity as well as outstanding problem-solving skills.	The artwork demonstrates a satisfactory level of production and creativity as well as logical problem-solving skills.	The artwork demonstrates a basic level of attention to production, creativity, and problem-solving skills.	The artwork demonstrates very little attention to production, creativity, and problem-solving skills.	Missing and/or incomplete
Craftsmanship	The mask shows that the creator took great care in their work. The drawing is neat, looks carefully planned, and thoughtfully executed.	The mask shows that the creator took some care, however work would benefit from more care and planning.	The mask does not appear to have been done with care. It appears that minimal planning was done. Craftsmanship needs a bit of work or may be incomplete	The mask shows no evidence of care or craftsmanship.	Missing and/or incomplete

Putting on a mask is a transformative experience.

It allows us to be someone we're not for a moment, changing both how we see ourselves and how we behave outwardly.

Many of us know this feeling from Halloween in America, but it's a universal feeling shared across cultures throughout human history.

While some masked ceremonies have died out over the years, others cultures have held onto their traditions.

Learn the meanings behind some of the most fascinating masks from around the world and find out where and when you can see them.

What can masks tell us about the people who make them?



Think

Quietly think about how you will answer the question.

Think about something interesting and/or unique about your cultural background.

***Slide 4**

My Cultural Mask Research Slides



Pair

Face your partner.
Discuss the prompt/topic.
One person talks at a time.

Pair with a different classmate then your table partner. Talk about something interesting and/or unique about your own cultural background.



Share

Share your thoughts with
with the class.

Share with the class something
interesting and/or unique about
your own cultural background.

American Halloween Mask

Halloween has originated from the old Celtic festival. The tradition of dressing in costume for Halloween has both European and Celtic roots.

On Halloween, men painted a mask on their face with blackened ashes from the sacred bonfire and dressed up as fearsome beings.

It was believed that this is the last night for the dead to have their vengeance before moving on so people wore masks and costumes not to be recognized, to scare away evil spirits and to prevent them from entering homes.



Venetian Carnival Masks



Worn during Carnival in Venice, these world-famous masks date back to the 13th century.

The origin of the masks is unknown, but some theories suggest that they were donned in rebellion to the rigid society of the times.

Venetian masks range in quality, size and material, from cheap papier mâché eye masks to porcelain face masks with long noses or elaborate feathers. They were originally made by skilled craftsmen called the mascherari.



Today they can be purchased at shops throughout Venice to wear during the 11 days of Carnival, which happen in January or February, depending on where Easter falls.

Mexican Day of the Dead Masks

Dia de los Muertos masks represent calaveras, or skulls.

The celebration originated as a way to honor the deceased and acknowledge death as a natural part of life.

The festivities are on November 1st and 2nd throughout Mexico and Latin America, with celebrants wearing skull-shaped masks or face paint and colorful costumes and hats.



Chinese New Year Masks



On the biggest holiday of the year in the most populous country in the world, various masks are worn during week-long celebrations to ring in the new year.



Made from materials including stones, metal and leather, these colorful masks are designed to display the moods and emotions associated with the festival.

The masks represent the deities, spirits and fabled animals that Chinese New Year mythology originated from.

Venezuelan Dancing Devils of Yare

Masks

According to some theories, the Dancing Devils originated in the fifth century in Spain, when the Catholic Church used the dance to convert pagans to Christianity.

In Venezuela, it was used to draw African slaves into the religious celebrations.

Across Venezuela, there are 11 "cofradías", or religious groups, following the Dancing Devils tradition.

Traditionally, only men used to be part of the cofradías, but in Naiguata women are now allowed to join in the procession



African Festima Masks



Officially dubbed the International Festival of Masks and Arts, Festima is a centuries old tradition celebrated in several West African countries, including the Ivory Coast, Senegal and Burkina Faso.



Mask making is an ancient custom in Africa, and Festima is celebrated to protect the tradition. Festima masks made of wood, straw, leaves and textiles represent animals and ancestral spirits.

Many locals believe that mask wearers embody the subject of the masks.

Japanese Shimokita Tengu Matsuri

Mask
Shimokita Tengu Matsuri is also known as the long red-nosed goblins festival, which describes the design of the masks on parade floats and festival-goers alike.

The long red nose on the mask is a portrayal of a bird's beak, and the facial features resemble a human, following the mythological Tengu, a bird-like anthropomorphized creature in Japanese folklore.

Shimokita Tengu Matsuri is held in Tokyo over three days in late January and early February. The festival centers around a parade, drum performance and the throwing of edible, roasted soybeans into the crowd.



Vietnamese Traditional Opera Masks



Tuồng or hát bội is a form of Vietnamese classical theatre. Face make up in tuồng is quite peculiar. Depending on the character, the artist's face is covered with a thick layer of red, white or black powder that looks like a mask.



Tuồng masks are highly symbolic. Face color represents the background and/or personality of the character.

- White colour is used mostly for women, scholars or urban dwellers.
- Red colour is for loyal war heroes.
- Black faces usually belong to straightforward and hot-tempered martial men.
- Thick lines are also drawn around the character's eyes. These are more or less slanting, depending on the age, and the colour is also related to the character's background and personality.



Cultural Masks

Your Mask is based on and influenced by one of the 8 cultural masks we discussed in class.

- 1. American Halloween Mask**
- 2. Venetian Carnival Masks**
- 3. Mexican Day of the Dead Masks**
- 4. Chinese New Year Masks**
- 5. Venezuelan Dancing Devils of Yare Masks**
- 6. African Festima Masks**
- 7. Japanese Shimokita Tengu Matsuri Mask**
- 8. Vietnamese Traditional Opera Masks**

Cultural Mask Research Slides

1. Masks are based on and influenced by one of the 8 cultural masks we discussed.

1. Complete the [Research Slides](#) using the template provided.

1. American Halloween Mask
2. Venetian Carnival Masks
3. Mexican Day of the Dead Masks
4. Chinese New Year Masks
5. Venezuelan Dancing Devils of Yare Masks
6. African Festima Masks
7. Japanese Shimokita Tengu Matsuri Mask
8. Vietnamese Traditional Opera Masks



Day 2:

- Think-Pair-Share
- Read the excerpt from the Abstract/Article:
The social meanings of artefacts: Face masks in the COVID-19 pandemic
- Complete the Analyzing Cultural Artifacts Slides
- Complete the Cultural Masks Research Slides



Think

Quietly think about how you will answer the question.

Think How did/does wearing “COVID” Masks change the way you see yourself and others?

***Slide 3**

Analyzing Cultural Artifacts Slides



Pair

Face your partner.
Discuss the prompt/topic.
One person talks at a time.

Pair with a different classmate then your table partner.

Talk about How did/does wearing “COVID” Masks change the way you see yourself and others?



Share

Share your thoughts with
with the class.

Share with the class How did/does
wearing “COVID” Masks change the
way you see yourself and others?

Research Slides

- Research 1 of 8 cultural mask to base your 3D mask design on
- The mask will be influenced by one of the 8 cultural masks we discussed
- Complete your research for your cultural mask
 - [My Cultural Mask Research Slides](#)
- Complete the [Analyzing Cultural Artifacts Slides](#)

Day 3:

- Review Last Week and today's Rubric
- Think Pair-Share Activity
- Discuss the mask you picked
- Discuss the Cultural Mask Overview & Plan Worksheet
- Complete Cultural Masks Research Slides
- Complete the Analyzing Cultural Artifacts Slides
- Start your Cultural Mask Overview & Plan Worksheet (get WS from Ms. B)

Cultural Mask Rubric						Check-off	
	4	3	2	1	0	Student	Teacher
Research Slides	Completed all questions/parts on slides 3, 4, 5, 6, 7, 8, 9, 10, 11, 12,& 13. Questions are answers are well thoughtout and developed using using complete sentence with less than 3 spelling errors.	Completed 12 to14 questions/parts on slides 3, 4, 5, 6, 7, 8, 9, 10,11,12,& 13. Questions are answers are well thoughtout and developed using using complete sentence with less than 5 spelling errors.	Completed 9 to 11 questions/parts on slides 3, 4, 5, 6, 7, 8, 9, 10,11,12,& 13.. Questions are answers are well thoughtout and developed using using complete sentence with less than 7 spelling errors.	Completed 6 to 8 questions/parts on slides 3, 4, 5, 6, 7, 8, 9, 10,11,12,& 13. Questions are answers are well thoughtout and developed using using complete sentence with less than 9 spelling errors.	Missing and/or incomplete		

Cultural Mask Rubric						Check-off	
	4	3	2	1	0	Student	Teacher
Planning & Development	Mask plan drawing is expressive and detailed. it is labeled with the 4 areas that you will be building up with clay; Label with the 2 areas that you will be adding additional details too; Includes what 4 or more colors you will be using; A picture of your plan is added to Slide #11 on "My Cultural Mask Slides' assignment.	Drawing is expressive and has a few detailed. It is labeled with the 3 areas that you will be building up with clay; Label with the 2 areas that you will be adding additional details too; Includes 3 colors you will be using; Picture of. your planis added to Slide #11 on "My Cultural Mask Slides' assignment.	Drawing has few details. It is labeled with the 2 areas that you will be building up with clay; Label with the 1 areas that you will be adding additional details too; Includes 2 colors you will be using; Picture of. your planis added to Slide #11 on "My Cultural Mask Slides' assignment.	The drawing lacks almost all detail OR it is unclear what the drawing is intended to be. It is labeled with the 1 areas that you will be building up with clay; Label with the 1 areas that you will be adding additional details too; Includes 1 color you will be using; Picture of. your planis added to Slide #11 on "My Cultural Mask Slides' assignment.	Missing and/or incomplete		

Think-Pair-Share



Think

Quietly think about how you will answer the question.



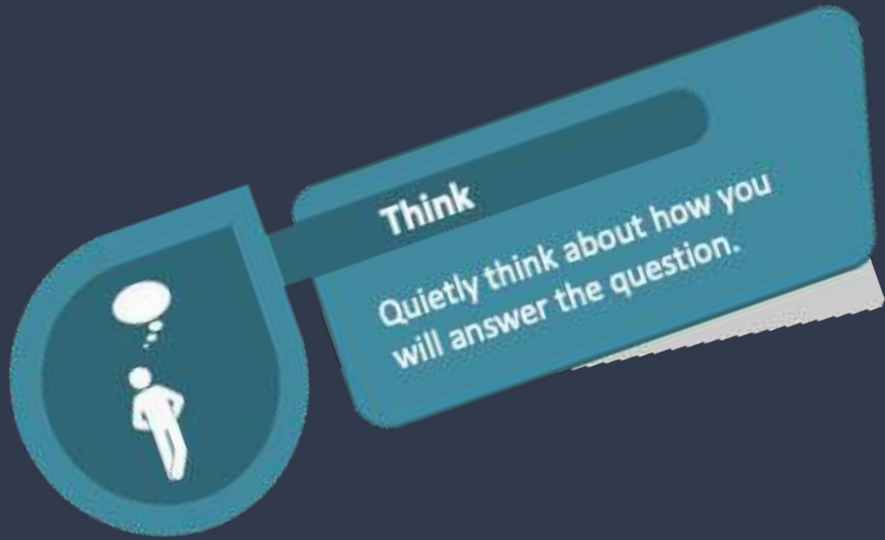
Pair

Face your partner.
Discuss the prompt/topic.
One person talks at a time.



Share

Share your thoughts with
with the class.




***Slide 5**

My Cultural Mask Research Slides

Think– What are some of the different roles in history that the mask you picked play in celebrations, special occasions,



Pair-Talk with your partner about the different roles that the mask you picked play in celebrations, special occasions, and/or ceremonies.



Share- with the class something about about the different roles that the mask you picked play in celebrations, special occasions,

1. What Cultural Mask did you pick and why did you pick it?

Ex: I picked the Venetian Carnival Masks because I think it would be interesting to create the cheekbones and lips as well as the beautiful rich colors.

1. What historical fact interested you the most?

Ex: The Italian government decided to bring back the history and culture of Venice and sought to use the traditional Carnival as the centrepiece of its efforts. There was a redevelopment of the masks that began as the pursuit of some Venetian college students for the tourist trade.

Cultural Mask Overview & Plan Worksheet



Cultural Mask Overview & Plan

1. American Halloween
2. Venetian Carnival
3. Mexican Day of the Dead
4. Chinese New Year
5. Venezuelan Dancing Devils
6. African Festima
7. Japanese Shimokita
8. Vietnamese Traditional Opera

Sketch and Draw out your Design

Label the "4" areas that you will buildup with clay

Label the "2" areas that you will add details/embellishments to.

Layout your colors

1. What Cultural Mask are did you pick for your design?

2. Why did you pick that cultural mask?

3. What "4" areas of your mask are you building up with clay?

<input type="text"/>	<input type="text"/>
<input type="text"/>	<input type="text"/>

4. What "2" Details/Embellishments will you add?

<input type="text"/>	<input type="text"/>
----------------------	----------------------

5. What "3" colors and/or values are you incorporating in your mask

<input type="text"/>	<input type="text"/>
<input type="text"/>	<input type="text"/>

6. Why did you pick those three colors

Name:

Per.

*Insert a
picture of
your
drawing
here*

Get your 3D Mask Plan Approved

Take a picture of your plan and add to
"My Cultural Mask Slides," Slide # 8

Cultural Mask Overview & Plan

1. American Halloween
2. Venetian Carnival
3. Mexican Day of the Dead
4. Chinese New Year
5. Venezuelan Dancing Devils
6. African Festima
7. Japanese Shimokita
8. Vietnamese Traditional Opera

Sketch and Draw out your Design

Label the "4" are that you will buildup with clay

Label the "2" areas that you will add details/embellishments to.

Layout your colors

1. What Cultural Mask are did you pick for your design?

Mexican Day of the Dead

2. Why did you pick that cultural mask?

I was interested in learning more about the mexican culture, and the Day of the Dead celebration.

3. What "4" areas of your mask are you building up with clay?

Lips	Cheeks
Nose	Eye Lids

4. What "2" Details/Embellishments will you add?

Tissue Paper Flowers Beads above lip

Yarn for the hair

5. What "3" colors and/or values are you incorporating in your mask

Purples	Blues
Black	

6. Why did you pick those three colors

In my research,I found that masks used either warm colors or coool colors. I felt that the cool colors gave more of a darker mood,so I went with cool colors



Get your 3D Mask Plan Approved

Take a picture of your plan and add to "My Cultural Mask Slides," Slide # 8

Name: _____


Example Plan

Per: _____

1. Get your 3D Mask Plan Approved

1. Take a picture of your plan and add to “[My Cultural Mask Slides](#),” on Slide # 11





The last few days we have talked about cultural mask and what role they play globally in history, society, and today.

Exit Ticket
Link

Day 4:

- Get Approval
- Take a Picture
- Add to Cultural Mask Research Slides on Slide #11
- Building your cultural mask
 - Steps Overview

Building your Mask Steps Overview:

Step 1: Vaseline the mask form

Step 2: Build-up 4 areas with the clay & vaseline the top of clay

Step 3: Start paper mâché & newspaper

Step 4: Keep adding paper mâché & newspaper

Step 5: Adding 8 to 10 Layers of newspaper & paper mâché

Step 6: Use a solid light color that can be painted on to add 3 to 4 layers of solid color paper & paper mâché

Step 7: Let dry overnight

Step 8: Once dry, remove from the mask form

Step 9: Clean the Mask Form and get checked off

Step 10: Paint using a minimum of 5 colors




Step 1: Vaseline the mask form



Step 2: Build-up 4 areas with the clay & vaseline top of clay




Step 3: Start paper mâché & newspaper



Step 4: Keep adding paper
mâché & newspaper



Step 5: adding 8 to 10 Layers of
newspaper & paper mâché



Step 6: Use a solid light color that can be painted on to add 3 to 4 layers of solid color paper & paper mâché

Step 7: Let dry overnight

Step 8: Once dry, remove from the mask form

Step 9: Clean the Mask Form and get checked off

Step 10: Paint using a minimum of 5 colors



Paper Mâché & Newspaper



Mask Examples

Halloween



Chernobyl



Onryo



The Day of Dead



Oni



Halloween



Kitsune



Carnival



Opera



Tengu

Mask Examples









