

# Corbett School District

## ParentVUE Activation Guide

### Activating ParentVUE Account

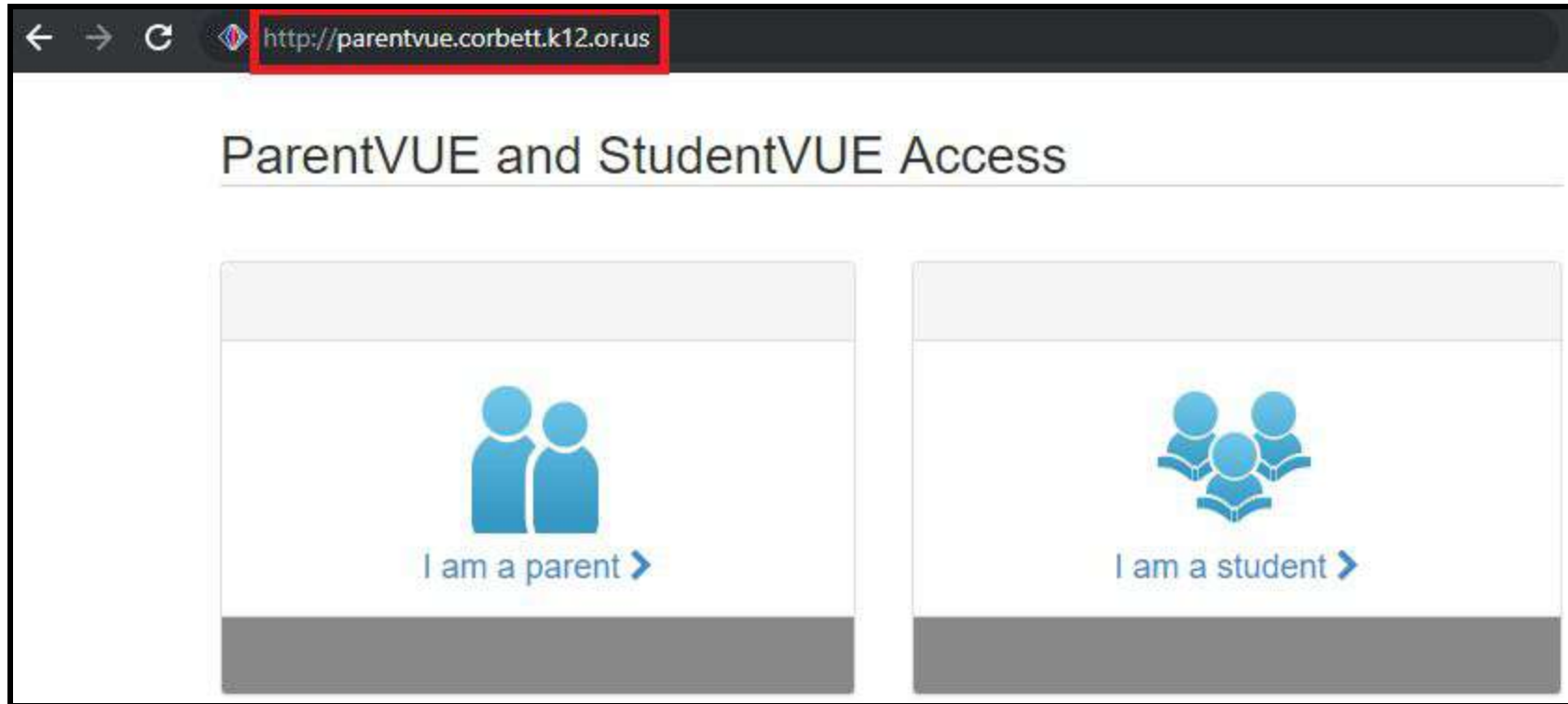
- 1) Go to <http://parentvue.corbett.k12.or.us>
- 2) Click “I am a parent >”
- 3) Click “Create New Account or Reset Password”
- 4) Click “Activate Account”
- 5) Click “I Accept” if you read and accept the *Privacy Statement*.
- 6) Type your *First Name*, *Last Name*, and *Activation Key* exactly as they appear on your Activation Key Letter. Click “Continue to Step 3” once all information is entered. Note: you must input the first name, last name, and activation key exactly as they appear on the ParentVUE Activation Key Letter or the ParentVUE registration will not work.
- 7) Type your desired *User Name* and *Password*, type your password again in the *Confirm Password* field, then input your *Primary E-Mail*. Click “Complete Account Activation” once all information is entered.
- 8) Click “Accept” on the five different *Parent Acknowledgments* in order to proceed. You must first download the document at the bottom of each *Parent Acknowledgement* in order to press the “Accept” button and proceed.
- 9) You have successfully activated your ParentVUE account and are now logged in.

### Using Newly Activated ParentVUE Account To Access Online Registration

- 1) Log into ParentVUE.
  - a) Go to: <http://parentvue.corbett.k12.or.us>
  - b) Click “I am a parent >”
  - c) Login using ParentVUE credentials.
- 2) Click “Online Registration” in the top right of the ParentVUE home (see screenshot on page 11 for clarification).
- 3) Click “Begin Registration” (see page 12 for clarification).

# Corbett School District ParentVUE Activation Guide

Step One: Go to <http://parentvue.corbett.k12.or.us>

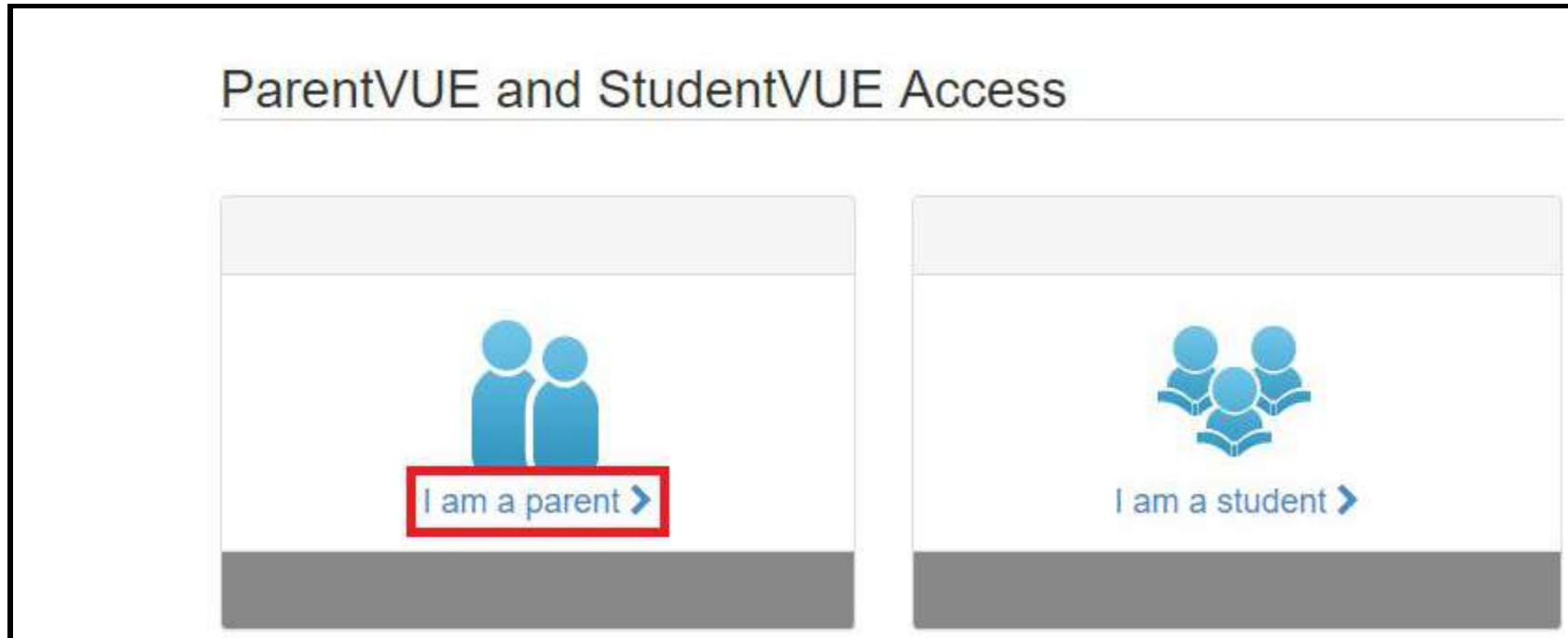


Step One: Go to <http://parentvue.corbett.k12.or.us>

# Corbett School District

## ParentVUE Activation Guide

Step Two: Click "I am a parent >"



Step Two: Click "I am a parent >"

# Corbett School District ParentVUE Activation Guide

Step Three: Click “Create New Account or Reset Password”

ParentVUE Account Access

Login

Corbett School District

User Name:

Password:

Login

Create New Account or Reset Password ▼

English | Español | русский | Українська | Tiếng Việt

Step Three: Click “Create New Account or Reset Password”

# Corbett School District ParentVUE Activation Guide

Step Four: Click “Activate Account”

ParentVUE Account Access

Login


Corbett School District


User Name:


Password:


Login


Create New Account or Reset Password ^

  
Activate Account

  
Forgot Password

  
iPhone App

  
Android App

  
Mobile App URL  
<https://parent-corbett.cascadetech.org/corbett>

English | Español | русский | Українська | Tiếng Việt

Step Four: Click “Activate Account”

# Corbett School District

## ParentVUE Activation Guide

Step Five: Click “I Accept” if you read and accept the *Privacy Statement*.

Parent Account Activation

Step 1 of 3: Privacy Statement

Read through the following Privacy Statement and click the Accept button to agree to the privacy agreement

We take the privacy seriously and we have implemented numerous physical and technological safeguards to protect all parent and student data. To help us protect the information, please do not share your username and password with anyone!

Clicking I Accept means that you agree to the above Privacy Statement.

Step Five: Click “I Accept” if you read and accept the *Privacy Statement*.

# Corbett School District

## ParentVUE Activation Guide

Step Six: Type your *First Name*, *Last Name*, and *Activation Key* exactly as they appear on your Activation Key Letter.

**Parent Account Activation**

**Step 2 of 3: Sign In with Activation Key**

Please enter your first name, last name and the 7 character authentication key (provided to you by the district), to activate your ParentVUE account:

**First Name**

**Last Name**

**Activation Key**

[Continue to Step 3](#)

Step Six: Type your *First Name*, *Last Name*, and *Activation Key* exactly as they appear on your Activation Key Letter.

# Corbett School District

## ParentVUE Activation Guide

Step Seven: Fill in the *User Name*, *Password*, *Confirm Password*, and *Primary E-Mail* fields.

### Complete Account Activation

**Step 3 of 3: Choose user name and password**

Welcome **(first) (last)** . To complete your account activation you will need to create your username and password. Remember that passwords are case sensitive. Your password can consist of numbers and letters and must be a minimum of 6 characters in length.

**User Name**

**Password**

**Confirm Password**

**Primary E-Mail**

Step Seven: Fill in the *User Name*, *Password*, *Confirm Password*, and *Primary E-Mail* fields.



# Corbett School District

## ParentVUE Activation Guide

Step Eight: Click “Accept” on the five different *Parent Acknowledgments* in order to proceed. You must first download the document at the bottom of each *Parent Acknowledgement* in order to press the “Accept” button and proceed.

### Parent Acknowledgements

Acknowledgement 5 / 5: Corbett School District Parent Student Handbook

Corbett School District Parent / Student Handbook

English -  
The Corbett School District's Rights and Responsibilities Handbook contains the student conduct code for all Corbett School District students. Please download and review the handbook using the link below. Click the 'Accept' button to acknowledge you have had the opportunity to review / read the handbook.

Español -  
El Manual de Información de Derechos y Responsabilidades para Padres y Estudiantes del Distrito Escolar Corbett presenta el código de conducta estudiantil para todas las escuelas de Corbett. Le recomendamos que descargue y revise el manual utilizando el siguiente enlace. Haga clic en el botón 'Aceptar' para confirmar que ha tenido la oportunidad de revisar y leer el manual.

To download this document, click here: [CSD39-ParentStudent Handbook-07102019.pdf](#)

Accept

Deny

Step Eight: Click “Accept” on the five different *Parent Acknowledgments* in order to proceed. You must first download the document at the bottom of each *Parent Acknowledgement* in order to press the “Accept” button and proceed.

# Corbett School District ParentVUE Activation Guide

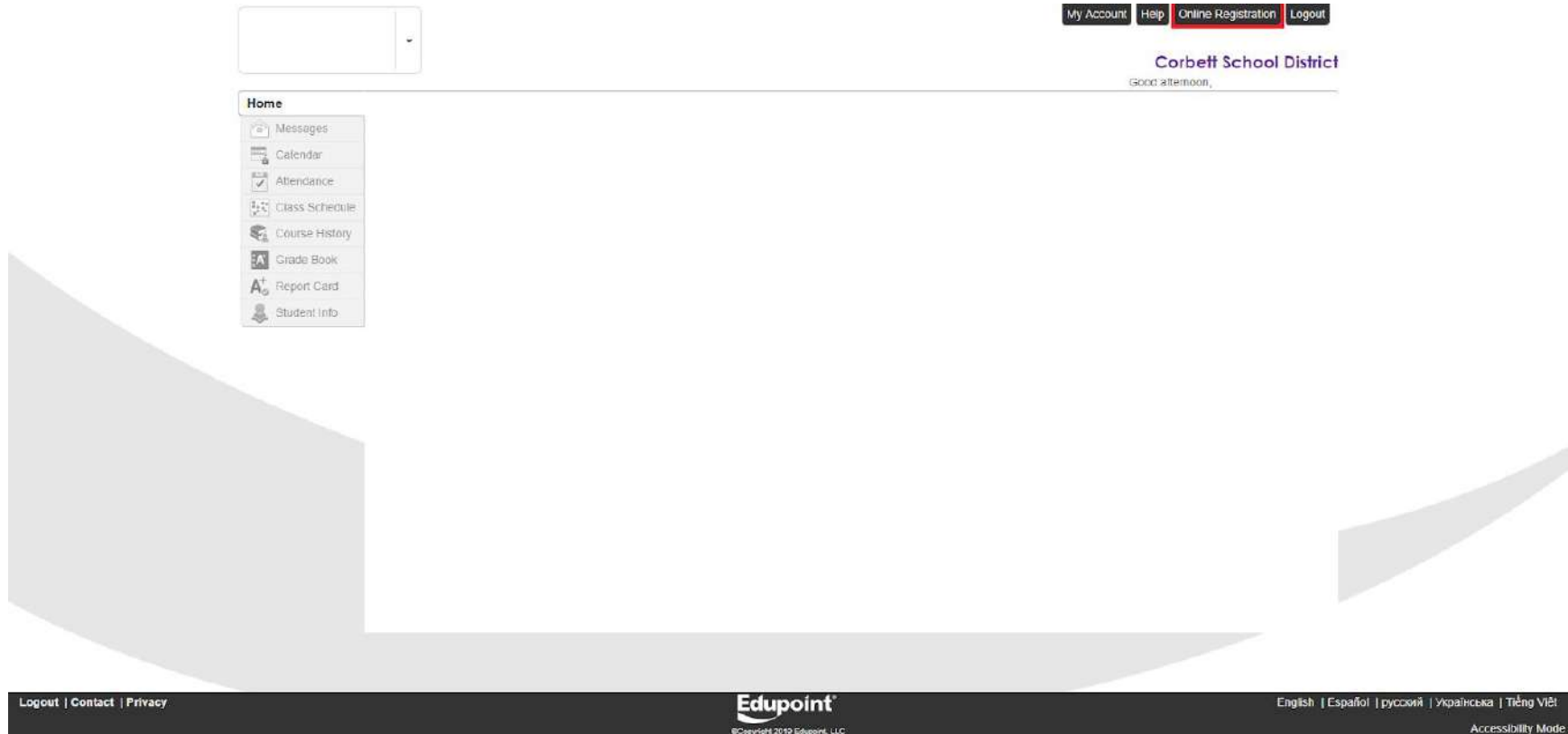
Step Nine: You have successfully activated your ParentVUE account and are now logged in.



Step Nine: You have successfully activated your ParentVUE account and are now logged in.

# Corbett School District ParentVUE Activation Guide

Using Newly Activated ParentVUE Account To Access Online Registration



Using Newly Activated ParentVUE Account To Access Online Registration

# Corbett School District

## ParentVUE Activation Guide

Using Newly Activated ParentVUE Account To Access Online Registration

You will be entering information for the school year of 2019-2020

Begin New Registration >

Using Newly Activated ParentVUE Account To Access Online Registration