

Critique: Abstract Cars Project

How Critique Voting Works

1. Put all your final edited project images on any empty slide. DON'T write your name, anonymous images.
2. Look through your peers work.
3. Vote by adding a **comment** * on the image you think is the best of class.
4. Use images on these slides to answer the critique questions on doc also attached to this assignment in Google Classroom.

Artwork Critique Form

Describe. Analyze. Interpret. History. Judgement.

Do	Don't
1) Say what you see , not what you think .	1) Don't say what you like, do not like
2) Offer constructive criticism (A positive suggestion).	2) Don't judge critically. However, "nothing is wrong" or "it's perfect", etc. are NOT acceptable answers.
3) Use vocabulary: composition techniques, elements of art and principles of design.	3) Don't say that something is "pretty", "nice", or "good".



















































Place final edited project images here

(insert > image > upload from computer > select exported image from Lr)

Place final edited project images here

(insert > image > upload from computer > select exported image from Lr)

Place final edited project images here

(insert > image > upload from computer > select exported image from Lr)

Place final edited project images here

(insert > image > upload from computer > select exported image from Lr)

Place final edited project images here

(insert > image > upload from computer > select exported image from Lr)





ANSNS

TSIDE MY HOUSE

HOUSE

OUTSIDE MY HOUSE SE

IDE MY HOUSE 'SIDE MY HOUS
OUTSIDE MY HOUSE