

Creating and Using Your FSA ID: An Overview

[

Topics Covered

- What is the FSA ID?
- Do my parents need an FSA ID?
- How do I create an FSA ID?
- Where can I use my FSA ID?
- What to Do
 - I Forgot My Username or Password
 - I'm Locked Out of My Account
- Where can I get more information?

What is the FSA ID?

- The FSA ID is a username and password used by students, parents, and borrowers to:
 - login to U.S. Department of Education websites
 - electronically sign documents
- You will use it:
 - Every year you apply for federal student aid at fafsa.gov
 - To receive a federal student loan
 - To perform important activities as a federal student loan borrower, such as choosing a repayment plan or applying for a deferment

Does my parent need an FSA ID?

- If you are a dependent student, then your parent will need an FSA ID in order to sign your FAFSA electronically
- Not sure if you're considered a dependent student for the FAFSA, go to [StudentAid.gov/dependency](https://studentaid.gov/dependency) to find out

IMPORTANT

- You and your parent must have different FSA IDs
- You must create your own FSA ID—it's your electronic signature and you need to own it
- Your parent must create his or her own FSA ID
- You and your parent should each use your own e-mail address when creating an FSA ID (you can't use/share the same e-mail address)

How do I create an FSA ID?

Getting Started

- Go to StudentAid.gov/fsaid
- Click the “Create an FSA ID Now” button

The screenshot shows the Federal Student Aid website. At the top, the logo reads "Federal Student Aid" with the tagline "An OFFICE of the U.S. DEPARTMENT of EDUCATION". To the right, it says "PROUD SPONSOR of the AMERICAN MIND®". A search bar is located in the top right corner. Below the header is a navigation menu with categories: "Prepare for College", "Types of Aid", "Who Gets Aid", "FAFSA: Applying for Aid", and "How to Repay Your Loans". The main content area shows a breadcrumb trail: "Home » FAFSA: Applying for Aid » Filling Out the FAFSA » The FSA ID". Below this is a featured image of a young woman with the text: "The FSA ID is your electronic passport to federal student aid online. If you're ready, you can [create an FSA ID now](#)." A large green button labeled "Create an FSA ID Now" is prominently displayed and circled in red. Below the button, there is a list of frequently asked questions about FSA IDs, such as "What is an FSA ID?" and "When should I get an FSA ID?". On the right side of the page, there are sections for "Quick Links" (including "Filling Out the FAFSA", "Dependency Status", and "Leave Us Feedback") and a "Glossary" section with a sub-section for "FSAID".

Create Your FSA ID (Username and password)

Create a New FSA ID

An FSA ID gives you access to Federal Student Aid's online systems and can serve as your legal signature.

Only create an FSA ID using your own personal information and for your own exclusive use. You are not authorized to create an FSA ID on behalf of someone else, including a family member. Misrepresentation of your identity to the federal government could result in criminal or civil penalties.

To create your own personal FSA ID, enter answers for the questions below and select CONTINUE.

Important: When you are done click the CANCEL button to clear your data, even if you did not finish creating your FSA ID. Just closing your browser window or going to another website may not be enough to prevent other people using this computer from seeing your information until the session expires.

Create An FSA ID | Edit My FSA ID

* Required

E-mail

Confirm E-mail

Username *

Password *

✓ Numbers ✓ Uppercase Letters ✓ Lowercase Letters ✓ Special Characters ✓ 8-30 Characters Show Text

Confirm Password *

Are you 13 years of age or older? *

I am 13 years of age or older.

I am 12 years of age or younger.

[Edit My FSA ID](#)

[Frequently Asked Questions](#)

CONTINUE

E-mail:

- Optional but **strongly** recommended
- Each FSA ID must have a **unique** e-mail address (you and your parent cannot use the same e-mail address)
- You must have access to this e-mail account

Username:

- Don't include personal info such as date of birth or name
- If you see a message "Username taken, create a different username" then someone has already used that username

Provide Personal Information

- Make sure your Social Security number, date of birth, and name match what's on your Social Security card
- You must have a Social Security number to create an FSA ID.

Personal Identification Information

To apply for an FSA ID, complete the information below and select CONTINUE.

I understand that I will be required to certify that the information that I provide to obtain an FSA ID is true and correct and that I am the individual who I claim to be. If I am not that person who I claim to be, I understand that I am not authorized to proceed and that I should exit this form now. If I provide false or misleading information, I understand that I may be fined, sent to prison for not more than five years, or both.

Identity

Profile

Review & Confirm

Done

Social Security Number * * Required

... - .. - Show Text

Date of Birth * 01/01/1980

First Name, Middle Initial, Last Name * TestUser1 F FSAtest

Link Your PIN (if you have one)

- If you applied for federal student aid before May 2015, then you most likely had a 4-digit PIN—the FSA ID replaces the PIN; you can link your PIN to your FSA ID on this screen
- If you can't remember your PIN, you can select “Forgot My PIN” and answer a challenge question or you can continue without linking your PIN
- If you didn't have a PIN, then you won't see this screen

Link Your PIN to Your FSA ID

Enter your Federal Student Aid PIN below and select **VERIFY** to link it to your FSA ID. If you do not remember your PIN, select **Help** for more details or use the **Forgot My PIN** link.

By linking your PIN to your FSA ID, you will be able to use your new FSA ID with all FSA systems immediately.

If you don't remember your PIN or the answer to your PIN challenge question, then select **CONTINUE WITHOUT PIN**. We will send your information to the Social Security Administration (SSA) for confirmation. This takes 1-3 days. You will receive an e-mail when the match is complete. You can sign and submit an original FAFSA with your new FSA ID right away. For access to most other FSA systems, you must wait for SSA confirmation.



* Required

Social Security Number:	***-**-5823	PIN *	<input type="text"/>
Date of Birth:	01/01/1982	Forgot My PIN	
First Name, Middle Initial, Last Name:	Jane I InTest	VERIFY	


CANCEL **< PREVIOUS** **CONTINUE WITHOUT PIN >**

Provide Profile Information

Profile Information

First, review the information you have provided carefully. Mistakes can cause delays or problems with the disbursement or repayment of financial aid.

Then complete the additional questions below. Select CONTINUE to proceed.



Social Security Number * - - ⓘ Show Text

First Name, Middle Initial, Last Name * ⓘ

Date of Birth * ⓘ

Username * ⓘ

Password * ⓘ Criteria Met Show Text

Confirm Password * ⓘ

E-mail ⓘ

Confirm E-mail ⓘ

Mailing Address ⓘ

City, State, Zip Code - ⓘ

Phone ⓘ

Alternate Phone ⓘ


Language Preference English Español ⓘ

- Confirm information you entered previously and provide additional information
- Make sure your information is correct; any errors could result in a delay or problem in your receiving financial aid (or the repayment of your federal student loans)

Select/Create Challenge Questions and Answers

Challenge Questions And Answers

Challenge questions and answers are used to retrieve your username or password if you forget them and to unlock your account. Provide the challenge questions and answers below and select CONTINUE.



Challenge Question 1 * Required

Who was your first boss?

Answer 1 *
black cat

Show Text

Challenge Question 2 *

What city were you born in?

Answer 2 *
Las Vegas

Show Text

Challenge Question 3 *

What is your favorite color?

Answer 3 *
blue

Show Text

Challenge Question 4 *

What is your favorite food?

Answer 4 *
pizza

Show Text

Challenge Question 5 (Used to access your information over the phone) *

Type a significant date in your life (MM/DD/YYYY)

Answer 5 *
02/02/1991

Show Text

You can select "Show Text" to see what you're typing

Answering your challenge questions is one way to unlock your account or reset your username and password

Questions 1 and 2:

- Select a question from the dropdown menu and then enter your answer

Questions 3 and 4:

- Make up your own question and enter your answer
- Make sure the answers will be easy to remember
- Examples of questions:
 - What's your favorite color?
 - What's your favorite food?

Question 5:

- Enter a significant date
- It can't be your date of birth
- Examples of dates:
 - Favorite holiday
 - Sibling or parent date of birth

Review Info and Agree to Terms

Review Your Information and Terms & Conditions

Verify the information you provided for your FSA ID below. If there is an error, select PREVIOUS and make the appropriate updates. If there are no errors, then read and agree to the Terms & Conditions and select CONTINUE.

Identity Profile **Review & Confirm** Done

Social Security Number: ***-**-5971 * Required

Username: fstatstuser1

Password: *****

E-mail: testuserfald@gmail.com

Are you 13 years of age or older?: I am 13 years of age or older.

First Name, Middle Initial, Last Name: testuser1 fstatst

Date of Birth: 01/01/1980

Mailing Address: 3990 S Las Vegas Blvd

City, State, Zip Code: Las Vegas, NV, 89119

Phone: (440)459-7890

Alternate Phone: (321)654-9870

Language Preference: English

Challenge Question 1: Who was your first boss?
Answer 1: *****

Challenge Question 2: What city were you born in?
Answer 2: *****

Challenge Question 3: What is your favorite color?
Answer 3: *****

Challenge Question 4: What is your favorite food?
Answer 4: *****

Challenge Question 5 (Used to access your information over the phone): Type a significant date in your life (MM/DD/YYYY)
Answer 5: *****

Read before you proceed.
By submitting this application, you agree not to share your FSA ID with anyone. The security of your FSA ID is important because it can be used to

- electronically sign Federal Student Aid documents
- access your personal records, and
- make binding legal obligations.

If your FSA ID is lost or stolen, you also agree to

I certify that the above information is correct & accept the terms & conditions

CANCEL PREVIOUS CONTINUE

- Review and confirm your information
- If you need to make a correction, use the “Previous” button
- Review and agree to the terms and conditions for using your FSA ID

Verify Your E-mail

Verify Your E-mail

E-mail Verification Page

An e-mail containing a secure code was sent to your e-mail address on file. Important: If you're accessing your e-mail via the Web, **make sure to open a separate browser tab or window**. If you did not receive an e-mail, you can [request a new secure code](#).

Enter the Secure Code

Enter the secure code below and select CONTINUE to verify your e-mail address. After you verify your e-mail address, you can use it as your username when logging in.

Note: It may take a few minutes for the e-mail to arrive. Check your junk folder if you cannot find the message in your inbox. Some e-mail providers require that you add an e-mail address to your address book before you can receive any e-mail from that address. To ensure that our messages can be delivered to your inbox, enter our originating e-mail address, FSA-ID@ed.gov into your address book.



Secure Code *

841832

* Required

CANCEL

CONTINUE WITHOUT VERIFYING

CONTINUE

Important: Your FSA ID E-mail Validation - Action Required

FSA ID Information <FSA-ID@ed.gov>
to me

12:47 PM (0 minutes ago)

Dear testuser1,

Complete the e-mail verification process by entering the following secure code into the Secure Code field on your Web page:

841832

Once you have entered the secure code and verified your e-mail address, you will also be able to use your e-mail as your username when logging in to Federal Student Aid applications and websites.

This code is used to verify your email address and is not your FSA ID. The FSA ID is the ID you choose during the registration process.

If you have any questions or need help, visit <https://fsaid.ed.gov> and select Help for more details.

Thank you,

U.S. Department of Education

Federal Student Aid

This mailbox is unattended. Please do not reply to this message.

E-mail With Your Secure Code

- If you provided an e-mail address, then you will be taken to the E-mail Verification page
- Once you verify your e-mail, you can use your e-mail address as your username when logging in to Department of Education websites
- You can also continue without verifying

How to Verify Your E-mail

- Do not close the E-mail Verification page
- We'll send you an e-mail with a secure code
- Log in to your e-mail account using a different tab or browser window or another device
- Look for an e-mail with the subject line, "Important: Your FSA ID E-mail Validation - Action Required"
- The e-mail will include a six-digit, numeric code that you will enter in the "Secure Code" data field

Your FSA ID is created!

FSA ID Created

You have successfully created your FSA ID. You can now use your FSA ID to complete and electronically sign your *Free Application for Federal Student Aid* (FAFSA®; www.fafsa.gov).



- Your FSA ID username and password have been created. We will send your information to the Social Security Administration (SSA) for verification. This takes 1-3 days, during which time you can use your FSA ID to complete and electronically sign your *Free Application for Federal Student Aid* (FAFSA®) at www.fafsa.gov.

Once your name, Social Security number, and date of birth are verified with the Social Security Administration (SSA), you can then use your FSA ID to access these Federal Student Aid systems:

Free Application for Federal Student Aid at www.fafsa.gov.

- Pre-fill data in this year's FAFSA if you filed a FAFSA last year.
- Make online corrections to an existing FAFSA.
- View or print an online copy of your Student Aid Report (SAR).

The National Student Loan Data System at www.nsls.ed.gov:

- View a history of any federal student aid that you have received.
- Look up your loan servicer information.

StudentLoans.gov at www.studentloans.gov:

- Complete Entrance Counseling.
- Electronically sign a master promissory note (MPN).
- Complete PLUS loan requests.
- Complete Exit Counseling.

Agreement to Serve (ATS) at www.teach-ats.ed.gov:

- Sign your ATS for the Teacher Education Assistance for College and Higher Education (TEACH) Grant Program.

My Federal Student Aid at StudentAid.gov/log-in:

- View a history of any federal student aid that you have received.
- Look up your loan servicer information.

Select RETURN TO LOGIN if you wish to return to the FSA ID log-in page.

RETURN TO LOGIN »

- Your FSA ID was created
- If you provided an e-mail address, then you will receive a confirmation e-mail




Using Your FSA ID

- You can log in to fafsa.gov and complete, sign, and submit a new (original) FAFSA
- If you didn't provide or link to a PIN, then your info will be sent to the Social Security Administration for confirmation
- SSA review will take 1-3 days
- Until your info is verified, you won't be able to take certain actions, such as correct your FAFSA, submit a renewal FAFSA, or sign a Master Promissory Note.

Social Security Administration Matching

- You should receive an e-mail informing you of the results of the SSA review; If you did not provide an e-mail when creating your FSA ID, you can check the status by logging in at [FSAID.ed.gov](https://fsaid.ed.gov) using the “Edit My FSA ID” tab
- If there is an issue, log in at [FSAID.ed.gov](https://fsaid.ed.gov) using the “Edit My FSA ID” tab and review/update your profile info; If your info is correct, you’ll need to contact the SSA (to find your local SSA office, call 1-800-772-1213 or go to www.ssa.gov)

Important: Your Social Security Administration (SSA) Results - Successful Inbox x

 **FSA ID Information** <FSA-ID@ed.gov> 1:01 PM (19 hours ago) 
to me 

Dear Susan,

Your Social Security Administration (SSA) match was completed and your identifiers have been verified.

You can now use your FSA ID to access any FSA application or website that requires a verified match. Visit [StudentAid.gov](https://studentaid.gov) for more information on the usage of your FSA ID.

If you have any questions or need help, visit <https://fsaid.ed.gov> and select Help for more details.

Thank you,

U.S. Department of Education
Federal Student Aid

This mailbox is unattended. Please do not reply to this message.

Where can I use my
FSA ID?

Using Your FSA ID

Website	What You Can Do at the Site
fafsa.gov	<ul style="list-style-type: none">• Electronically sign your (or your child's) FAFSA• Import your tax information from the Internal Revenue Service• Prefill data in this year's FAFSA if you filed a FAFSA last year (Renewal FAFSA)• Make online corrections to an existing FAFSA• View or print an online copy of your <i>Student Aid Report</i> (SAR)
My Federal Student Aid at StudentAid.gov/login or the National Student Loan Data System (NSLDS®) at www.nslsds.ed.gov	<ul style="list-style-type: none">• View a history of any federal student aid that you have received• Look up your loan servicer's contact information
StudentLoans.gov	<ul style="list-style-type: none">• Complete entrance counseling, the <i>Financial Awareness Counseling Tool</i>, or exit counseling• Electronically sign a master promissory note (MPN).• Complete PLUS loan requests• Estimate your student loan payments using the <i>Repayment Estimator</i>• Apply for an income-driven repayment plan or a consolidation loan
Agreement to Serve (ATS) at www.teach-ats.ed.gov	<ul style="list-style-type: none">• Sign your ATS for the Teacher Education Assistance for College and Higher Education (TEACH) Grant Program

What to Do: I Forgot My Username or Password

Forgot My Username

- Select “Forgot My Username” at the Log In Screen
- The appearance of the link may vary depending on what website you are visiting

English | Español | Help

Federal Student Aid | PROUD SPONSOR of the AMERICAN MIND®
An OFFICE of the U.S. DEPARTMENT of EDUCATION

Edit Your FSA ID

Enter your username and password and select LOGIN to edit your FSA ID information. If you do not have an FSA ID, click on the Create An FSA ID link.

Create An FSA ID | **Edit My FSA ID**

Username (or Verified E-mail Address) = [Forgot My Username](#)

Password = [Forgot My Password](#)

LOGIN

Edit My FSA ID Screen

English | Español | Help

Federal Student Aid | PROUD SPONSOR of the AMERICAN MIND® | **FAFSA®**
An OFFICE of the U.S. DEPARTMENT of EDUCATION | Free Application for Federal Student Aid

Home | Help | **SEARCH**

STUDENT Login

Form Approved OMB No. 1845-0001 App. Exp. 12/31/2016

Instructions are provided for each FAFSA question in the Help and Hints section on the right side of the page and are also available by clicking **Need Help?** at the bottom of the page.

Enter either your (the student's) FSA ID or personal information to log in to FAFSA on the Web.

Enter your (the student's) FSA ID | Enter the student's information

Do not log in with the FSA ID if you are not the student. [Create an FSA ID](#)

OR

FSA ID Username or Verified E-mail Address [Forgot Username](#)

FSA ID Password [Forgot Password](#)

NEXT

NEED HELP?

Help and Hints

Login Options

The FSA ID, which consists of a user-created username and password, replaced the PIN effective May, 2015. It allows users to electronically access personal information on Federal Student Aid Web sites as well as electronically sign a FAFSA.

Select one:

Enter your FSA ID (only the student should log in with an FSA ID),

Or

Enter the student's name, Social Security Number and date of birth. (You may have to enter your FSA ID later in the process).

FAFSA Log In Screen

Forgot My Username

You can retrieve your username by either:

- Having a secure code e-mailed to you (enter the e-mail address associated with your FSA ID account and click the “E-mail Secure Code” button)
- Providing personal information and answering your challenge questions (click the “Challenge Questions” button)

Retrieve Your Username

To retrieve your FSA ID username, use one of the following options:

1. E-mail

If you provided an e-mail address with your FSA ID, enter it and select E-MAIL SECURE CODE. We will send you a secure code that you will enter on the next page. If you're accessing your e-mail via the Web, make sure to open a separate browser window.

E-mail ? E-MAIL SECURE CODE >

2. Challenge Questions

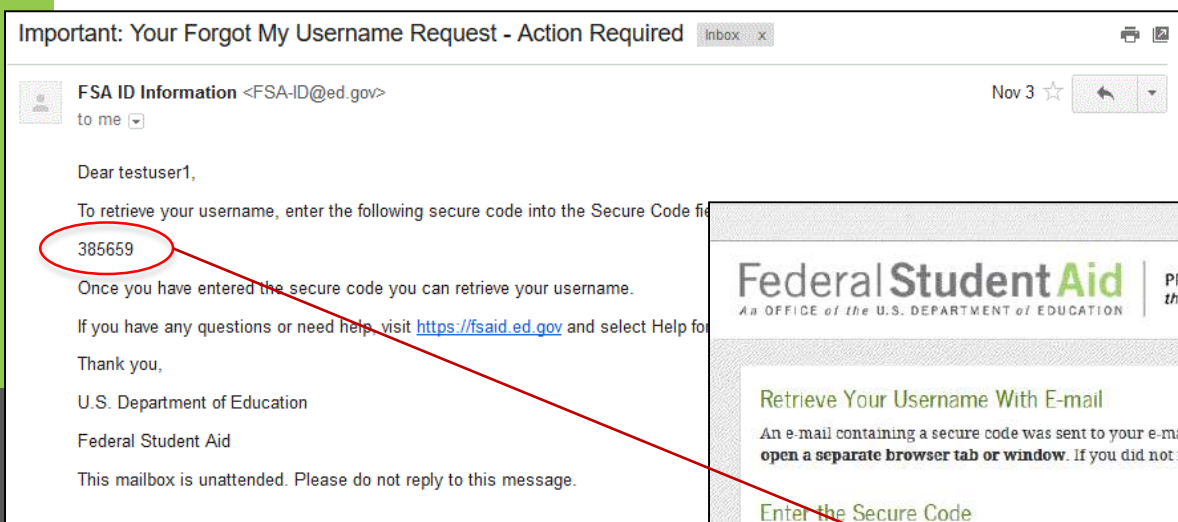
Provide your Social Security number, last name and date of birth on the next screen and then answer three of your five challenge questions. Select CHALLENGE QUESTIONS for this option.

CHALLENGE QUESTIONS >

CANCEL

Retrieving Username Using Secure Code

- If you selected “E-mail Secure Code,” an e-mail will be sent to your e-mail account and you will be taken to a page where you can enter a secure code
- Do not close this page!
- Open your e-mail in a new browser window or tab or different device and copy the code from your e-mail and enter it into the “Secure Code” box



E-mail With Your Secure Code

English | Español | Help | CANCEL

Federal Student Aid | PROUD SPONSOR of the AMERICAN MIND®
An OFFICE of the U.S. DEPARTMENT of EDUCATION

Retrieve Your Username With E-mail

An e-mail containing a secure code was sent to your e-mail address on file. Important: If you're accessing your e-mail via the Web, **make sure to open a separate browser tab or window.** If you did not receive an e-mail, you can [request a new secure code](#).

Enter the Secure Code

Enter the secure code below and select CONTINUE to verify your e-mail address. After you verify your e-mail address, you can use it as your username when logging in.

Note: It may take a few minutes for the e-mail to arrive. Check your junk folder if you cannot find the message in your inbox. Some e-mail providers require that you add an e-mail address to your address book before you can receive any e-mail from that address. To ensure that our messages can be delivered to your inbox, enter our originating e-mail address, FSA-ID@ed.gov into your address book.

Secure Code *

CANCEL SUBMIT

Retrieving Username Using Secure Code

Once you enter the secure code the screen will display your username

Forgot Username

Your username is shown below.

Note: If you have an e-mail address associated with your FSA ID and have verified it, you can use it, with your password, to log in to FSA systems instead of your username.

- Your FSA ID username is: **fsatestuser1**

Select RETURN TO LOGIN to return to the log-in page.

[RETURN TO LOGIN](#)

Forgot My Username

If you prefer to retrieve your username by answering your challenge questions, click the “Challenge Questions” button

English | Español Help CANCEL

Federal Student Aid | PROUD SPONSOR of the AMERICAN MIND®
An OFFICE of the U.S. DEPARTMENT of EDUCATION

Retrieve Your Username

To retrieve your FSA ID username, use one of the following options:

- 1. E-mail**

If you provided an e-mail address with your FSA ID, enter it and select E-MAIL SECURE CODE. We will send you a secure code that you will enter on the next page. If you're accessing your e-mail via the Web, make sure to open a separate browser window.

E-mail E-MAIL SECURE CODE >
- 2. Challenge Questions**

Provide your Social Security number, last name and date of birth on the next screen and then answer three of your five challenge questions. Select CHALLENGE QUESTIONS for this option.

CHALLENGE QUESTIONS >

CANCEL

Retrieving Username Using Challenge Questions

If you selected “Challenge Questions,” you will be taken to a screen where you need to enter your Social Security number, last name, and date of birth

The screenshot shows a web page for the Federal Student Aid office. At the top right, there are links for 'English | Español', 'Help', and a green 'CANCEL' button. The main header features the 'Federal Student Aid' logo with the tagline 'An OFFICE of the U.S. DEPARTMENT of EDUCATION' and the text 'PROUD SPONSOR of the AMERICAN MIND®'. The main heading is 'Retrieve Your Username Using Challenge Questions'. Below this, a message states: 'Enter your Social Security number, last name, and date of birth below and select CONTINUE. We will ask you three of your challenge questions on the next page.' The form contains three input fields: 'Social Security Number *' with three separate boxes and hyphens, 'Last Name' with a single wide box, and 'Date of Birth *' with a box containing the placeholder 'MM/DD/YYYY'. A '* Required' note is in the top right of the form area. At the bottom left is a green 'CANCEL' button, and at the bottom right is a green 'CONTINUE >' button.

English | Español Help **CANCEL**

Federal Student Aid | PROUD SPONSOR of the AMERICAN MIND®
An OFFICE of the U.S. DEPARTMENT of EDUCATION

Retrieve Your Username Using Challenge Questions

Enter your Social Security number, last name, and date of birth below and select CONTINUE. We will ask you three of your challenge questions on the next page.

Social Security Number * - - ? * Required

Last Name ?

Date of Birth * ?

CANCEL **CONTINUE >**

Retrieving Username Using Challenge Questions

- You will be taken to a page where you will need to answer three of your challenge questions
- After answering the challenge questions, you will be taken to page that displays your username

IMPORTANT
If you retrieve your username using the challenge questions, you will need to wait 30 minutes before you can use your username

English | Español Help **CANCEL**

Federal Student Aid | PROUD SPONSOR of the AMERICAN MIND®
An OFFICE of the U.S. DEPARTMENT of EDUCATION

Retrieve Your Username With Challenge Questions
Enter the correct answers to your challenge questions below and select **VERIFY**.
Be sure to enter the answers exactly as you created them. The answers are not case sensitive.

* Required

Challenge Question 1: Who was your first boss?
Answer 1 * **Show Text**

Challenge Question 2: What is your favorite color?
Answer 2 * **Show Text**

Challenge Question 3: What is your favorite food?
Answer 3 * **Show Text**

CANCEL **VERIFY**

What to Do: I'm Locked Out of My Account

Locked Out

If you've been locked out of your FSA ID account for providing the wrong username or password, you can unlock your account using either e-mail or the challenge questions

English | Español Help **CANCEL**

Federal Student Aid | PROUD SPONSOR of the AMERICAN MIND®
An OFFICE of the U.S. DEPARTMENT of EDUCATION

Unlock Your FSA ID

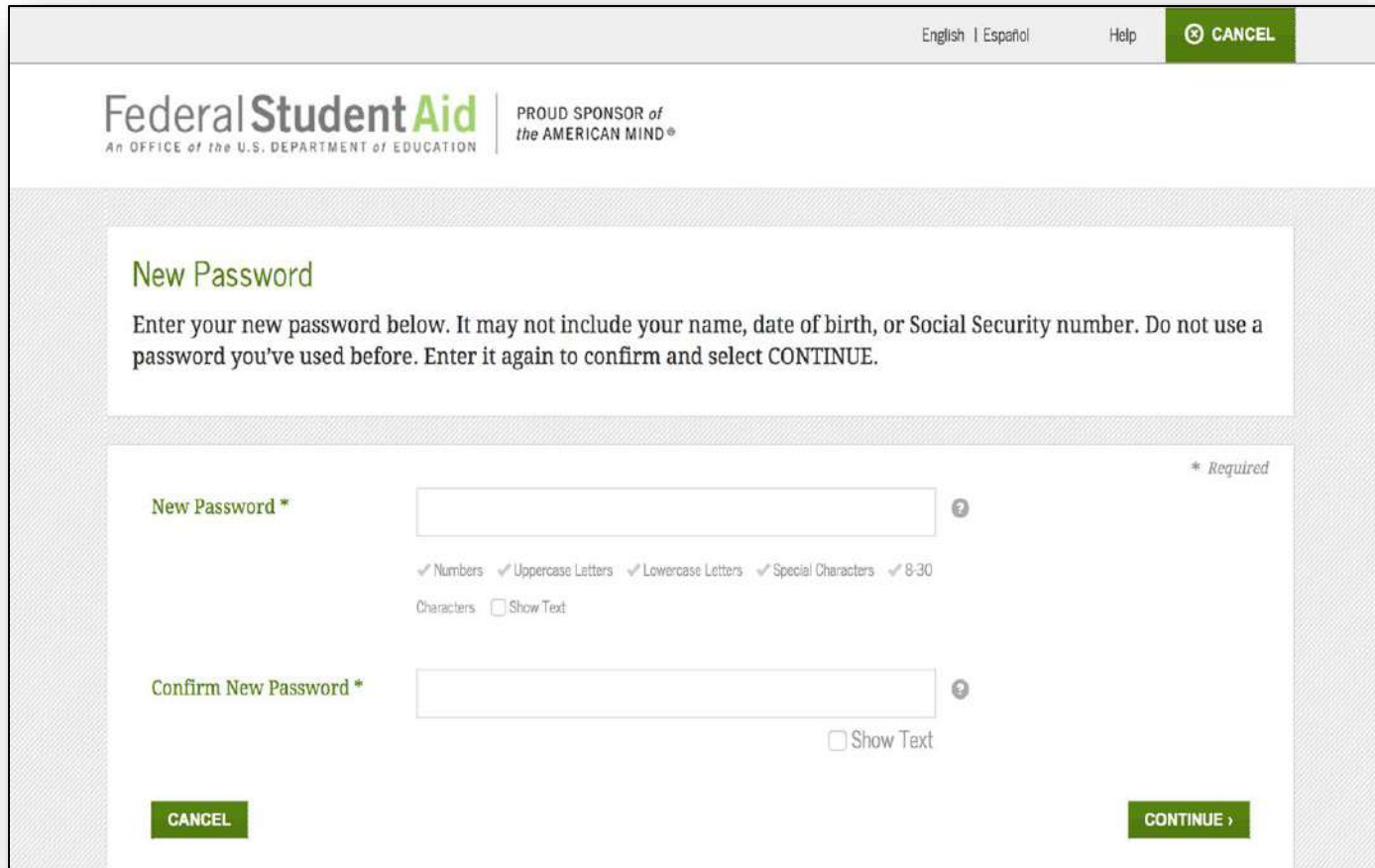
Your FSA ID is locked. To unlock it, use one of the following options:

- 1. E-mail**
If you provided an e-mail address with your FSA ID, we will send you a secure code that you will enter on the next page. Select E-MAIL for this option. If you're accessing your e-mail via the Web, make sure to open a separate browser window. **E-MAIL >**
- 2. Challenge Questions**
Answer three of your five challenge questions. Select CHALLENGE QUESTIONS for this option. **CHALLENGE QUESTIONS >**

CANCEL

Locked Out

Once you successfully enter the secure code or answer your challenge questions, you will be taken to this screen to change your password



The screenshot shows the 'New Password' screen from the Federal Student Aid website. At the top right, there are links for 'English | Español', 'Help', and a green 'CANCEL' button. The main header features the 'Federal Student Aid' logo and the text 'PROUD SPONSOR of the AMERICAN MIND®'. Below this, the title 'New Password' is displayed in green. A paragraph of instructions reads: 'Enter your new password below. It may not include your name, date of birth, or Social Security number. Do not use a password you've used before. Enter it again to confirm and select CONTINUE.' The form contains two input fields: 'New Password *' and 'Confirm New Password *', both marked as required. The 'New Password' field has a help icon and a list of requirements: 'Numbers', 'Uppercase Letters', 'Lowercase Letters', 'Special Characters', and '8-30 Characters'. There is also a 'Show Text' checkbox. The 'Confirm New Password' field also has a 'Show Text' checkbox. At the bottom, there are green 'CANCEL' and 'CONTINUE >' buttons.

English | Español Help **CANCEL**

Federal Student Aid | PROUD SPONSOR of the AMERICAN MIND®
An OFFICE of the U.S. DEPARTMENT of EDUCATION

New Password

Enter your new password below. It may not include your name, date of birth, or Social Security number. Do not use a password you've used before. Enter it again to confirm and select CONTINUE.

New Password * ? * Required


✓ Numbers ✓ Uppercase Letters ✓ Lowercase Letters ✓ Special Characters ✓ 8-30 Characters Show Text

Confirm New Password * ? Show Text

CANCEL **CONTINUE >**

Locked Out

Once you enter a new password and re-enter it successfully, you receive the following message



The screenshot shows the Federal Student Aid website interface. At the top right, there are links for "English | Español" and "Help". The main header features the "Federal Student Aid" logo, with the tagline "An OFFICE of the U.S. DEPARTMENT of EDUCATION" below it. To the right of the logo is the text "PROUD SPONSOR of the AMERICAN MIND®". The main content area is a light gray box with a white background. It contains a "Success!" message in green text, followed by the text: "You have successfully unlocked your account and changed your password. You can now use your new password to log in." Below this is a green callout box with a white background containing a bullet point: "• Select RETURN TO LOGIN if you wish to return to the FSA ID login page." At the bottom right of the callout box is a green button with white text that says "RETURN TO LOGIN ›".

Where can I get more
information?

Where can I get more information?

Additional details on the FSA ID including answers to frequently asked questions and tips on creating an FSA ID, can be found at [StudentAid.gov/fsaid](https://studentaid.gov/fsaid)